

FIRST COMPETITOR ON SCENE ADVICE

If you are confronted with an incident and you are the first competitor on scene, the best advice anyone can give is: **DON'T PANIC.....assistance will be with you very soon.**

There are a number of immediate actions that you need to take in order to provide the event's safety services with as much information as possible.

Firstly, you must make an assessment of what has happened: **STOP** - take a breath.
LOOK - visually evaluate the situation.
LISTEN - what can you hear?

Your priorities after that will be to:

- Ensure that your nearest radio operator is informed by the second vehicle on scene in rally direction so that they can update the Stage Commander and Rally Control.
- Keep people away from the incident.
- Ensure a lookout is positioned to warn those on scene of any approaching vehicle.
- Warn other competitors in advance of the incident. If marshals are available, send one further back up the stage to warn approaching vehicles that there is an incident ahead.
- Ensure the warning triangle is out and the OK / SOS board is displayed.

WARNING TRIANGLE

To warn following competitors of a stationary vehicle ahead.

Position 100 M before the incident and clearly visible

SOS

Indicates to following crews if further assistance is required - ensure the correct side is displayed.

- Where possible, approach the vehicle from the front.
- Deal with any fire if trained to do so.
- Identify both the electrical cut-off and extinguisher switch and activate as required.

Electrical cutoff **Blue** triangle with **Blue OFF** anticlockwise arrow **Fire Extinguisher Red E** in red circle

- Keep assessing the situation.

If the competitor is still in the vehicle and the vehicle is on fire - GET THEM OUT IMMEDIATELY

If the competitor is still in the vehicle, is responsive and there is no risk of fire:

- Approach from the front, look them in the eyes - do they seem aware of their surroundings?
- Speak to them, ask their name - do they respond?
- Any pain or loss of feeling - if yes, keep them where they are!
- Keep them calm and keep them talking.
- **DO NOT MOVE THEM UNTIL PROFESSIONAL HELP ARRIVES.**
- Do nothing else.

If the competitor is still in the vehicle, is unresponsive and there is no risk of fire:

- Check if they are breathing - if not try to ensure an airway.
- Stop any life-threatening bleeding by applying direct pressure.
- Immobilise the head and c-spine (neck) but

DO NOT REMOVE THEIR HELMET UNLESS THERE IS NO OTHER WAY TO ENSURE AN OPEN AIRWAY.

If the competitor is out of the vehicle:

- Do not grab hold of them - they might be unaware of what is happening and become combative.
- Guide them to a place of safety away from the incident
- Speak to them, ask if they are OK? Keep someone with them.
- Once in a safe place, assess them for injuries:
 - Are they aware of their surroundings?
 - Any signs of injury / are they experiencing pain?


DO NOT LET THEM WANDER AROUND, BUT KEEP THEM UNDER OBSERVATION

Afterwards please write a short report for the organisers and either hand it to the first control official that you reach or to the Competitor Relations Officer. This report should cover the facts as you know them and include times of the incident starting and when you left the scene; always include your own details so that the organisers can, if necessary, contact you.

For further guidance, look at the safety video on the MSA web site which is aimed primarily at competing crews

[https://www.motorsportuk.org/The-Sport/Rally-Future#prettyPhoto\[video\]/2/](https://www.motorsportuk.org/The-Sport/Rally-Future#prettyPhoto[video]/2/) Thank you

RALLY CONTROL 07876 754325

		Sunday 10th July 2022 LEG 2					Due Time
		Miles		Time	Bogey	Target	
Stage Name	Road	Stage	Time				Bogey
MTC 3 - Service Out						07:57	
Service out/SA9						07:57	
SA9 to SS9			03:00			08:00	
9 Runaround (A)		13.00		10:09	25:24	08:00	
RS13 to Service In (RS H)	1.75		05:00			08:15	
Service 4 In						08:20	
Service Out						09:17	
Service out/SA10						09:17	
SA10 to SS10			03:00			09:20	
10 Runaround (B)		13.00		10:09	25:24	09:23	
RS14 to Service In (RS H)	1.75		00:05			09:38	
Service 5 In						09:43	
Service Out						11:32	
Service out/SA11						11:32	
SA11 to SS11			03:00			11:35	
11 Taxiway 3 (A)		13.50		08:00	20:00	11:38	
RS15 to service in (RS I)	0.50		00:05			11:48	
Service 6 In						11:53	
Service Out						12::20	
Service out/SA12						12:20	
SA12 to SS12			03:00			12:23	
12 Taxiway 3 (B)		13.50		08:00	20:00	12:38	
RS16 to MTC4 (RS I)	0.50		00:05				
MTC 4						12:58	
	LEG 2	4.50	53.00	Above due times are for reference only, actual restart times for each stage will be given at PC from previous stage			
Total rally Mileage	8.60	96.80					
Total rally (stage & road) Mileage	105.4						

Mach1 Stages 2022 - Senior Competitors Stage Record Leg 2

Stage 9	Hrs	Mins	Sec
Due Time MTC3			
Actual SO/SA			
Stage Start			
Stage Finish			
Stage Time			
Road Section		5	
Due Time			
Service In			

Stage 10	Hrs	Mins	Sec
Due Time			
Service Out			
Actual SO/SA			
Stage Start			
Stage Finish			
Stage Time			
Road Section		5	
Due Time			
Service In			

Stage 11	Hrs	Mins	Sec
Due Time			
Service Out			
Actual SO/SA			
Stage Start			
Stage Finish			
Stage Time			
Road Section		5	
Due Time			
Service In			

Stage 12	Hrs	Mins	Sec
Due Time			
Service Out			
Actual SO/SA			
Stage Start			
Stage Finish			
Stage Time			
Road Section		5	
MTC 4			

Please complete and return your Damage Declaration BEFORE you leave the venue.

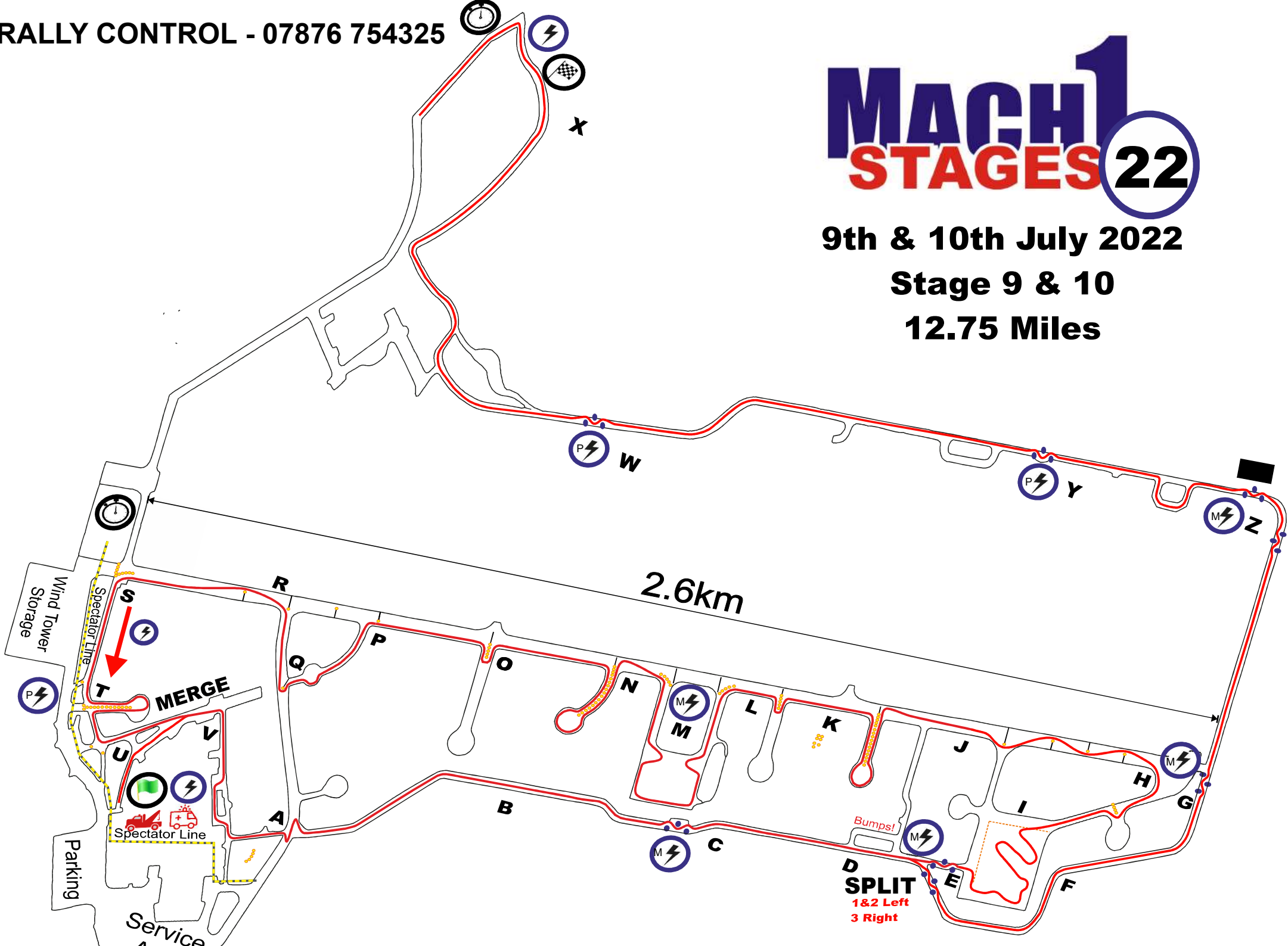
RALLY CONTROL - 07876 754325

MACH1 STAGES 22

9th & 10th July 2022

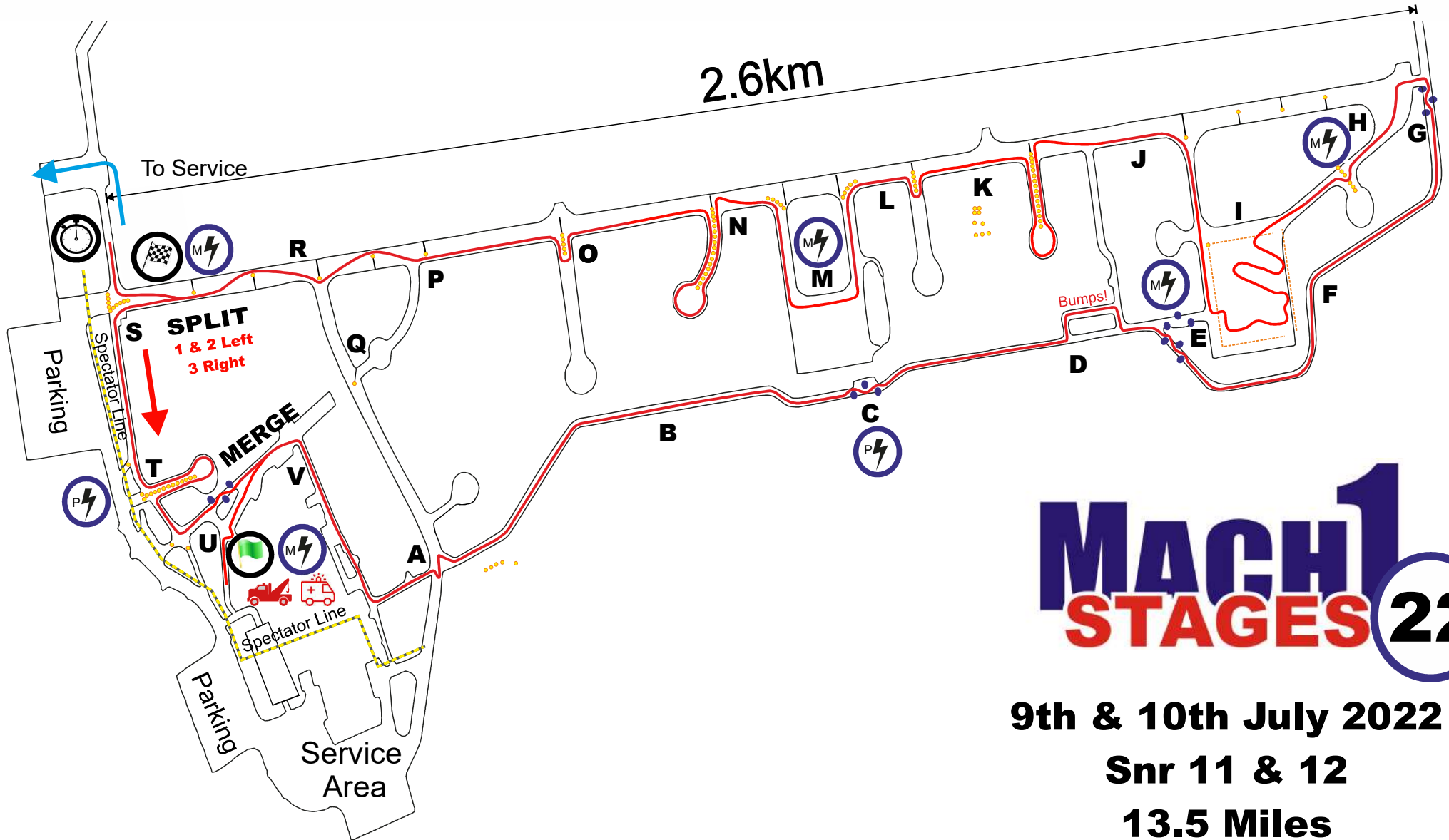
Stage 9 & 10

12.75 Miles





RALLY CONTROL - 07876 754325



MACH1 STAGES 22

9th & 10th July 2022

Snr 11 & 12

13.5 Miles

Mach1 Stages Sunday 10th July 2022

Damage Declaration

To be returned after last stage or on retiral. Please drop in box at final control or email to:

entries@dunfermlinecarclub.co.uk

Car Number:

In accordance with R15.1.2/3 competitors **MUST** declare if involved in any incident that has caused damage to persons or property

INCIDENT DETAILS (if applicable)

Stage:

Time:

Location:

Further information:

If not write NONE:

Reasons if Retired:

Signature:

Driver/Co-driver