

FIRST COMPETITOR ON SCENE ADVICE

If you are confronted with an incident and you are the first competitor on scene, the best advice anyone can give is: **DON'T PANIC.....assistance will be with you very soon.**

There are a number of immediate actions that you need to take in order to provide the event's safety services with as much information as possible.

Firstly, you must make an assessment of what has happened: **STOP** - take a breath.

LOOK - visually evaluate the situation.

LISTEN - what can you hear?

Your priorities after that will be to:

- Ensure that your nearest radio operator is informed by the second vehicle on scene in rally direction so that they can update the Stage Commander and Rally Control.
- Keep people away from the incident.
- Ensure a lookout is positioned to warn those on scene of any approaching vehicle.
- Warn other competitors in advance of the incident. If marshals are available, send one further back up the stage to warn approaching vehicles that there is an incident ahead.
- Ensure the warning triangle is out and the OK / SOS board is displayed.

WARNING TRIANGLE

To warn following competitors of a stationary vehicle ahead.

Position 100 M before the incident and clearly visible

SOS

Indicates to following crews if further assistance is required - ensure the correct side is displayed.

- Where possible, approach the vehicle from the front.
- Deal with any fire if trained to do so.
- Identify both the electrical cut-off and extinguisher switch and activate as required.

Electrical cutoff **Blue** triangle with **Blue OFF** anticlockwise arrow **Fire Extinguisher Red E** in red circle

- Keep assessing the situation.

If the competitor is still in the vehicle and the vehicle is on fire - GET THEM OUT IMMEDIATELY

If the competitor is still in the vehicle, is responsive and there is no risk of fire:

- Approach from the front, look them in the eyes - do they seem aware of their surroundings?
- Speak to them, ask their name - do they respond?
- Any pain or loss of feeling - if yes, keep them where they are!
- Keep them calm and keep them talking.
- **DO NOT MOVE THEM UNTIL PROFESSIONAL HELP ARRIVES.**
- Do nothing else.

If the competitor is still in the vehicle, is unresponsive and there is no risk of fire:

- Check if they are breathing - if not try to ensure an airway.
- Stop any life-threatening bleeding by applying direct pressure.
- Immobilise the head and c-spine (neck) but

DO NOT REMOVE THEIR HELMET UNLESS THERE IS NO OTHER WAY TO ENSURE AN OPEN AIRWAY.

If the competitor is out of the vehicle:

- Do not grab hold of them - they might be unaware of what is happening and become combative.
- Guide them to a place of safety away from the incident
- Speak to them, ask if they are OK? Keep someone with them.
- Once in a safe place, assess them for injuries:
 - Are they aware of their surroundings?
 - Any signs of injury / are they experiencing pain?


DO NOT LET THEM WANDER AROUND, BUT KEEP THEM UNDER OBSERVATION

Afterwards please write a short report for the organisers and either hand it to the first control official that you reach or to the Competitor Relations Officer. This report should cover the facts as you know them and include times of the incident starting and when you left the scene; always include your own details so that the organisers can, if necessary, contact you.

For further guidance, look at the safety video on the MSA web site which is aimed primarily at competing crews

[https://www.motorsportuk.org/The-Sport/Rally-Future#prettyPhoto\[video\]/2/](https://www.motorsportuk.org/The-Sport/Rally-Future#prettyPhoto[video]/2/) Thank you

RALLY CONTROL 07876 754325

		Saturday 9th July 2022 LEG 1					Due Time
		Miles		Time	Bogey	Target	
	Stage Name	Road	Stage				
	MTC 1 - Service Out						10:52
	RS1 to SA1 (RS A)	0.5		05:00			10:57
	SA1 to SS1			03:00			11:00
1	Bunkers 3 (A)		0.90		00:43	01:48	11:00
	RS2 to SA2 (RS D)	0.30		04:00			11:04
	SA2 to SS2			03:00			11:07
2	Taxiway 1 (A)		9.80		08:00	20:00	11:07
	RS3 to Service In (RS E)	0.10		03:00			11:19
	Service 1 In						11:22
	ATC 3 - Service Out						12:10
	RS4 to SA3 (RS A)	0.50		05:00			12:15
	SA3 to SS3			03:00			12:18
3	Bunkers 3 (B)		0.90		00:43	01:48	12:18
	RS5 to SA4 (RS D)	0.30		04:00			12:24
	SA4 to SS4			03:00			12:27
4	Taxiway 1 (B)		9.80		08:00	20:00	12:27
	RS6 to Service In (RS E)	0.10		03:00			12:39
	Service 2 In/						12:42
	ATC 5 - Service Out						14:41
	RS7 to SA5 (RS F)	0.80		06:00			14:47
	SA5 to SS5			03:00			14:50
5	Gatehouse (A)		1.40		00:38	01:36	14:50
	RS8 to SA6 (RS G)	0.50		04:00			14:55
	SA6 to SS6			03:00			14:58
6	Taxiway 2 (A)		9.80		08:24	21:00	14:58
	RS9 to Service In (RS E)	0.10		03:00			15:10
	Service 3 In/card collect						15:13
	ATC 7 - Service Out						16:00
	RS10 to SA7 (RS F)	0.80		06:00			16:06
	SA7 to SS7			03:00			16:09
7	Gatehouse (B)		1.40		00:38	01:36	16:09
	RS11 to SA8 (RS G)	0.50		04:00			16:15
	SA8 to SS8			03:00			16:18
8	Taxiway 2 (B)		9.80		08:24	21:00	16:18
	RS12 to MTC2 (RS E)	0.10		03:00			16:33
	MTC 2/End Leg 1						16:33
	LEG 1	4.10	43.80				

Mach1 Stages 2022 - Senior Competitors Stage Record Leg 1

Stage 1	Hrs	Mins	Sec
Due Time Service Out			
Road Section		5	
Stage Arrival			
Stage Start			
Stage Finish			
Stage Time			

Stage 2	Hrs	Mins	Sec
Road Section		4	
Stage Arrival			
Stage Start			
Stage Finish			
Stage Time			
Road Section to Service In		3	
Due Time Service In			

Stage 3	Hrs	Mins	Sec
Due Time Service Out			
Road Section		5	
Stage Arrival			
Stage Start			
Stage Finish			
Stage Time			

Stage 4	Hrs	Mins	Sec
Road Section		4	
Stage Arrival			
Stage Start			
Stage Finish			
Stage Time			
Road Section to Service In		3	
Due Time Service In			

Stage 5	Hrs	Mins	Sec
Due Time Service Out			
Road Section		6	
Stage Arrival			
Stage Start			
Stage Finish			
Stage Time			

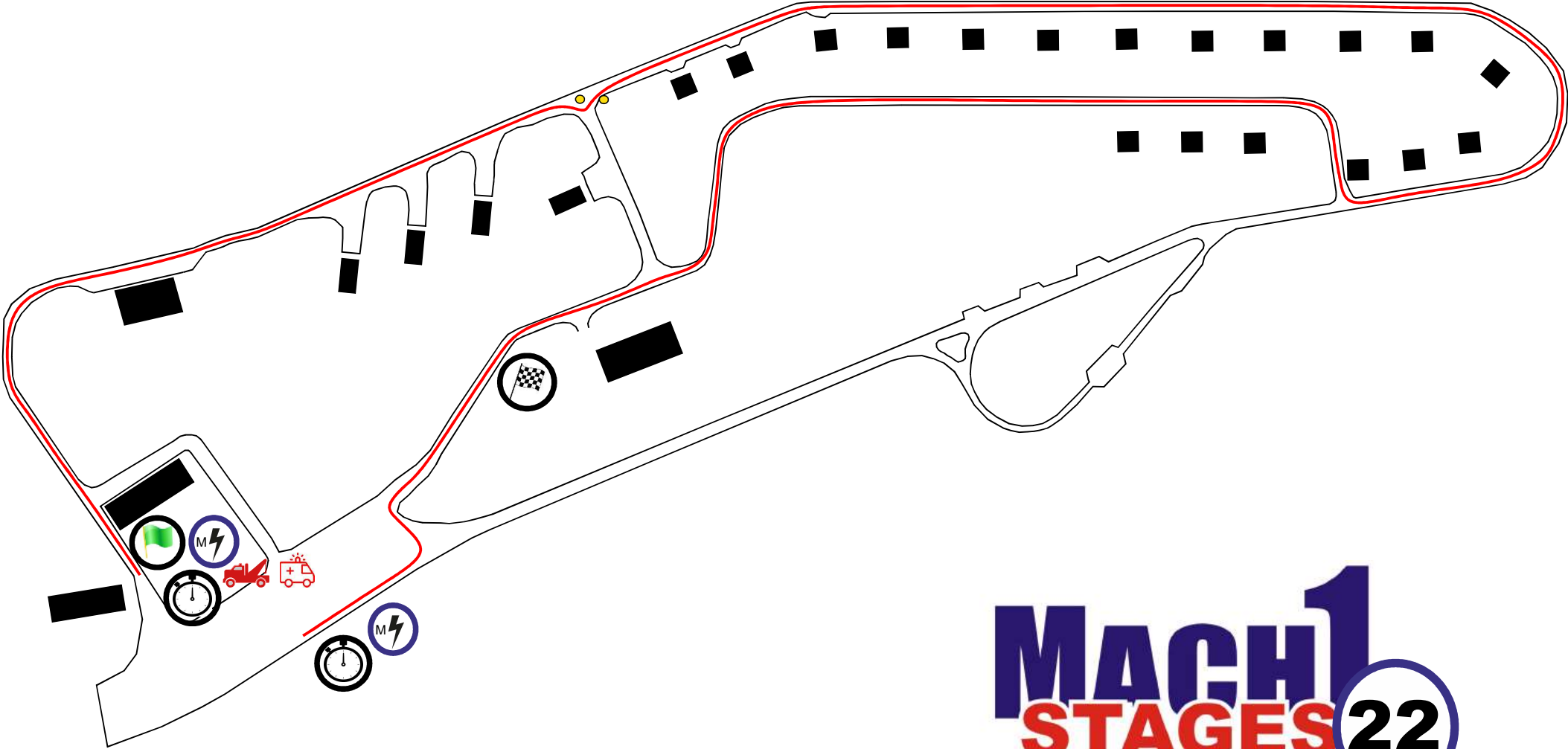
Stage 6	Hrs	Mins	Sec
Road Section		4	
Stage Arrival			
Stage Start			
Stage Finish			
Stage Time			
Road Section to Service In		3	
Due Time Service In			

Stage 7	Hrs	Mins	Sec
Due Time Service Out			
Road Section		6	
Stage Arrival			
Stage Start			
Stage Finish			
Stage Time			

Stage 8	Hrs	Mins	Sec
Road Section		4	
Stage Arrival			
Stage Start			
Stage Finish			
Stage Time			
Road Section to Service In		3	
Due Time Service In			

Please complete and return your Damage Declaration BEFORE you leave the venue.

RALLY CONTROL - 07876 754325



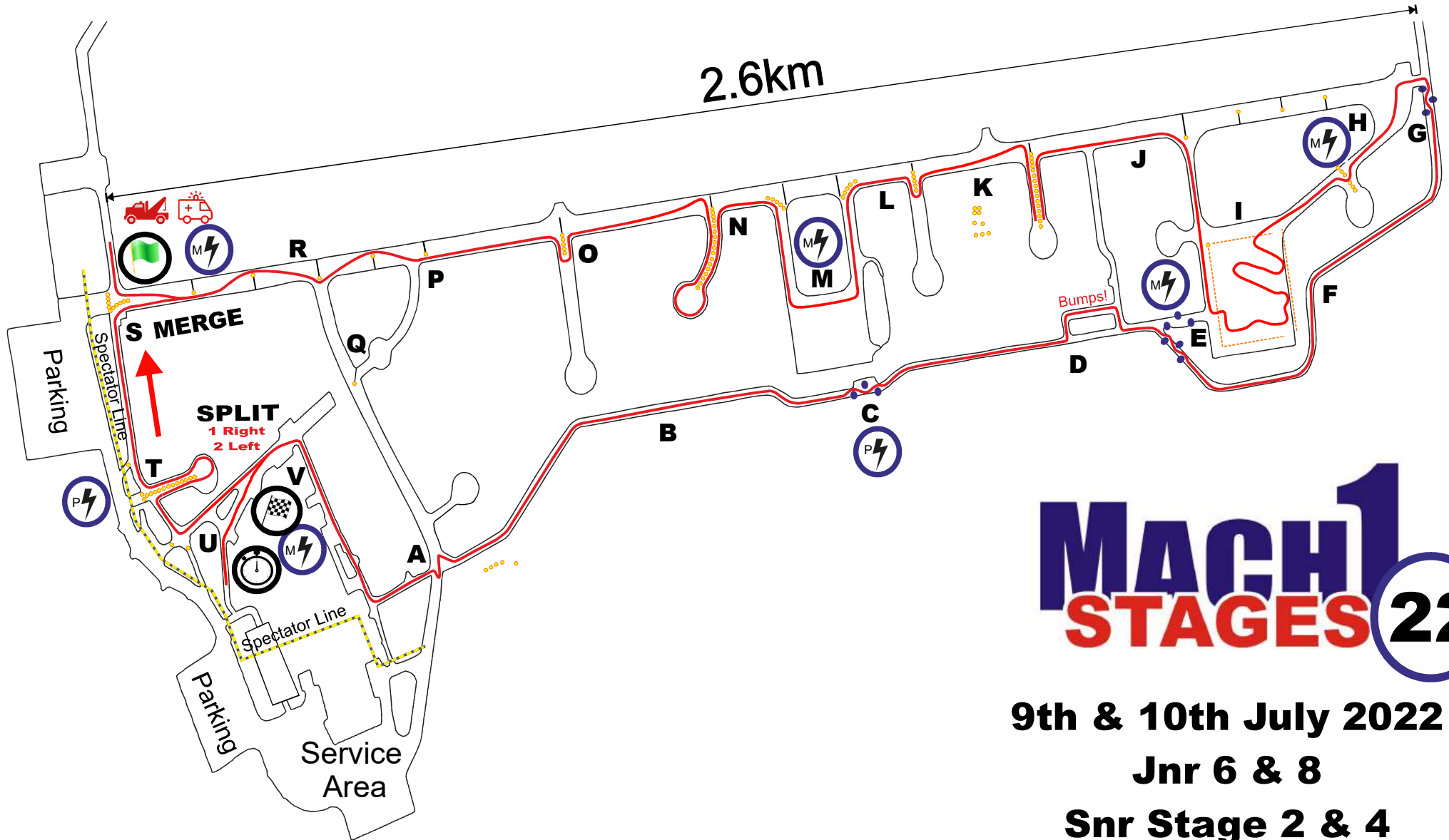
MACH1 STAGES 22

9th & 10th July 2022
JNR 5 & 7 Snr 1 & 3
0.9 Miles





RALLY CONTROL - 07876 754325



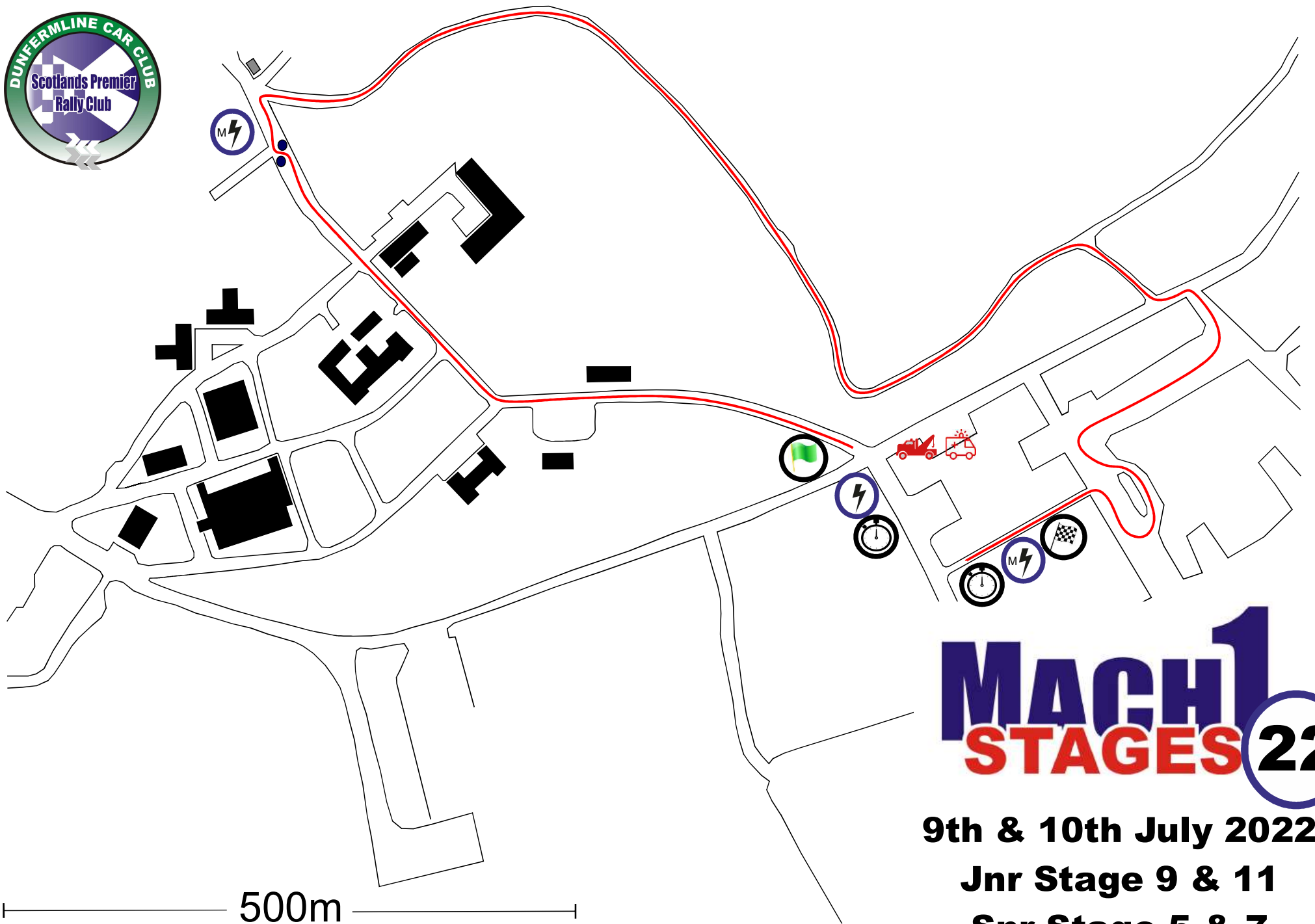
MACH1 STAGES 22

9th & 10th July 2022

Jnr 6 & 8

Snr Stage 2 & 4

9.7 Miles



MACH¹ STAGES 22

9th & 10th July 2022

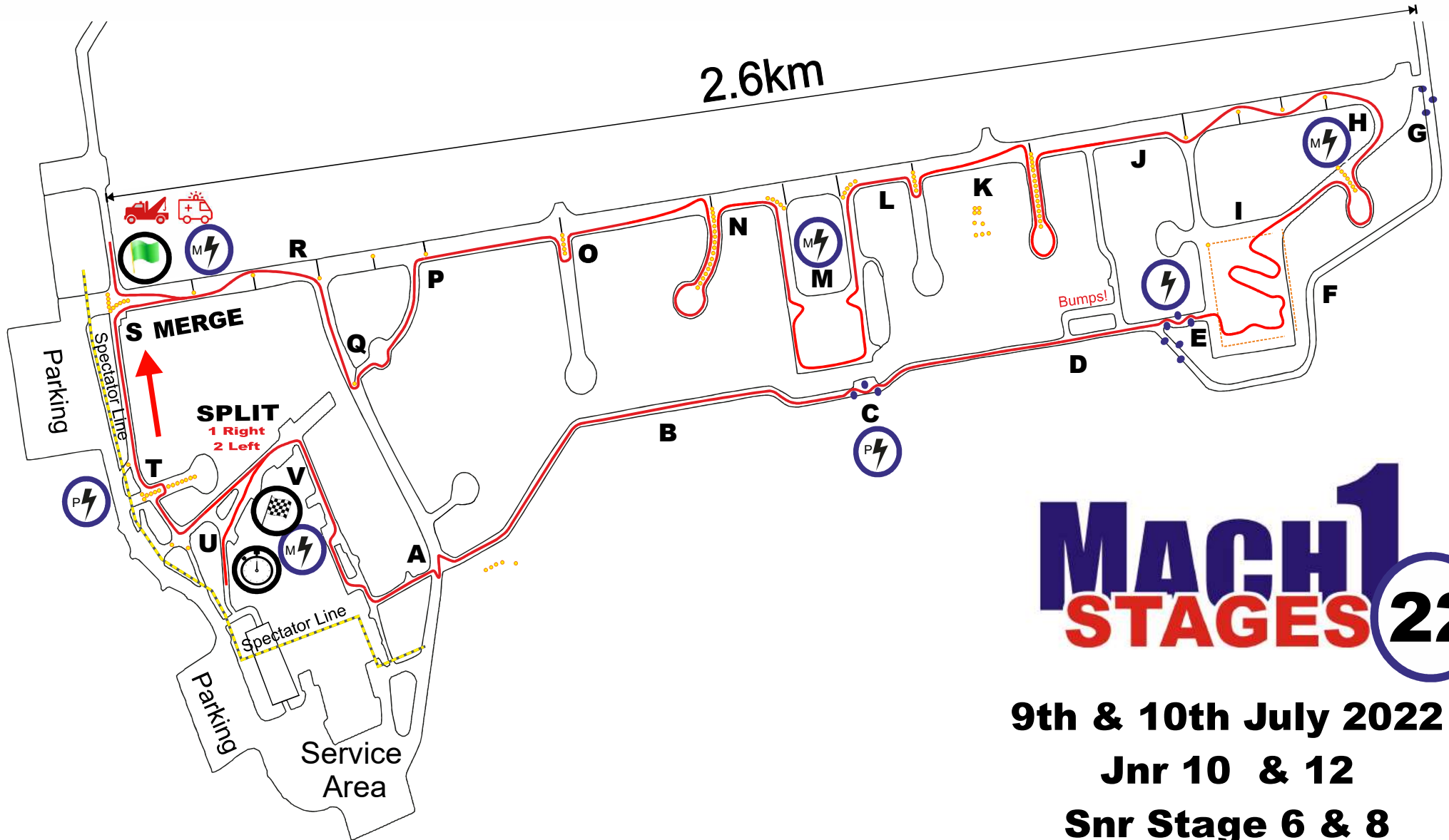
Jnr Stage 9 & 11

Snr Stage 5 & 7

1.4 Miles



RALLY CONTROL - 07876 754325



MACH1 STAGES 22

9th & 10th July 2022

Jnr 10 & 12

Snr Stage 6 & 8

9.7 Miles

Mach1 Stages Saturday 9th July 2022

Damage Declaration

To be returned after last stage or on retiral. Please drop in box at final control or email to:

entries@dunfermlinecarclub.co.uk

Car Number:

In accordance with R15.1.2/3 competitors **MUST** declare if involved in any incident that has caused damage to persons or property

INCIDENT DETAILS (if applicable)

Stage:

Time:

Location:

Further information:

If not write NONE:

Reasons if Retired:

Signature:

Driver/Co-driver