



DATUM: 17-06-2022

TIJD: 17:00 uur

PRIMA-ACON VECHTDALRALLY

PRIMA-ACON HISTORIC VECHTDALRALLY

ONDERWERP: Officieel Bulletin: Nr. 3

VAN: Wedstrijdleider

AAN: Alle deelnemers

Aanvullingen en wijzigingen Routeboek en tijdschema

Wijziging Routeboek

Op aanwijzing van de provincie is klassementsproef 3 en 8 aangepast.

Pagina's 34, 35, 36, 37, 38 en 39 vervangen door bijgevoegde pagina's

Pagina's 78, 79, 80, 81, 82 en 83 vervangen door bijgevoegde pagina's

Wedstrijdleider

Niels Leermakers



Bijlage:




Bovengenoemde pagina's van het routeboek

Tijdschema versie 4c

SS	3	Holtheme, Unica ICT 1	Distance	17.14 km	Day	1	Page	34
TC	4	Radewijk, Berdal 1	Paved	14.40	Section	1	TIME ALLOWED	23 min
Special stage	3		Loose	0.00	AVERAGE	45 km/h		
Holtheme, Unica ICT 1	14.40 km							

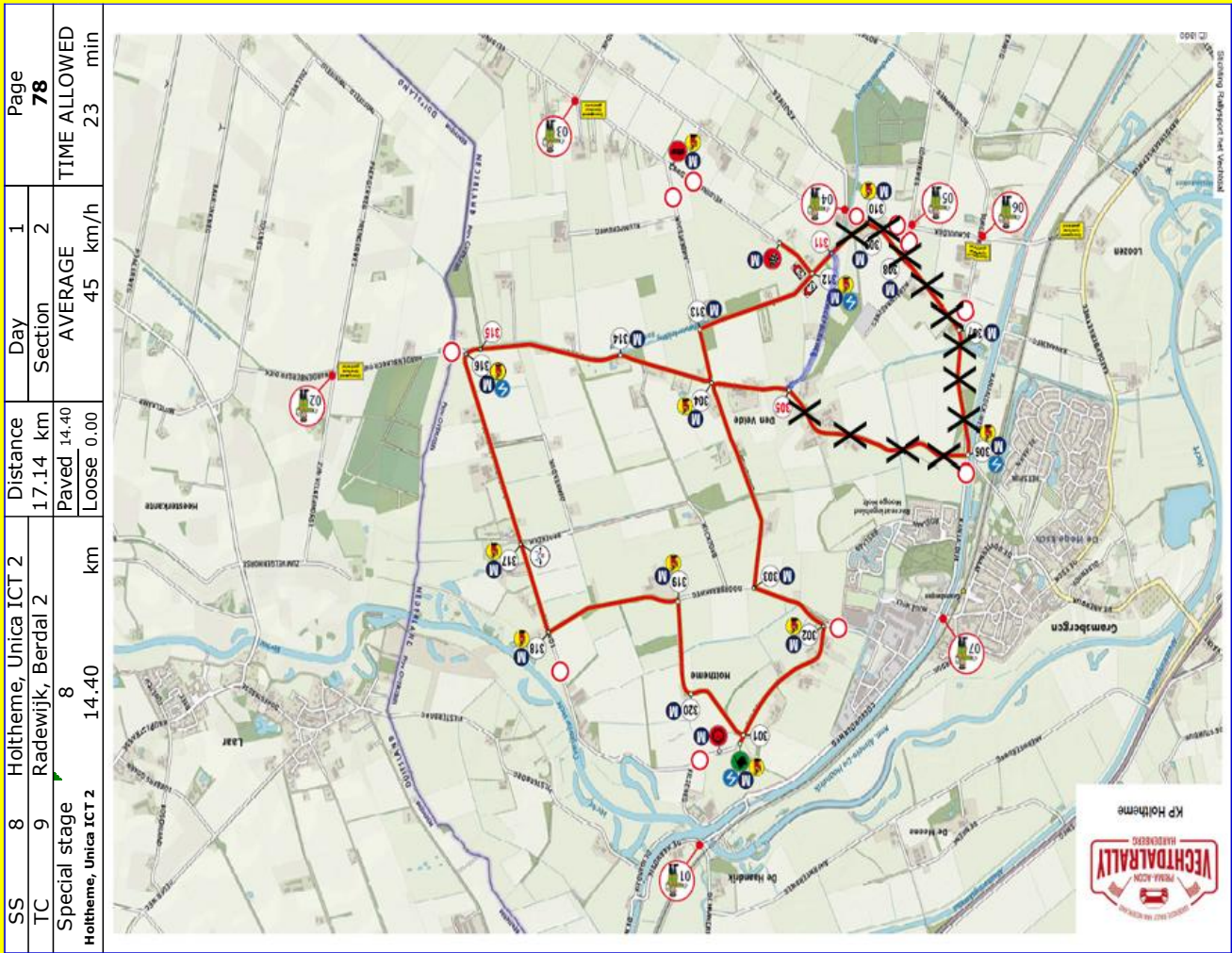
Distance		DIRECTION		INFORMATION		DIST. TO GO
TOTAL	PARTIAL					
0.00	0.00		1	START SS 3 52°36'59.7"N 6°41'45.5"E COMPETITORS FROM LEFT		17.14
0.80	0.80		2	Doorbraakweg #302		16.34
1.26	0.46		3	Lambertsdijk #303		15.88
2.38	1.12		4	Container Rondweg #304		14.76
2.84	0.46		5	#305		14.30
0.10						

SS	3	Holtheme, Unica ICT 1	Distance	Day	1	Page
TC	4	Radewijk, Berdal 1	17.14 km	Section	1	37
Special stage	3		Paved 14.40	AVERAGE	45 km/h	TIME ALLOWED
Holtheme, Unica ICT 1	14.40 km		Loose 0.00			23 min
Distance	DIRECTION		INFORMATION			DIST. TO GO
TOTAL	PARTIAL					
6.30	1.50		11	  52°35'54.2"N 6°43'11.3"E Rondweg	#316	10.84
6.76	0.46		12		#317	10.38
7.38	0.62		13		#318	9.76
7.85	0.47		14	Doorbraakweg	#319	9.29
8.65	0.80		15	Bongerstege	#320	8.49
0.93		↻				

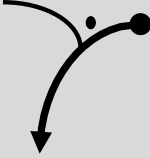



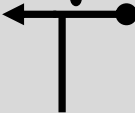
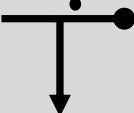
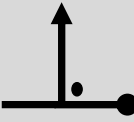
SS	3	Holtheme, Unica ICT 1	Distance	Day	1	Page
TC	4	Radewijk, Berdal 1	17.14 km	Section	1	36
Special stage	3		Paved 14.40	AVERAGE	45 km/h	TIME ALLOWED
Holtheme, Unica ICT 1	14.40 km		Loose 0.00			23 min
Distance	DIRECTION		INFORMATION			DIST. TO GO
TOTAL	PARTIAL					
2.94	0.10		6			14.20
3.63	0.69		7	Zwolseweg		13.51
3.77	0.14		8	  52°35'42.1"N 6°41'21.0"E	#312	13.37
4.52	0.75		9	Lambertsdijk	#313	12.62
4.80	0.28		10	 Container Rondweg	#304	12.34
1.50		↻				

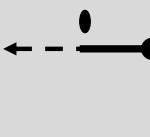
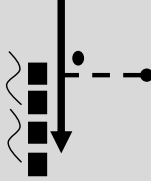
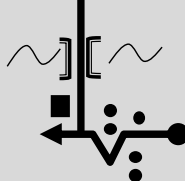


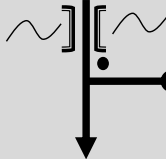
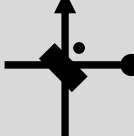

SS	3	Holthème, Unica ICT 1		Distance	Day	Section	Page
		4	Radewijk, Berdal 1				
TC	Special stage		Paved		AVERAGE		TIME ALLOWED
Holthème, Unica ICT 1		3	14.40 km	14.40	45 km/h	23 min	
Distance		DIRECTION		INFORMATION		DIST. TO GO	
TOTAL		PARTIAL					
9.58	0.93		16	COMPETITORS FROM RIGHT		7.56	
10.36	0.78		17	Doorbraakweg		6.78	
10.82	0.46		18	Lambertsdijk		6.32	
11.94	1.12		19	Container		5.20	
12.40	0.46		20	Rondweg		4.74	
0.10							

SS	3	Holthème, Unica ICT 1		Distance	Day	Section	Page
		4	Radewijk, Berdal 1				
TC	Special stage		Paved		AVERAGE		TIME ALLOWED
Holthème, Unica ICT 1		3	14.40 km	14.40	45 km/h	23 min	
Distance		DIRECTION		INFORMATION		DIST. TO GO	
TOTAL		PARTIAL					
12.50	0.10		21			4.64	
13.19	0.69		22	Zwoiseweg		3.95	
13.33	0.14		23	Veldingerveldweg		3.81	
13.73	0.40		24	FLYING FINISH		3.41	
14.40	0.67		25	STOP FINISH		2.74	
0.64							



SS		8		Holtheme, Unica ICT 2		Distance		Day		Page	
TC		9		Radewijk, Berald 2		17.14 km		Section		79	
Special stage		8		Holtheme, Unica ICT 2		Paved 14.40		AVERAGE		TIME ALLOWED	
Holtheme, Unica ICT 2		14.40		km		Loose 0.00		45 km/h		23 min	
Distance		DIRECTION		INFORMATION		DIST. TO GO					
TOTAL	PARTIAL										
0.00	0.00			START SS 8 52°36'59.7"N 6°41'45.5"E COMPETITORS FROM LEFT	1	17.14					
0.80	0.80		2	Doorbraakweg #302	16.34						
1.26	0.46		3	Lambertsdijk #303	15.88						
2.38	1.12		4	Container #304	14.76						
2.84	0.46		5	Rondweg #305	14.30						
0.10											

SS	8	Holtheme, Unica ICT 2	Distance	Day	Section	Page
TC	9	Radewijk, Berdal 2	17.14 km	AVERAGE		81
Special stage	8	14.40 km	Paved 14.40	45 km/h		TIME ALLOWED
Holtheme, Unica ICT 2	14.40 km	Loose 0.00			23 min	
Distance	DIRECTION		INFORMATION			DIST. TO GO
	TOTAL	PARTIAL				
6.30	1.50		11	  52°35'54.2"N 6°43'11.3"E Rondweg	#316	10.84
6.76	0.46		12		#317	10.38
7.38	0.62		13		#318	9.76
7.85	0.47		14	Doorbraakweg	#319	9.29
8.65	0.80		15	Bongerstege	#320	8.49
0.93		↻				

SS	8	Holtheme, Unica ICT 2	Distance	Day	Section	Page
TC	9	Radewijk, Berdal 2	17.14 km	AVERAGE		80
Special stage	8	14.40 km	Paved 14.40	45 km/h		TIME ALLOWED
Holtheme, Unica ICT 2	14.40 km	Loose 0.00			23 min	
Distance	DIRECTION		INFORMATION			DIST. TO GO
	TOTAL	PARTIAL				
2.94	0.10		6			14.20
3.63	0.69		7	Zwolsesweg		13.51
3.77	0.14		8	  52°35'42.1"N 6°41'21.0"E	#312	13.37
4.52	0.75		9	Lambertsdijk	#313	12.62
4.80	0.28		10	 Container Rondweg	#304	12.34
1.50		↻				

SS	8	Holthème, Unica ICT 2		Distance	Day	Page
		9	Radewijk, Berdal 2			
Special stage		8		Paved 14.40	AVERAGE	TIME ALLOWED
Holthème, Unica ICT 2		14.40 km		Loose 0.00	45 km/h	23 min
Distance		DIRECTION		INFORMATION		
TOTAL	PARTIAL					
9.58	0.93		16	COMPETITORS FROM RIGHT		
				#START		
10.36	0.78		17	Doorbraakweg		
				#302		
10.82	0.46		18	Lambertsdijk		
				#303		
11.94	1.12		19	Container		
				#304		
12.40	0.46		20	Slingenbergweg		
				#305		
				0.10 ↻		

SS	8	Holthème, Unica ICT 2		Distance	Day	Page
		9	Radewijk, Berdal 2			
Special stage		8		Paved 14.40	AVERAGE	TIME ALLOWED
Holthème, Unica ICT 2		14.40 km		Loose 0.00	45 km/h	23 min
Distance		DIRECTION		INFORMATION		
TOTAL	PARTIAL					
12.50	0.10		21	4.64		
13.19	0.69		22	Zwoiseweg		
				#311		
13.33	0.14		23	3.81		
				52°35'42.1"N 6°41'21.0"E		
				Veldingerveldweg		
				#312		
13.73	0.40		24	3.41		
				FLYING FINISH		
				52°35'34.9"N 6°41'36.1"E		
14.40	0.67		25	2.74		
				STOP FINISH		
				52°35'23.7"N 6°42'05.4"E		
				0.64 ↻		

TC	Locatie / Location	Afst / Dist KP / SS	Afst / Dist route / liason	Tot afst / dist	Streef / Target tijd / time	1e auto 1st car
mm:ss						
FUEL 1	Distance to next refuel	58.17	51.64	109.81		
0	START (Podium)					12:16
1	TC KP / SS 1		13.08	13.08	20:00	12:36
SS 1	OMMERBOS - 1	13.85			13:00	12:39
2	TC KP / SS 2		1.17	15.02	05:00	12:57
SS 2	WITHAREN - 1	11.13			12:00	13:00
3	TC KP / SS 3		31.44	42.57	40:00	13:52
SS 3	HOLTHEME - 1	14.40			18:00	13:55
4	TC KP / SS 4		2.74	17.14	05:00	14:18
SS 4	RADEWIJK - 1	9.86			09:00	14:21
5	TC KP / SS 5		2.99	12.85	05:00	14:35
SS 5	PRIMA - 1	8.93			09:00	14:38
5A	HERGROEPERING IN HERGROUPEING HARDENBERG		0.22	9.15	04:00	14:51
5B	HERGROUPEING UIT / SERVICE IN				20:00	15:11
5C	SERVICE UIT				30:00	15:41
FUEL 2	Distance to next refuel	58.17	51.65	109.82		
6	TC KP / SS 6		13.08	13.08	20:00	16:01
SS 6	OMMERBOS - 2	13.85			13:00	16:04
7	TC KP / SS 7		1.17	15.02	05:00	16:22
SS 7	WITHAREN - 2	11.13			12:00	16:25
8	TC KP / SS 8		31.44	42.57	40:00	17:17
SS 8	HOLTHEME - 2	14.40			18:00	17:20
9	TC KP / SS 9		2.74	17.14	05:00	17:43
SS 9	RADEWIJK - 2	9.86			09:00	17:46
10	TC KP / SS 10		2.99	12.85	05:00	18:00
SS 10	PRIMA - 2	8.93			09:00	18:03
10A	FINISH (PARC FERME)		0.23	9.16	04:00	18:16
Leg 1 total		116.34	103.29	219.63		

Total Rally			
	KP / SS	Route	Total
Etappe 1 / Leg 1	116.34	103.29	219.63
Total - 10 KP / SS	116.34	103.29	219.63
			% of special stages
			53.0%

rev 4d

TC	Locatie / Location	Afst / Dist KP / SS	Afst / Dist route / liason	Tot afst / dist	Streef / Target tijd / time	1e auto 1st car
						mm:ss
FUEL 1	Distance to next refuel	58.17	51.64	109.81		
0	START (Podium)					13:01
1	TC KP / SS 1		13.08	13.08	20:00	13:21
SS 1	OMMERBOS - 1	13.85			13:00	13:24
2	TC KP / SS 2		1.17	15.02	05:00	13:42
SS 2	WITHAREN - 1	11.13			12:00	13:45
3	TC KP / SS 3		31.44	42.57	40:00	14:42
SS 3	HOLTHEME - 1	14.40			18:00	14:45
4	TC KP / SS 4		2.74	17.14	05:00	15:08
SS 4	RADEWIJK - 1	9.86			09:00	15:11
5	TC KP / SS 5		2.99	12.85	05:00	15:25
SS 5	PRIMA - 1	8.93			09:00	15:28
5A	HERGROEPERING IN HERGROUPEING HARDENBERG		0.22	9.15	04:00	15:41
5B	HERGROUPEING UIT / SERVICE IN				15:00	15:56
5C	SERVICE UIT				30:00	16:26
FUEL 2	Distance to next refuel	58.17	51.65	109.82		
6	TC KP / SS 6		13.08	13.08	20:00	16:46
SS 6	OMMERBOS - 2	13.85			13:00	16:49
7	TC KP / SS 7		1.17	15.02	05:00	17:07
SS 7	WITHAREN - 2	11.13			12:00	17:10
8	TC KP / SS 8		31.44	42.57	40:00	18:07
SS 8	HOLTHEME - 2	14.40			18:00	18:10
9	TC KP / SS 9		2.74	17.14	05:00	18:33
SS 9	RADEWIJK - 2	9.86			09:00	18:36
10	TC KP / SS 10		2.99	12.85	05:00	18:50
SS 10	PRIMA - 2	8.93			09:00	18:53
10A	FINISH (PARC FERME)		0.23	9.16	04:00	19:06
Leg 1 total		116.34	103.29	219.63		

Total Rally			
	KP / SS	Route	Total
Etappe 1 / Leg 1	116.34	103.29	219.63
Total - 10 KP / SS	116.34	103.29	219.63
			% of special stages
			53.0%

rev 4d