



GRAN CANARIA
11st - 14th May 2022



SUPPLEMENTARY REGULATIONS

- FIA European Rally Championship for Drivers and Co-Drivers
- FIA European Rally Championship for Teams
- FIA ERC3 Championship for Drivers and Co-Drivers
- FIA ERC4 Championship for Drivers and Co-Drivers
- FIA ERC4 Junior Championship for Drivers
- FIA RGT Cup
- Clio Trophy by Toksport WRT
- ERC OPEN

www.rallyislascanarias.com





INDEX

1-	INTRODUCTION	2
2-	ORGANISATION	2
3-	PROGRAMME.....	6
4-	ENTRIES	8
5-	INSURANCE.....	13
6-	ADVERTISING AND IDENTIFICATION	14
7-	TYRES.....	14
8-	FUEL	15
9-	RECONNAISSANCE	16
10-	ADMINISTRATIVE CHECKS.....	18
11-	SCRUTINEERING, SEALING AND MARKING	18
12-	OTHER PROCEDURES	20
13-	IDENTIFICATION OF OFFICIALS.....	22
14-	PRIZES.....	22
15-	FINAL CHECKS, PROTESTS AND APPEAL.....	23
APPENDIX 1– ITINERARY.....		25
APPENDIX 2 – RECONNAISSANCE SCHEDULE.....		28
APPENDIX 3 – NAMES AND PHOTOGRAPHS OF CRO’s AND RELATIONS PROGRAMME		29
APPENDIX 4 – COMPETITION NUMBERS AND ADVERTISING		31
APPENDIX 5 – EXTRACTS FROM FIA APPENDIX L		33
APPENDIX 6 – FREE PRACTICE / SHAKEDOWN DISCLAIMER.....		34
APPENDIX 7 – GPS TRACKING FITTING KIT MANUAL AND USER MANUAL		35



1- INTRODUCTION

- 1.1 This Rally will be run in compliance with the FIA International Sporting Code and its appendices, the 2022 FIA Regional Rally Sporting Regulations, and these Supplementary Regulations.

Modifications, amendments and/or changes to these Supplementary Regulations will be announced only by numbered and dated Bulletins (issued by the Organiser or the Stewards).

FIA Regional Rally Championships Sporting Regulations can be found at <https://www.fia.com/regulation/category/117>

During the rally, for any dispute concerning the interpretation of the regulations, only the English text will be binding.

1.2 Road surface

100% of asphalt

1.3 Overall SS distance and total distance of the itinerary

	Etapa	Nº TC	TC	Enlace	Total	%
	1	7	96,52	260,73	357,25	27,0%
	2	6	97,52	185,92	283,44	34,4%
TOTALS	2	13	194,04	446,65	640,69	30,3%

2 – ORGANIZATION

2.1 Titles

FIA European Rally Championship for Drivers and Co-Drivers
 FIA European Rally Championship for Teams
 FIA ERC3 Championship for Drivers and Co-Drivers
 FIA ERC4 Championship for Drivers and Co-Drivers
 FIA ERC4 Junior Championship for Drivers
 FIA RGT Cup
 Clio Trophy by Toksport WRT
 ERC OPEN

2.2 VISA numbers – FIA and ASN

FIA Visa No : 03ERC/080422
 ASN Visa No : 22029





2.3 Organiser's name, address, and contact details

CLUB DEPORTIVO TODO SPORT



Permanent Secretariat (Monday to Friday, 9:00 - 14:00 h)

C/ Pepe García Fajardo, 14. Pta. 18
35012 - Las Palmas de Gran Canaria

Tel: +34 669150412

Mail: secretaria@rallyislascanarias.com

Event Website: www.rallyislascanarias.com

2.4 Organisation Committee

Chairman

Germán Morales (ESP)
Karen Hoo-Paris (ESP)
Miguel Espino (ESP)

2.5 Stewards of the Meeting

Chairman

Uwe Schmidt (DEU)
Andrew Kellit (GBR)
José María Bellot (ESP)
Sonia Martínez (ESP)

Stewards Secretary

2.6 FIA Delegates

FIA Sporting Delegate
FIA Safety Delegate
FIA Technical Delegate
Asst. to FIA Technical Delegate

Anita Passalis (GRC)
Bertil Klarin (SWE)
Emanuele Saglia (ITA)
Ludovic Paturet (FRA)

2.7 Senior officials

Clerk of the Course
Asst. Clerk of the Course

Manuel Vidal (ESP)
David Espino (ESP)
Julio Martínez (ESP)
Eduardo Sánchez (ESP)
Jose Guerra (ESP)
Damián Suárez (ESP)
Miguel Espino (ESP)
Alejandro Fraga (ESP)
Javier Prol (ESP)

General Secretary of the Meeting
Asst. to Secretary of the Meeting
Chief Safety Officer
Asst. Safety Officer

Chief Medical Officer
Coordinator COVID Protocol
Ceremonial Start and Trophies

M^a Crucelia Robayna (ESP)
José Ángel Batista (ESP)
Karen Hoo-Paris (ESP)





Chief Scrutineers	Xerach Suárez (ESP)
Scrutineers Coordinator	Ángel Quintana (ESP)
Sponsoring & Advertising Officer	Eduardo Batista (ESP)
Rally Press Officer	Róber Martí (ESP)
	Javier Viera (ESP)
Competitors' Relations Officers	Enrique Mattes (ESP)
	Ricardo Sánchez (ESP)
Chief Results Officer	Emilio Macías (ESP)
Chief of Timing	José Nicolás González (ESP)
Chief Special Stages Officers	José Benítez-Inglott (ESP)
	Carmelo Jiménez (ESP)
	José Andrés Negrín (ESP)
Special Stages Safety Officers	Iván Rodríguez (ESP)
	Isidro Delgado (ESP)
	Jesús M. Méndez (ESP)
Chief of Parc Fermé	Manuel Bassó (ESP)
Chief of Service Park	Hierón Armas (ESP)
Chief of Refuelling	Eutimio Santana (ESP)

2.8 Rally HQ Location and contact details

Place: Gran Canaria Arena
Fondos de Segura, s/n
35019 Las Palmas de Gran Canaria

GPS: N 28° 06,150' W 15° 27,440'

Telephone: (Will be published by bulletin)

Mail: secretaria@rallyislascanarias.com

Schedules:

09 th May 2022	12:00 – 21:00
10 th May 2022	10:00 – 21:00
11 st May 2022	09:00 – 22:00
12 nd May 2022	08:30 – 23:00
13 rd May 2022	09:00 – 21:30
14 th May 2022	09:00 – 21:30

2.8.1 Media Center location

Place: Estadio de Gran Canaria
Fondos de Segura, s/n
35019 Las Palmas de Gran Canaria

GPS: N 28° 05,953' W 15° 27,365'

Telephone: (Will be published by bulletin)

Mail: prensa@rallyislascanarias.com



Schedules:	10 th May 2022	12:00 – 21:00
	11 st May 2022	09:00 – 21:00
	12 nd May 2022	08:00 – 23:00
	13 rd May 2022	09:00 – 23:00
	14 th May 2022	09:00 – 23:00

2.8.2 Service Park / Refuel Area location

Place: Parking Estadio de Gran Canaria
Fondos de Segura, s/n
35019 Las Palmas de Gran Canaria

GPS: N 28° 05,911' W 15° 27,498'

2.8.3 Official Notice Board

There will be no physical Official Notice Board at the Estadio de Gran Canaria

The Official Notice Board is the Digital Notice Board shown on:
<https://www.rallyislascanarias.com/index.php/en/noticie-board>

Digital Notice Board will be accessible by the “Sportity” application on mobile phones and tablets. The “Sportity” app can be downloaded from Google Play or AppStore and password “**ERCRC2022**” must be entered.

AppStore: <https://apps.apple.com/ee/app/sportity/id1344934434>
Google Play: <https://play.google.com/store/apps/details?id=com.sportity.app>

Push notifications to show any new document that is posted to the Digital Notice Board.

In order to fulfil the requirement of acknowledge by competitors of any communication issued as per article 2 of Appendix II of 2022 FIA Regional Rally Sporting Regulations each competitor must give the details of an e-mail to receive officially to receive any race communication (Communication(s), Notification(s), Summon(s), Bulletin(s), Decision(s), etc.).

This electronic notifying will be considered as a confirm receipt of the respective document(s).

2.8.4 Podium & Parc Fermé location

Pódium Place: Estadio de Gran Canaria
Fondos de Segura, s/n
35019 Las Palmas de Gran Canaria

GPS: N 28° 06,065' W 15° 27,395'



Parc Fermé: Estadio de Gran Canaria
Fondos de Segura, s/n.
35019 Las Palmas de Gran Canaria
GPS: N 28° 05,993' W 15° 27,488'

On the occasion of the installation / uninstallation of on-board cameras, WRC Promotor technicians are authorized to enter the Parc Fermé, as long as they are accompanied by an Official.

3- PROGRAMME

Friday, 1 st April		
14:00	Supplementary Regulations Publication	Event Website
	Itinerary, Map and Rally Guide Issuing	
	Entries opening	
	Press accreditations opening	
	Official Notice Board opening	
Tuesday, 26 th April		
20:00	Entries closure	Event Website
	Deadline for sending facilities form	
	Road Book Issuing	
Tuesday, 3 rd May		
14:00	Publication of the Entry List	Event Website
Sunday, 8 th May		
12:00	Service Park Opening	Estadio G. Canaria
Monday, 9 th May		
12:00	Rally HQ Opening	Estadio G. Canaria



Tuesday, 10th May

12:00	Media Center Opening	Estadio G. Canaria
17:00 - 20:00	Collection of reconnaissance's documentation	
	Time Card reconnaissance's	
	Reconnaissance GPS and Rally GPS distribution	
	Administrative Checks optional	
	Closing date for Shakedown registrations	

Wednesday, 11st May

07:30 - 20:30	Reconnaissance for all teams	Appendix 2
09:00 - 21:00	Accreditation Media Center	Media Center
13:00 - 22:00	Availability of Supplementary Regulations	Event Website
	Administrative Check rest of teams (timetable will be published)	Service Park
	Scrutineering, marking, and sealing all teams (timetable will be published)	
	Installation GPS Rally	
19:30 – 20:00	Pre-event Media Safety Briefing *	Gran Canaria Arena
20:00 - 21:00	Team Managers meeting (Priority drivers)	Gran Canaria Arena
20:30 - 22:00	Reconnaissance for all teams SSS1	Appendix 2
20:45 – 21:00	Drivers Briefing **	Gran Canaria Arena

Thursday, 12nd May

07:30 - 14:00	Reconnaissance for all teams	Appendix 2
08:45 - 10:45	Rescrutineering	Estadio G. Canaria
11:00 - 15:00	Reconnaissance GPS and time card returns	
11:15	Publication Starting order and TC arrival time for the QS	Official notice board
12:15 - 14:15	Free Practice for FIA and ERC1 priority drivers (Rally2 cars)	Cueva Grande San Mateo
15:00 - 16:00	Qualifying Stage for FIA and ERC1 priority drivers (Rally2 cars)	



16:15 - 18:15	Shakedown (rest of teams)	
16:30	Publication of the QS Provisional classification	Official notice board

17:15	Selection of starting positions (Top 15)	Zone Podium
17:35	Pre-Event press conference	
17:35 – 18:45	Autograph Session	
18:45 – 19:00	Drivers official photo (All Drivers)	
19:00	Publication of Start List Leg 1 - Section 1 Publication of Start List Leg 1 - Section 2	Official notice board
20:30	1 st driver start - Leg 1 – Section 1 (SSS-1)	TC-0
20:45	1 st driver arrival - End Leg 1 – Section 1	TC-1A

Friday, 13rd May

9:15	1 st driver start - Leg 1 – Section 2	TC-1B
19:20	1 st driver arrival - End Leg 1 (Flexiservice)	TC-7B
19:30	Publication Start List for Leg 2	Official notice board

Saturday, 14th May

9:05	1 st driver start - Leg 2	TC-7D
18:18	1 st driver arrival - End of the Rally	TC-13B
From 18:40	Podium Ceremony - Prizes giving	Zone Podium
19:00	End-Event press conference	
After finish	Final Scrutineering	Marmotor Canarias
20:45	Publication Provisional Classification	Official notice board
21:15	Time limit for the GPS returns	Service Park (SAS)

* Compulsory for all media accreditation applicants (FIA ERC permanent included)

** It is mandatory for all drivers and co-drivers to attend, the only exception being if they have already attended a briefing at a previous ERC round.



4 – ENTRIES

4.1 Entry Closing date

Tuesday 26th, April at 20:00 hrs

4.2 Entry procedure

Priority drivers must complete the electronic form available at the e-mail <http://registrations.fia.com/rally>

Non-priority drivers must complete the electronic form available at: <https://registrations.fia.com/ercesp>

After online registration, must send simultaneously by e-mail to entry@rallyislascanarias.com, the following documents in PDF format:

- ✓ Competitor's license
- ✓ Drivers' and Co-drivers' competition license
- ✓ Drivers' and Co-drivers' valid driving licence
- ✓ Drivers' and Co-drivers' passports or identification
- ✓ ASN authorisation, for all foreign drivers and co-drivers
- ✓ Completion of all details on the entry form
- ✓ Car insurance cover certificate
- ✓ Car registration papers

In case of lack of documents requested above, the Organizer may reject the application. Confirmation of registration will be sent by mail and with the publication of the Entries List.

To register, one must first access one of the above link's (which applicable) and create an account, and after this account registration one must follow the steps indicated for priority and non-priority drivers.

Entries are only accepted if accompanied by the total amount of entry fee.

Without Payment and Proof of it received by the Organizer until entries closure, Competitor's Entry will not appear on Entries

Competitors must present in the administrative checks, the originals of the documents.

By making their registration, the Competitor / Driver / Co-Driver agree that their data will be processed within the scope of the rally organization, publication of photos and media on the site: [Event Website](#), RRSS, etc.

4.3 Number of competitors accepted and classes

The maximum number of entrants is fixed to **100 cars**.



If more than 100 entries are received, the Organisation reserves the right to complete this number from the remaining teams entered, according to the driver results and capacity/condition of the vehicle, to the Organisation's exclusive criteria.

No entry can be guaranteed before the entries closing date. Organiser will inform the crews which entry form, has been not accepted after this date.

For participation of rally cars the article 12 of the 2022 FIA Regional Rally Championships Regulations will be followed.





Permitted groups and classes:

CLASSES	GROUPES	
RC2	<i>Group Rally2</i>	Group Rally2 cars conforming to the 2022 Appendix J, Art. 261.
	<i>Group Rally2 Kit (VR4K)</i>	Cars fitted with R4 Kit conforming to the 2022 Appendix J, Art. 260E
	<i>Group NR4 over 2000cc</i>	Group N cars conforming to the 2019 Appendix J, Art. 254
	<i>S2000-Rally: 2.0 Atmospheric</i>	Super 2000 cars (conforming to the 2013 Appendix J, Art. 254A)
RGT	<i>Group RGT</i>	Cars conforming to the 2019 Appendix J, Art. 256 Cars conforming to the 2022 Appendix J, Art. 256
RC3	<i>Rally3 (atmo over 1390cc and up to 2000cc and turbo over 927cc and up to 1620cc)</i>	<i>Group Rally3 cars homologated from 01/01/2021 and conforming to the 2022 Appendix J, Art. 260</i>
RC4	<i>Rally4 (atmo over 1390cc and up to 2000cc and turbo over 927cc and up to 1333cc)</i>	Group Rally4 cars homologated from 01/01/2019 and conforming to the 2022 Appendix J, Art. 260 Group R2 cars homologated before 31/12/2018 and conforming to the 2018 Appendix J, Art. 260
	<i>R3 (atmo / over 1600cc and up to 2000cc and turbo over 1067cc and up to 1333cc)</i>	Group R cars homologated before 31/12/2019 and conforming to the 2019 Appendix J, Art. 260
	<i>R3 (turbo / up to 1620cc / nominal)</i>	Group R cars homologated before 31/12/2019 and conforming to the 2019 Appendix J, Art. 260D
	<i>Group A up to 2000cc</i>	Group A cars conforming to the 2019 Appendix J, Art. 255
RC5	<i>Rally5 (atmo up to 1600cc and turbo up to 1333cc)</i>	Group Rally5 cars homologated from 01/01/2019 and conforming to the 2022 Appendix J, Art. 260
	<i>Rally5 (atmo up to 1600cc and turbo up to 1067cc)</i>	Group R1 cars homologated before 31/12/2018 and conforming to the 2018 Appendix J, Art. 260



4.4 Entry fees / entry packages for Private Competitors

ERC REGISTERED TEAM				
ENTRY FEE	FIA/ERC1	ERC OPEN	ERC3/ERC4	ERC4 Junior Clio Trophy by Toksport WRT
With Advertising	3.000 €	2.700 €	1.500 €	1.000 €
Without Advertising	5.000 €	4.600 €	3.000 €	2.000 €
Qualifying Stage (Rally2)	Included	Included	Included	Included
Shakedown (rest)	Included	Included	Included	Included
WIFI	Included	Included	Included	Included
Electricity	Included	Included	Included	Included
Water	Included	Included	Included	Included
NON-REGISTERED TEAM				
ENTRY FEE	CLASS RC2 / RC3	CLASS RGT	CLASS RC4 / RC5	
With Advertising	3.000 €	2.700 €	1.500 €	
Without Advertising	5.000 €	4.600 €	3.000 €	
Qualifying Stage				
Shakedown	Included	Included	Included	
WIFI	150 €	150 €	150 €	
Electricity	300 €	300 €	300 €	
Water	150 €	150 €	150 €	

Drivers taking part in the Qualifying stage will not be able to perform the Shakedown

The Tracking system is included in the Entry Fee

OTHER FEES	Price
Additional Services Plates	250€
Additional Auxiliary Plate	250€



Entry Package

Fees for:	Legal	Private	Reduced
	Official Teams / Legal Entries	Others	ERC Juniors/Rally5
ERC Priority	ERC / ERC Open / ERC3 / ERC4	ERC / ERC Open / ERC3 / ERC4	ERC 4 Junior
Vehicle Plates per car:			
VIP (or guest) plates	1	0	0
Service Plates (*)	2	1	1
Auxiliary Plates (**)	1	1	0
Services: (a)			
Access to ERC Service Area	Yes	Yes	Yes
Area in Service Park (a)			
ERC Registered team	150 m ² / per car +50 m ² / per additional car WIFI + water + electricity (Free of charge)	100 m ² / per car +50 m ² / per additional car WIFI + water + electricity (Free of charge)	90 m ² / per car +50 m ² per additional car WIFI + water + electricity (Free of charge)
ERC non-Registered team	120 m ² / per car (Free of charge) +50 m ² / per additional car	80 m ² / per car (Free of charge) +50 m ² / per additional car	70 m ² / per car ((Free of charge) +50 m ² / per additional car
Space available in the Service Park	Additional space can be ordered for a price of 20,00 € VAT included per 1 m² for all the crews		
Printed material and passes per car (b)			
Road book sets	2 (40,00 € each additional set)	1 (40,00 € each additional set)	1 (40,00 € each additional set)
Programmes	2	1	1
Competition numbers	All	All	All
Mandatory and optional advertising stickers	All	All	All
Permanent ERC passes per car			
Crew	2	2	2
Team	8 (15,00 € each additional)	6 (15,00 € each additional)	6 (15,00 € each additional)
Service Roadbook available on-line at Event Website			
Results available on-line at Event Website			
Supplementary Regulations available on-line at Event Website			

(a)= Subject to available space and the agreement of the organizer and the ERC Promoter

(b)= Minimum requirements - additional resources subjects to the negotiation between the competitor and the Rally organizer

(**) Auxiliary stickers park outside the Service Park

(*) Only vehicles identified with the "Service" sticker will have access to the Service Park.



4.5 Payment details

The entry fees must be paid by swift bank transfer or deposit to the organiser's bank account as follows:

BANK:	CAIXABANK
ACCOUNT No:	2100 6615 98 0200065289
IBAN CODE:	ES21 2100 6615 9802 0006 5289
SWIFT CODE (BIC):	CAIXESBBXXX

When paying by Swift Bank Transfer, it is essential that you provide details of this payment by mail (secretaria@rallyislascanarias.com) to ensure that payment is duly received prior to the close of entries.

Cheques are not accepted.

The competitor who wishes to receive an invoice for the registration fee, must send an-email to secretaria@rallyislascanarias.com with billing details. Only under these conditions will you receive the respective invoice.

4.6 Refunds

Entry fees will be refunded:

- To candidates whose entries have not been accepted – 100% refund
- In the case of the rally not taking place due to force majeure – 75%

The Organiser may partially refund the entry fee to those entrants who, for reasons of “force majeure” (duly certified by their ASN), were unable to start in the rally and excused themselves before the start of the Administrative Check. The crews who do not excuse themselves will be reported to ASN and the entry fee will not be reimbursed.

5 – INSURANCE

Description of the insurance cover:

According to the existing Regulations in Spain the insurance policy arranged by the Organisers covers the guarantees required by the RFEDA (ASN):

- Liability to third parties, in accordance with Spanish Legislation
- For personal injury up to a limit of 70 million euros per occurrence
- For property damage up to a limit of 15 million euros per occurrence



The insurance cover will come into effect from Free Practice of QS and will cease at the end of the Event or, at the moment of retirement or disqualification. Vehicles taking part at the shakedown will be also covered by this policy.

In case of an accident the competitor or his representative must notify in writing the Clerk of the Course in as short time as possible and a maximum of 24 hours. Must explain the circumstances under which the accident occurred. Likewise, must mention the names and addresses of any witnesses.

Competitors are reminded that only the damage caused by the Organisers and the entered drivers are covered by the insurance policy taken on by the Organisation. Injury to the drivers themselves or damages to participating cars are not covered by this insurance.

Entrants and competitors are free to take on at their own convenience any individual insurance policy that they deem fit, independently from the liability insurance above mentioned.

In case of an accident, competitors and drivers agree to hold harmless and keep indemnified the event's promoters and Organisers against all claims.

The service vehicles, even those bearing special plates issued by the Organisers, may never be considered as official participants in the rally. They are therefore not covered by the insurance policy of the rally and remain the sole responsibility of their owner.

6 – ADVERTISING AND IDENTIFICATION

The organiser will provide each crew with the number identification (67x17cm), which must be affixed to their car in the stated positions prior to scrutineering. Each panel shall be placed horizontally at the leading edge of each front door, with the number at the front. The top of the plate shall be between 7 cm and 10 cm below the lower limit of the window. **It is not allowed to cut the panel.**

The vehicles will be presented at the scrutineering with the competition numbers and rally plates, with or without the organiser's advertising fixed in its corresponding place, according to Appendix 4.

From January 13, 2007, all advertising or sponsorship of tobacco products on clothing, complements, instruments, equipment, prototypes and / or vehicles of teams participating in motor sports competitions or events is banned by law.



7- TYRES

7.1 Tyres specified for use during the rally

At all times during the event in Spain, the tread depth of the tyres fitted on the car, must not be less than 1.6 mm. All tyres used during the rally must be in conformity with RRSR Art. 13 and with Appendix V.

Tyre quantity for competitors:

- For all drivers entered in class RC2, RC3 and RGT, a maximum of 16 tyres may be used during each rally (without free practice and shakedown).
- For all drivers entered in class RC4 and RC5, a maximum of 12 tyres may be used during each rally (without free practice and shakedown).

For **ERC4 Junior** authorized tyres are below indicated:

- Tarmac (17 inches):

Surface	Dimension	Name	Usage	Availability per event
TARMAC	205/45-17	PZero RA5	Hard	12
		PZero RA7+	Soft	6
		Cinturato RW1	Rain	6

- Tarmac (16 inches):

Surface	Dimension	Name	Usage	Availability per event
TARMAC	195/50-16	PZero RA5	Hard	12
		PZero RA7+	Soft	6
		Cinturato RWB	Rain	6



For competitors eligible to take part in Qualifying, tyres will be taken from the overall quantity as per this article. The spare wheels will not be marked.

For competitors taking part in Shakedown, tyres will not be marked.
The intentional modification of the design of the tyre on or in the car is strictly forbidden.

8 – FUEL

8.1 Ordering procedure

Fuel must be in compliance with FIA 2022 ISC Appendix J

The crews and all refuelling personnel must comply with RRSR articles 61.2.3 – “In order to access the RZ, all personnel involved in refuelling operations must wear clothing that provides adequate protection against fire and includes at least: long trousers, long-sleeved top, closed shoes, gloves and a balaclava” - and 61.2.7 – “It is required that the crew remain outside the car during refuelling”.

During the rally, refuelling zone (RZ) and commercial filling stations are shown in the Road Book and Service Book.

ERC4 junior competitors must use fuel from mandatory petrol station detailed below.
Fuel Station DISA Tamaraceite GPS: N 28° 5.791´ W 15° 28.090´ filled their canister, and then, **must refuel in designated area (Refuel Zone at the exit of the Service Area)**

The maximum number of mechanics authorised to help for the refuelling procedure must be two (2)

These mechanics are requested to be duly identified with the accreditations that will be issued by the Organisers. Therefore, it is compulsory to wear balaclava and fireproof gloves (a complete fire-resistant approved overalls it's recommended), likewise totally covered (it's not authorised to wear shirts, shorts, etc...)

9 – RECONNAISSANCE

Reconnaissance will be according to FIA RRSR Art. 35. The schedule for the reconnaissance is published in Appendix 2 of this Supplementary Regulations

9.1 Registration Procedure

Reconnaissance must be done with cars according to Art. 35 of 2022 FIA Regional Rallies Championships Sporting Regulations.

Organisers will give a reconnaissance vehicle identification sticker and time card together with the reconnaissance documentation to all entrants on Tuesday 10th May, from 17:00 to 20:00 hrs



Reconnaissance's sticker must be affixed during reconnaissance on **the top right of the front windscreen**.

The presence of drivers and/or co-drivers on a special stage, in any way whatsoever will be considered as reconnaissance.

It is allowed to film the SS during the reconnaissance

Schedule:

Reconnaissance for all drivers will take part on:

Wednesday 11st May from 7:30 to 20:30 hrs

Wednesday 11st May from 20:30 to 22:00 h (SSS1)

Thursday 12nd May, from 7:30 to 14:00 hrs

The programme according to Appendix 2 must be fully respected by the crews

Reconnaissance will be limited to a maximum of two (2) passages per Special Stage, even if it is run twice during the rally, at a reduced speed (see art. 9.2 of Sup. Reg.) and fully respecting the Road Traffic Laws in Spain. In no circumstances may crews drive in the opposite direction of the rally on the special stages.

Infringements will be reported to the Stewards.

9.2 Specific and/or national restrictions - Speed limit on the SS

The maximum speed during reconnaissance of special stages is fixed at 80km/h except when it exists speed limit signs and through villages or towns.

The maximum speed during reconnaissance of **super special stage** is fixed at 40km/hr

It is emphasised that reconnaissance is not practice. All the Road Traffic Laws in Spain must be strictly adhered to, and the safety and rights of the other road users must be respected.

Reconnaissance vehicles must be covered by their own particular insurance as required by current legislation. No responsibility can be imputable to the Organisers.

Speeding during reconnaissance will incur a fine applied by the clerk of the course as follows:

Per km per hour over the speed limit

- All drivers €25

Other traffic infringements during reconnaissance will incur a fine applied by the clerk of the course according to Art. 34.2 of 2022 FIA Regional Rallies Championships Sporting Regulations

The amount of this fine will be unaltered by any fine imposed by the police.



The fine will be doubled in case of a second offence committed during reconnaissance in the same rally.

9.3 Location of collection of speed control checking devices / GPS

All drivers are required to carry a GPS tracking unit in their cars. Details of the fitting time and location for these devices are detailed in the Programme.

9.3.1 GPS tracking unit manipulations

Any attempt to tamper with, to manipulate or to interfere with the tracking device fitted to the reconnaissance car or any device that fails to record a trace due to external interference, will be reported to the stewards who may impose a penalty.

10 – ADMINISTRATIVE CHECKS

Administrative checks will take place at the secretariat of the Rally at the Stadium Gran Canaria

The administrative check will be organized remotely after the closing date of entries. All Entrants will get an e-mail with unique details, please pay attention for the incoming emails!

10.1 Documents to be presented

- ✓ Competitor's license
- ✓ Drivers' and Co-drivers' competition license
- ✓ Drivers' and Co-drivers' valid driving licence
- ✓ Drivers' and Co-drivers' passports or identification
- ✓ ASN authorisation, for all foreign drivers and co-drivers
- ✓ Completion of all details on the entry form
- ✓ Car insurance cover certificate
- ✓ Car registration papers

If any document is missing, or not approved, the secretariat will call for replacement. If there is no way to send it by e-mail, the entrant must present the correct document in the administrative check time window. Crews must present their driving licenses during Roadbook issuing.

10.2 Timetable

Tuesday, 10th May	Optional from 17:00 to 20:00 hrs
Wednesday, 11st May	Rest of entries from 13:00 to 22:00 hrs

(a detailed Schedule with the time for each Competitor will be published in a bulletin on notice board)



The Competition numbers and rally plates will be delivered during documentation control to all the entrants.

11 – SCRUTINEERING, SEALING AND MARKING

11.1 Scrutineering Venue and Timetable

The car must arrive to the scrutineering with the rally plates, competition numbers, optional advertising affixed at Parking Estadio de Gran Canaria

Timetable (*Timetable to be published*)

Day: Wednesday, 11st May

SEALING, MARKING AND SCRUTINEERING
13:00 to 22:00 hrs
Estadio de Gran Canaria (Service Park Zone)

11.2 Mud flaps

Optional - According to Appendix J Article 252.7.7

11.3 Windows/Nets

Tinted films on rear windows are allowed – According to Appendix J Art. 253.11.

According to Appendix J Art. 253.11, the use of silvered or tinted films is authorized, on the rear sidewindows, on the rear window and the sunroof. Silvered or tinted films fitted on rear side windows must have an opening equivalent to the surface of a circle of 70 mm in diameter

11.4 Driver's Safety Equipment

Competitors must present all the items of protective clothing, which will be used including underwear, helmets and FIA approved head restraint (FHR system, formerly called HANS) and filled safety equipment documents. Compliance will be checked with Appendix L Chapter III and with technical regulations. See Appendix 5 of these regulations.

11.5 Noise level

The maximum noise level permitted is 103 dBA. Cars not complying with this rule will not be allowed to start (reported to the Stewards). The noise will be measured with a sonometer regulated at "A" and "SLOW", placed at an angle of 45 degrees and a distance of 50 cm from the exhaust outlet, with the car's engine running at 3.500 rpm

11.6 Special National Requirements

Competing cars must be equipped with:





- Two reflective triangles
- Two fluorescent jackets (one per person)

11.7 Installation of Safety Tracking System

All competitors must make provisions in their rally cars for the installation of the FIA Safety Emergency Console System, and the system must be installed before the car is brought to scrutineering.

For installation and operating instructions see Appendix 7

Systems may be collected either by the crew or a representative

No deposit will be collected for the rally safety tracking equipment, but all the damage caused will be invoiced afterwards.

The FIA Safety Emergency Console System devices must be removed in the final Parc Fermé. Must be returned no later than 21:15 h on Sunday 14th February to STATUS AWARENESS SYSTEM (SAS) at the Service Park. Should a crew retire, the equipment must be returned immediately to SAS.

11.8 Sealing and Marking

After pre-rally scrutineering, any change of sealed component must be notified by the competitor to the following e-mail: erc-technical@fia.com. This notification must be received prior to the change of part.

- For each Rally2 car the Competitor must submit before the scrutineering the joker list nomination fulfilled and signed to the following e-mail: erc-technical@fia.com.

12 - OTHER PROCEDURES

12.1 Electronic Start Procedure

On the special stages the start will be given by an electronic system of count down. The countdown will be discounted second by second and will be clearly visible by the crew from the starting position.

A photocell placed 50 cm in front of the starting line will be used to detect jump starts.

Should the electronic start system fail the start will be given as specified in art. 48.3 of 2022 FIA Regional Rallies Championships Sporting Regulations.

12.2 Finish procedure

The final time control will be TC13C (time control before podium). From here all cars are subject to Parc Fermé rules and must follow Marshals instructions.

12.3 Permitted Early Check-in

Crews are authorized to check-in before their due time at the following controls:





- TCPF (Parc Fermé IN after Qualifying Stage "SAN MATEO")
- TC-1A (finish Leg 1 – Section 1)
- TC-7C (finish Leg 1)

12.4 Super Special Stage procedure

The Super Special Stage is SSS 1

12.4.1.- Reconnaissance

Reconnaissance for all drivers will take part on Wednesday 11st May, from 20:30 to 22:00 hrs.

The maximum speed during reconnaissance of **super special stages** is fixed at 40km/hr

12.4.2.- Start interval

Start interval is minute by minute

12.4.3.- Start order

The start order is:

- Top 15 cars in reverse order according to the entry list
- The rest of the cars according to the entry list.

12.4.4.- Roundabouts

Roundabouts must be negotiated as indicated in the Road Book. The Stewards will penalize competitors who do not follow this indicated route

12.5 Any special procedures / promotional activities

12.5.1 Organisers' promotional activities

Thursday, 12 nd May		
17:15	Selection of starting positions (Top 15)	Zone Podium
17:35	Pre-Event press conference	
17:35 – 18:45	Autograph Session	
18:45 – 19:00	Drivers official photo (All Drivers)	
20:30 (from 20:00)	Super Special Stage	SSS1
Saturday, 14 th May		
From 18:40	Podium Ceremony - Prizes giving	Zone Podium
19:00	End-Event press conference	



12.5.2 Red electronic flag

The tracking GPS systems installed during the rally will have the function of electronic red flag, according to article 53.5 of the 2022 FIA Regional Rallies Sporting Regulations. The GPS operating instructions will be published in the Rally Guide and in Appendix 7.

12.5.3 Tyre marking zone

Tyre marking zone will be organised at the exit of the Service Park, between the TCQS, TC0, TC4C, TC7E, TC10C and (the respective) refuel zone.

12.6 Official time used during the Rally

Official time throughout the entire rally will be GPS time (GMT+1).

12.7 DISCLAIMER (Appendix 6)

FREE PRACTICE (FP) / SHAKEDOWN (SD)

Any person on board the car during FP or SD, who is not entered for the rally must have signed the disclaimer – in the Appendix 6 of this Supplementary Regulations – accompanied by photocopy of Passport or Identity Card, waving the Organizers as well the driver and/or a competitor of any consequence that may result from an accident.

12.8 CONTINGENCY PLAN COVID-19

Considering the current situation regarding COVID-19, the event will be held respecting the specific contingency plan for this event, as well contingency plan Canary Islands Government.

Detailed information will be published on www.rallyislascanarias.com

13 – IDENTIFICATION OF OFFICIALS

Safety Marshals	Yellow tabards
Reinforcement Safety Marshals	Orange tabards
Radio point Marshals	Yellow jacket with flash
Timekeepers	Light blue jacket
Scrutineers	Blue jacket
Medical Officials	White jacket
Competitors' Relations Officers	Green jacket

14 – PRIZES

The prize-giving will take place at Zone Podium, on Saturday 14th May from 18:40 hrs

List of Trophies:

ERC

Driver & Co-driver 1st, 2nd, 3rd Trophy





ERC3

Driver & Co-driver 1st, 2nd, 3rd Trophy

ERC4

Driver & Co-driver 1st, 2nd, 3rd Trophy

ERC4 Junior

Driver 1st, 2nd, 3rd Trophy

ERC OPEN

Driver & Co-driver 1st, 2nd, 3rd Trophy

FIA RGT Cup

Driver & Co-driver 1st, 2nd, 3rd Trophy

Clio Trophy by Toksport WRT

Driver & Co-driver 1st, 2nd, 3rd Trophy

15 – FINAL CHECKS, PROTESTS AND APPEALS

15.1 Final checks

The final scrutineering will take place on Saturday 14th May at after finish Podium Ceremony at:

*Marmotor Canarias
Avda.de Escaleritas, 178
35019 Las Palmas*

Cars subject to final checks (by the decision of stewards) must have one representative of the entrant as well as mechanics with necessary tools (in case of dismantling) present at the final scrutineering.

15.2 Protest deposit fees

The protest set by the FIA: **1.000€**

The protest deposit must be paid in cash or by bank transfer.

If the deposit is made by bank transfer, the protest must be accompanied by a proof of payment. Failing this, or should the Stewards consider that the proof of payment is not satisfactory, the protest shall not be admissible.

The relevant bank account details are:

Crédit du Nord
50, rue d'Anjou



F-75008 PARIS

Banking code : 30076

Counter code : 02020

Account number : 25368000200 key RIB 34

IBAN code : FR 76 3007 6020 2025 3680 0020 034

Swift code : NORDFRPP

The reason for the transfer must be clearly indicated

Protests must be presented in writing and handed to the Clerk of the Course together with the protest deposit which will not be returned if the protest is judged unfounded.

If the protest requires the dismantling and re-assembly of different parts of a car, the claimant must pay an additional deposit of guarantee established according to the work to be done, as defined by the Stewards.

If the protest involves several mechanical components, the deposit shall be reckoned by adding up all the amounts specified for each stage. The expenses incurred by the work and by the transport of the car shall be borne by the claimant if the protest is unfounded or by the competitor against whom the protest is lodged if the claim is upheld

15.3 Appeal deposit fees

The appeal deposit amount is published on the FIA website:

<https://www.fia.com/international-court-appeal>

International Appeal deposit (FIA): **3.000 €**

All protests and/or appeals must be lodged in accordance with Articles 13 and 15 of the Code and, where applicable, with the FIA Judicial and Disciplinary Rules.



APPENDIX 1 - ITINERARY

TRAMO DE CALIFICACIÓN (Jueves 12 de Mayo de 2022) / QUALIFYING STAGE (Thursday 12 th May 2022)								
CH/TC	Localización	Kms.	Kms.	Kms.	Tiempo	Hora		
TC/SS	Location	T.C.	Enlace	Totales	Time	Time		
		S.S.	Liason	Total	(min)	1°	Km/h	
RZ 1	Refuel for Qualifying Stage – Estadio Gran Canaria				10:00 - 21:30			
FP	Entrenamientos libres – Free Practice					12:15		
<i>Fin Entrenamientos libres: 14:15h / Free practice closes at: 14:15 h</i>								
TCQS	Cueva Grande					15:00	QS	
QS	QUALIFYING STAGE "SAN MATEO"	3,89				15:03		
TCPF	Entrada Parque Cerrado (Permitido entrada por adelanto) Parc Ferme IN (Early check-in permitted) ESTADIO GRAN CANARIA		41,86	45,75	70'	16:13	39,2	
<i>Selección de puestos / Start order selection (Estadio Gran Canaria)</i>						17:30		

ETAPA 1 - SECCIÓN 1 (Jueves 12 de Mayo 2022) / LEG 1 - SECTION 1 (Thursday 12 th May 2022)								
CH/TC	Localización	Kms.	Kms.	Kms.	Tiempo	Hora		
TC/SS	Location	T.C.	Enlace	Totales	Time	Time		
		S.S.	Liason	Total	(min)	1°	Km/h	
0	Salida Asistencia - Service out					20:30	SEC 1	
1			0,49	0,49	2'	20:32		
TE/SSS 1	LAS PALMAS DE GRAN CANARIA - DISA	1,50				20:35		
1A	Entrada Parque Cerrado - Park Ferme IN Entrada Zona Técnica - Technical Zone IN (Early check-in permitted)		1,47	2,97	10'	20:45	17,8	

Orto/Sunrise: 7:14 h - Ocaso/Sunset: 20:41 h

(GMT+1)



ETAPA 1 - SECCIÓN 2 & 3 (Viernes 13 de Mayo 2022) / LEG 1 - SECTION 2 & 3 (Friday 13rd May 2022)							
CH/TC	Localización	Kms.	Kms.	Kms.	Tiempo	Hora	Km/h
TC/SS	Location	T.C.	Enlace	Totales	Time	Time	
		S.S.	Liason	Total	(min)	1º	
1B	Salida Etapa 2 – Start Leg 2 ESTADIO GRAN CANARIA					9:15	SECTION 2 / SECTION 2
	Entrada Asistencia – Service IN						
	Asistencia - Service 'A' ESTADIO GRAN CANARIA				15'		
1C	Salida Asistencia – Service OUT					9:30	
RZ 2	Refuel - Estadio Gran Canaria	(47,51)	(129,63)	177,14			
	Km al próximo refuel - Km to next Refuel						
2			27,35	27,35	49'	10:19	
TC/SS 2	VALSEQUILLO 1	11,91				10:22	
3			45,02	56,93	75'	11:37	
TC/SS 3	SANTA LUCÍA 1	14,82				11:40	
4			14,71	29,53	42'	12:22	
TC/SS 4	TEJEDA 1	20,78				12:25	
4A	Entrada Reagrupamiento - Regrouping IN		42,55	63,33	90'	13:55	SECTION 3 / SECTION 3
	Entrada Zona Técnica - Technical Zone IN						
4B	Salida Reagrupamiento - Regrouping OUT				20'	14:15	
	Entrada Asistencia - Service IN						
	Asistencia - Service 'B' ESTADIO GRAN CANARIA	(47,51)	(129,63)	177,14	30'		
4C	Salida Asistencia - Service out					14:45	
RZ 3	Refuel - Estadio Gran Canaria	(47,51)	(129,63)	177,14			
	Km al próximo refuel - Km to next Refuel						
5			27,35	27,35	49'	15:34	
TC/SS 5	VALSEQUILLO 2	11,91				15:37	
6			45,02	56,93	75'	16:52	
TC/SS 6	SANTA LUCÍA 2	14,82				16:55	
7			14,71	29,53	42'	17:37	
TC/SS 7	TEJEDA 2	20,78				17:40	
7A	Entrada Parque Cerrado - Park Ferme IN		42,55	63,33	90'	19:10	42,2
	Entrada Zona Técnica - Technical Zone IN						
7B	Salida Parque Cerrado - Park Ferme OUT				10'	19:20	
	Entrada FLEXISERVICE - FLEXISERVICE IN						
	FLEXISERVICE 'C' ESTADIO GRAN CANARIA	(47,51)	(129,63)	177,14	45'		
7C	Salida FLEXISERVICE - FLEXISERVICE OUT						
	Entrada Parque Cerrado - Park Ferme IN				(Permitido entrada por adelanto - Early check IN permitted)		
	<i>Para todos los vehiculos clasificados (excepto los re-starts) el CH 7C se cierra a las</i>						23:00
	<i>For all classified cars (except re-started crews) TC 7C closes at</i>						

Leg	Nº of Stages	Stage	Liason	Total	%
1	7	(96,52)	(260,73)	357,25	27,0%
Etapa	Nº de Tramos	Tramo	Dist.	Dist.	Dist.
		Tramo	Enlace	Total	
Orto/Sunrise: 7:14 h - Ocaso/Sunset: 20:42 h					(GMT+1)





ETAPA 2 - SECCIÓN 4,5,6 & 7 (Sábado 14 de Mayo 2022) / LEG 2 - SECTION 4,5,6 & 7 (Saturday 14 th Mayo 2022)								Km/h
CH/TC	Localización	Kms.	Kms.	Kms.	Tiempo	Hora		
TC/SS	Location	T.C.	Enlace	Totales	Time	Time		
		S.S.	Liason	Total	(min)	1 ^º		
7D	Salida Etapa 2 – Start Leg 2 ESTADIO GRAN CANARIA					9:05	SECTION / SECTION 4	40,1
	Entrada Asistencia – Service IN							
	Asistencia - Service 'E' ESTADIO GRAN CANARIA				15'			
7E	Salida Asistencia – Service OUT					9:20	SECTION / SECTION 4	41,7
RZ 4	Refuel - Estadio Gran Canaria	(48,78)	(92,98)	141,72				
	Km al próximo refuel - Km to next Refuel							
8			24,75	24,75	37'	9:57	SECTION / SECTION 4	44,8
TC/SS 8	MOYA-VALLESECO 1	27,42				10:00		
9			24,73	52,15	75'	11:15		
TC/SS 9	ARUCAS 1	9,30				11:18	SECTION 5	46,1
9A	Entrada Reagrupamiento - Regrouping IN		12,34	21,64	29'	11:47		
	Entrada Zona Técnica - Technical Zone IN							
9B	Salida Reagrupamiento - Regrouping OUT				8'	11:55	SECTION 5	42,6
10			7,89	7,89	10'	12:05		
TC/SS 10	SAN MATEO 1	12,04				12:08		
10A	Entrada Reagrupamiento - Regrouping IN		23,45	35,49	50'	12:58	SECTION 6	40,1
	Entrada Zona Técnica - Technical Zone IN							
10B	Salida Reagrupamiento - Regrouping OUT				20'	13:18		
	Entrada Asistencia - Service IN						SECTION 6	41,7
	Asistencia - Service 'F' ESTADIO GRAN CANARIA	(48,76)	(92,96)	141,72	30'			
10C	Salida Asistencia - Service OUT					13:48		
RZ 5	Refuel - Estadio Gran Canaria						SECTION 7	44,8
	Km al próximo refuel - Km to next Refuel							
11			24,75	24,75	37'	14:25		
TC/SS 11	MOYA-VALLESECO 2	27,42				14:28	SECTION 7	46,1
12			24,73	52,15	75'	15:43		
TC/SS 12	ARUCAS 2	9,30				15:46		
12A	Entrada Reagrupamiento - Regrouping IN		12,34	21,64	29'	16:15	SECTION 7	42,6
	Entrada Zona Técnica - Technical Zone IN							
12B	Salida Reagrupamiento - Regrouping OUT				40'	16:55		
13			7,89	7,89	10'	17:05	SECTION 7	42,6
TC/SS 13	SAN MATEO 2 (Power Stage)	12,04				17:08		
13A	Entrada Zona Técnica - Technical Zone IN		23,45	35,49	50'	17:58		
13B	Entrada Asistencia - Service IN				10'	18:08	SECTION 7	18:18
	Asistencia - Service 'G' ESTADIO GRAN CANARIA	(48,76)	(92,96)	141,72	10'			
13C	Salida Asistencia - Service OUT							
	Entrada Parque Cerrado - Parc Ferme IN					18:18		

Leg	Nº of Stages	Stage	Liason	Total	%
2	6	(97,52)	185,92	(283,44)	34,4%
Etapas	Nº de Tramos	Diat.	Diat.	Diat. Total	
Orto/Sunrise: 7:13 h - Ocaso/Sunset: 20:42 h (GMT+1)					

TOTALES	2	13	194,04	446,65	640,69	30,3%
----------------	----------	-----------	---------------	---------------	---------------	--------------





APPENDIX 2 - RECONNAISSANCE SCHEDULE

Wednesday 11st May	SS 2/5 SS 3/6 SS 4/7 SS 8/11 SS 9/12 SS 10/13 QS / Shakedown	07:30 – 20:30	For all Drivers (optional)
	SSS1	20:30 – 22:00	For all Drivers
Thursday 12nd May	SS 2/5 SS 3/6 SS 4/7 SS 8/11 SS 9/12 SS 10/13 QS / Shakedown	07:30 – 11:00 07:30 – 14:00	For all ERC Drivers (optional) For the rest Drivers (optional)
	11:00 - 15:00 Recces GPS and time card returns (Estadio GC)		



APPENDIX 3 – NAMES AND PHOTOGRAPHS OF CRO's AND THEIR SCHEDULES

The Competitors' Relations Officers will be identifiable by a green jacket



Mr. Enric MATTES
☎ +34 616 905 051



Mr. Ricardo SANCHEZ
☎ +34 656 868 074

Schedule of duty for the CRO will be as follows:

Tuesday, 10th May	17:00 - 20:00	Administrative Checks optional	Estadio de Gran Canaria
Wednesday, 11st May	13:00 - 22:00	Administrative Checks	Estadio de Gran Canaria
		Scrutineering	
Thursday, 12nd May	12:15 - 14:15	Free Practice Qualifying Stage	Cueva Grande San Mateo
	15:00 - 16:00	Qualifying Stage	
	16:15 - 18:15	Shakedown	
	16:30	Publication of Provisional Classification QS	Official Notice Board
	17:15	Selection of starting positions	Zone Podium
	17:35	Pre-event press conference	
	17:35 - 18:45	Autograph Session Guest Drivers	
	19:00	Publication of Start List for the Leg 1 - Section 1 and Section 2	Official Notice Board
	20:30	Start Leg 1 - Section 1 (SSS)	TC-0

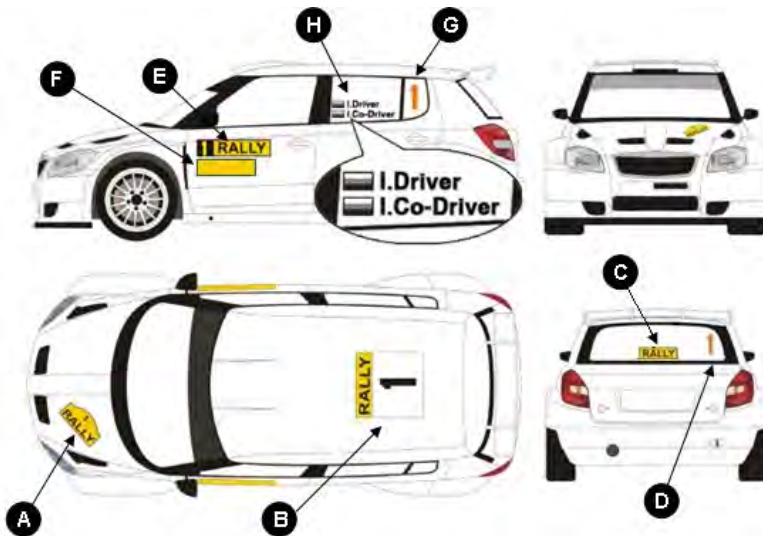


Friday, 13rd May	9:30	Start Leg 1 - Section 2	TC-1A
	13:55	Regrouping /Service Park	TC-4A / TC-4B
	14:45	Service Park OUT	TC-4C
	19:20	Flexiservice	TC-7B
	19:30	Publication Start List for Leg 2	Official Notice Board
Saturday, 14th May	9:05	Start Leg 2	TC-7D
	12:58	Regrouping / Service Park	TC-10A / TC-10B
	13:48	Service Park Out	TC-10C
	16:15	Regrouping IN (Power Stage)	TC-12A
	18:18	End of Rally	TC-13C
	18:40	Podium Ceremony - Prizes giving	Podium Zone
	After finish	Final Scrutineering	Marmotor Canarias
	20:45	Publication Provisional Classification	Official Notice Board
	21:15	Publication Final Classification	




APPENDIX 4 - DECALS AND POSITIONING OF SUPPLEMENTARY ADVERTISING

DESCRIPTIONS	CM	ADVERTISING
A – Rally front plates	43 x 21,5	46 Rally Islas Canarias
B – Mandatory Roof Panel Competition Number Advertising	50 x 52 2 x 7	Islas Canarias Gran Canaria
C – Advertising obligatory	30 x 10	Gran Canaria
D – Competition Number rear windows	15 x 15	
E – Mandatory Competition Number Advertising	(67 x 17) x 2	46 Rally Islas Canarias
F – Optional Advertising	(40 x 20) x 2	FRED. OLSEN EXPRESS & BALEARIA DISA LOPESAN RECALVI
G - Competition Number side windows	(20 x 25) x 2	
H – Rear Side Windows	Driver's and co-driver's names	Art. 19 2022 FIA Regional Rally Championships





The following areas are mandatory advertising spaces for WRC promoter:



- Stripe on the front Windscreen
- Stripe on the rear Winscreen
- Lateral mirrors stickers
- Striper on both rear and front bumpers



APPENDIX 5 - EXTRACTS FROM FIA APPENDIX L RELATING TO OVERALLS, HELMETS AND ANY OTHER SAFETY REQUIREMENTS

All competitors are reminded of Appendix L of the FIA International Sporting Code, in particular its Chapter III - Drivers' Equipment.

Helmets (Appendix L, Chapter III, Art. 1)

All crews must wear crash helmets homologated to one of the following FIA standards:

- 8858-2002 or 8858-2010 (Technical List N°41),
- 8859-2015 (Technical List N°49),
- 8860-2010 (Technical List N°33), or
- 8860-2018 or 8860-2018-ABP (Technical List N°69)

Frontal Head Restraint (FHR, Appendix L, Chapter III, Art. 3)

All crews must use FIA approved FHR systems homologated to FIA standard 8858. Approved FHRs, anchorages and tethers are listed in Technical List N° 29. See also helmet compatibility chart in Appendix L, Chapter III, Art. 3.3.

Flame-resistant clothing (Appendix L, Chapter III, Art. 2)

All drivers and co-drivers must wear overalls as well as gloves (optional for co-drivers), long underwear, a balaclava, socks, and shoes homologated to the FIA 8856-2000 standard (Technical List N°27) or 8856-2018 (Technical List N° 74). Please pay special attention to the prescriptions of Art. 2 concerning embroidery and printing on flame-resistant clothing (manufacturer certificates etc.) **as well as concerning the correct wearing of the clothing elements! See also Regional Rally Sporting Regulations, Article 53.1.**

Biometric Devices (Appendix L, Chapter III, Art. 2.1)

Drivers may wear a device to collect biometric data during racing.

- If the biometric device is integrated into a protective garment homologated to FIA Standard 8856, the garment shall be homologated to FIA Standards 8856 and 8868-2018.
- If the biometric device is a stand-alone device, then the device must be homologated to FIA Standard 8868-2018 only. This device must be worn in addition to the garment homologated to FIA Standard 8856.

Wearing of jewellery (Appendix L, Chapter III, Art. 5)

The wearing of jewellery in the form of body piercing or metal neck chains is prohibited during the competition and may therefore be checked before the start.

RELATED LINKS:

FIA International Sporting Code and appendices: <https://www.fia.com/regulation/category/123>

FIA Technical Lists: <https://www.fia.com/regulation/category/761>



APPENDIX 6- FREE PRACTICE / SHAKEDOWN DISCLAIMER

To the Clerk of the Course
RALLY ISLAS CANARIAS CAR N°.

(Name)

ID nr./Passport nr. _____, declares that accepts full responsibility for any accident that may occur during FREE PRACTICE / SHAKEDOWN (delete where not applicable), and waives the Organizers of RALLY ISLAS CANARIAS, as well the driver and/or a competitor of any consequence that may result from the referred accident.

Las Palmas de Gran Canaria, ____ / ____ / ____ (dd/mm/yyyy)

Signed:

Attached: Copy ID

Considering the current situation regarding COVID-19, the event will be held respecting the specific contingency plan for this event, as well contingency plan Canary Islands Government.

Detailed information will be published on www.rallyislascanarias.com



APPENDIX 7 – GPS TRACKING FITTING KIT MANUAL AND USER MANUAL

The Appendix 7 – GPS Tracking Systems is updated to the information below:

Appendix 7.1 – GPS Tracking System collection and deposit against damage or loss

GPS Tracking System's Collection:

Both GPS Tracking System collection will be made at Administrative Checks.

Deposit's payment:

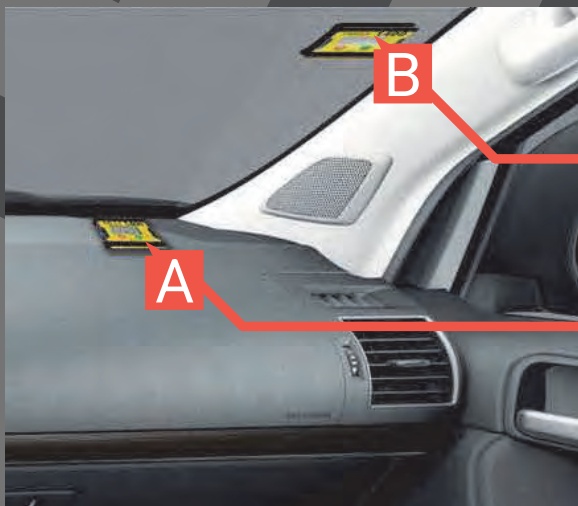
No deposit will be collected for the rally safety tracking equipment, but all the damage caused will be invoiced afterwards.

Appendix 7.2 Reconnaissance Tracking

The Reconnaissance Tracking System will be supplied by **anubesport** and the installation and user manual is as follows:



SPICA III



Dispositivo GPS Spica III
Spica III GPS device

RECONOCIMIENTOS

El GPS se situará con Velcro en el **panel (A)** o en el **crystal delantero (B)**.

Al comienzo del tramo, el GPS emite un pitido y muestra el límite máximo de velocidad permitido en la pantalla LED.

Si se supera esta velocidad, emite varios pitidos y los LED parpadean a la velocidad máxima.

Al final del tramo, emite un pitido y apaga la velocidad máxima de la pantalla LED.



SPICA III

RECONNAISSANCE

The GPS must be placed using velcro strips on the **dashboard (A)** or on the **front glass (B)**.

At the start of the section, GPS beeps and shows on the screen the maximum speed limit allowed.

If this speed is exceeded, the device beeps several times and the LEDs flash with the maximum speed.

At the end of the section, it emits a beep and turns off the maximum speed of the LED screen.



Appendix 7.3 Rally Tracking

The Rally Tracking System will be supplied by **SAS Status Awareness System** and the installation and user manual is as follows:



SAS Tracker Competitor User Manual

Welcome

For your and other competitor's safety, it is important that you are familiar with the use of the SAS tracking unit, herein referred to as "the unit" or "the SAS tracking unit".

The SAS System is designed to increase competition safety by providing safety notifications to inform event management, improve response times and provide accurate and reliable event times.

The following document outlines the basic features and functions of the SAS tracking unit. Please note that the SAS Tracking unit must be fitted and connected in all competitor's car, in accordance with the SAS Fitting Kit Manual – RALLY CAR.

Table of Contents

1. Powering The Unit On.....	3
2. Stage Modes	3
2.1. Transport Mode	3
2.2. Stage Mode.....	4
3. Hazard Alerts.....	6
4. Red Flag	9
5. Transport Menu	10
5.1. Stage Times.....	11
5.2. Manual Hazard.....	12
6. Contact Us.....	12

1. Powering The Unit On

The unit is pre-loaded with all of the stage coordinates and is activated when powered on. Please power the unit on early before the event to give it time to run checks.

When powered on the unit will display the transport mode, the details of which are specified in the Art. 2.1 of this document.

The unit does not need to be powered off at any stage during the event as it will go to sleep within a few minutes of inactivity but can be re-woken by either moving the vehicle or pressing any of the four buttons.

It is recommended that the unit is not powered off during the event, to ensure the internal battery stays fully charged for emergencies.

2. Unit Modes

The unit has two modes:

- When not in a competitive stage, the unit will be in **transport mode**, as described in 2.1.
- When in a competitive stage, the unit will go into **stage mode**, as described in 2.2.

2.1. Transport Mode

SCREEN 1 – The transport mode displays from the top down the following information: the name of the next point you are travelling to, the time in transit, current time, accumulative and intermediate distances and speed, average speed.

The unit has four physical buttons. Their functions are reported on the screen right above the button's location.

Starting from the far left button to the right, you have the following options:

- **OPTIONS**: Operation described in 5.Transport Menu.
- **BRIGHT**: Increase the screen brightness (Note that the screen must always be clearly readable so full brightness is recommended for daytime).
- **DIM**: Decrease the screen brightness,
- **RESET**: Intermediate trip meter.



SCREEN 1. Transport Mode

2.2. Stage Mode

SCREEN 2 – When the start official assigns each individual competitor a due start time, a countdown will display on the unit as shown in the white field below. Also shown in the white field is the stage number and the due start time.



SCREEN 2. Countdown to Stage Start

SCREEN 3 – Once the start time is reached, the screen will turn green as shown below and the competitor has to proceed into stage.



SCREEN 3. Stage Start

SCREEN 4 – Once the competitor has started the stage, the unit will automatically switch to on stage mode. The unit will start timing.



SCREEN 4. Stage mode

SCREEN 5 – If the start is postponed for whatever reason and the start time is cancelled, the unit will display the Transport Screen. Once it is clear to send cars again the official will re-issue a new start time.



SCREEN 5. Start Time Cancelled

3. Hazard Alerts

The unit's primary function is to help alert race control of incidents on the course. The incident is notified to race control with different levels of hazard depending on the severity.

SCREEN 6 – If a car stops during a stage for longer than 3 seconds, the unit will automatically transmit a HAZARD notification; this can either be upgraded to OK or downgraded to SOS by pressing the corresponding button to the text. A timer counts up to 60 seconds as an indication to press either the OK or SOS button.



SCREEN 6. HAZARD Notification

SCREEN 7 – If you select OK after the HAZARD alert, then the following screen will appear, showing that you and the car are OK. The Road Blocked prompt will appear below, select Yes if the vehicle is blocking the road, if the road is clear select NO.



SCREEN 7. OK Acknowledgment

SCREEN 7A – If you selected “Yes” to Road Blocked the following screen will appear, showing that you and the car are OK, but the competition road is BLOCKED. Race Control will be notified that the crew is OK but the course is obstructed.



SCREEN 7A. OK – Road Blocked

SCREEN 8 – If the SOS button is pressed, it must be confirmed as either a fire or medical SOS by pressing one of the two middle buttons. It can also be cancelled if pressed by mistake.



SCREEN 8. Confirm Fire SOS or Medical SOS

SCREEN 9 – When the SOS is confirmed, the screen 9 will display. Even once confirmed, the hazard can be changed to OK. Pressing CANCEL and confirming the downgrade will inform race control that the crew are OK and do not need medical assistance.



SCREEN 9. Downgrade SOS

SCREEN 9A – If you select the cancel button on the SOS screen, you will be asked to confirm the downgrade. Once confirmed, the device will downgrade to an OK status.



SCREEN 9A. Downgrade SOS

4. Red Flag

SCREEN 10 – In the case of a serious incident, a stage may be red flagged from Race Control. The red flag will display a full screen warning until it is acknowledged. To acknowledge the flag the far left button must be pressed.



SCREEN 10. RED FLAG Acknowledge

SCREEN 11 – Once the red flag has been acknowledged, normal stage functions will display with a warning still at the top of the screen.



SCREEN 11. RED FLAG in Stage Mode


5. Transport Menu

SCREEN 12 – In transport mode, the unit has a menu that can be accessed by pressing the options button.



SCREEN 12. Transport Mode

SCREEN 13 – The option menu will allow the crew to view stage times “VIEW TIMES” or send a manual hazard/SOS “SEND HAZARD”.



SCREEN 13. Transport Mode – View times/Send Hazard

5.1. Stage Times

SCREEN 14 – By pressing the “VIEW TIMES” button, provisional transit and competitive stage times will display. You can select times for any of the completed stages with the next and previous buttons.



SCREEN 14. Times of completed stages

5.2. Manual Hazard

SCREEN 15 – If manual hazard is sent in transport mode, this can be upgraded or downgraded the same way as a stage hazard. If the hazard is no longer required, it can also be cancelled by pressing either of the two middle buttons “PRESS TO CANCEL”.



SCREEN 15. Manual Hazard in Transport Mode

6. Contact us

For assistance, please contact the RallySafe Support Team by emailing: info@statusas.com

Please be as descriptive as you can when describing the problem. It would help us if you provide the following information at a minimum:

- Name of event.
- Vehicle or feature affected.
- Stage of incident.
- Time of incident.
- Any additional details.



SAS Fitting Kit Manual – RALLY CAR

Welcome

This manual is provided as a guide for the installation of the SAS Tracking System Kit, for competition vehicles only. Care should be taken when considering the location of components with regard to electrical cabling and fire suppression systems already installed in the vehicle. Please check always that the components of your kit are as requested.

Table of Contents

1. Tracking Unit Kit Components	3
2. Power Supply	3
3. Connection Diagram.....	3
4. Tracking Unit Dimensions	4
5. Tracking Unit Mounting	5
6. Antenna Installation.....	6
6.1 External Antenna Installation	7
6.2 Internal Antenna Installation	8
7. Contact.....	8

1. Tracking Unit Kit Components & Steps

The Tracking System Kit includes:

- SAS Tracking Installation and Fitting Kit Instruction Sheet;
- 3-in-1 antenna with leads;
- Internal radio antenna with lead;
- 6 – 24v wiring loom with plug;
- Mount, to be bolted to tunnel;
- Adjustable mount connector/knuckle.



(Contents may differ slightly to image shown)

SAS tracking system fitment steps:

1. Mount SAS tracker;
2. Fit external & internal antennas, running leads to the SAS tracker;
3. Fit wiring loom, ensuring that a solid 9 to 28 volts is supplied;
4. Connect all antenna connections, make sure they are tight using an 8mm spanner;
5. Apply power.

2. Power Supply

SAS tracking system requires a reliable power supply from 9 to 28 volts DC. We recommend a 5 amp (Max) blade type or similar quality fuse is used at the battery supply end of the SAS tracking system power lead.

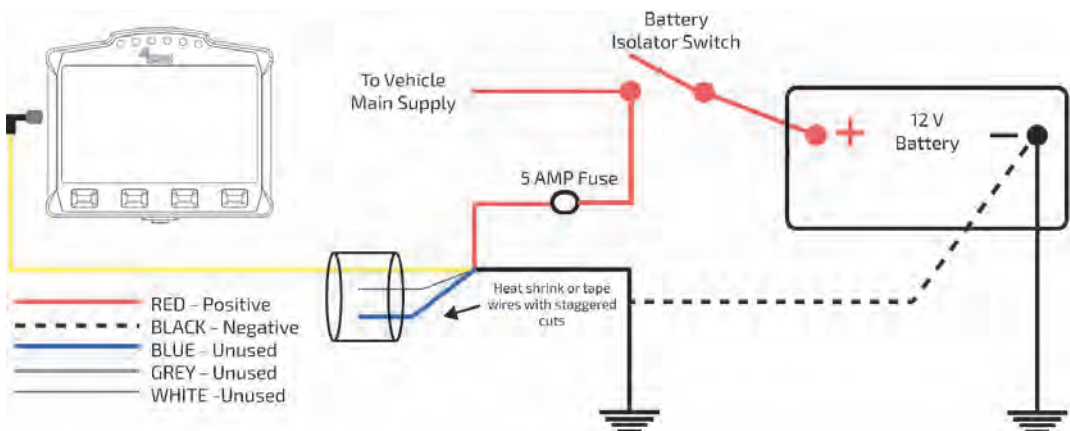
Zero volts or battery negative can be picked up at any suitable earthing point providing the isolation switch does not switch the negative side of the battery.

The SAS tracking system unit has an internal battery that is kept charged via the car's power supply. It acts as a reserve supply to power the unit in the case of an accident where a car's power supply is interrupted (e.g. car battery smashed or dislodged).

Note: The tracking device should only be powered once it is placed in its final position in the vehicle; this ensures accelerometers are calibrated correctly.

3. Connection Diagram

The 6-24v wiring loom, includes five wires. The white blue and grey wires must be stagger cut and heat shrunk or taped back so they cannot short to ground or to each other. Red and black are used as follows:

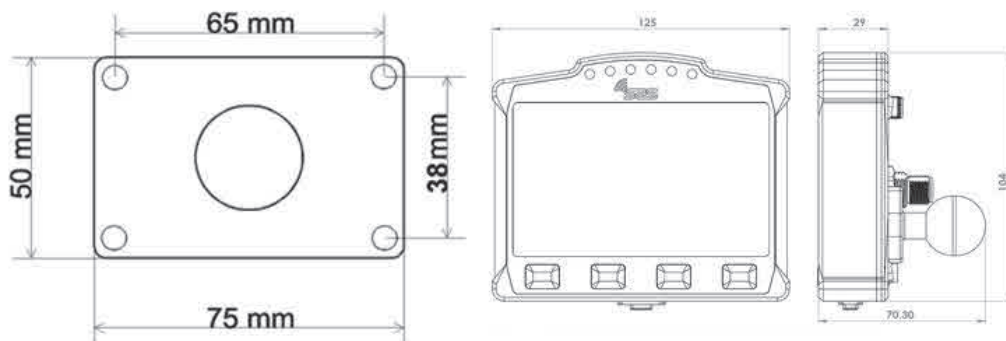


RALLYSAFE 12V WIRING DIAGRAM

During installation, the wiring loom should be routed away from the engine compartment, Ignition or Alternator wiring.

300 mm of Power Supply Wiring Loom is required to be available for connection to the SAS Tracker Unit at the mounted position.

4. Tracking Unit Dimensions



5. Tracking Unit Mounting

The preferred location and mounting for the SAS tracking system unit is a RAM style 50mm x 75mm flat base with ball, bolted through the tunnel with four **M6** Bolts.

It should be in a central, protected location on the central tunnel in front of the seats and both easily visible and accessible by both the driver and co-driver/nav.

Care should be taken when considering the location of the Mounting Point with regard to electrical cabling and fire suppression systems installed in the vehicle.

Photographs of mounting and positioning can be seen in Fig.1 and Fig.2 respectively.

Alternatively, the SAS tracking system unit can be mounted in a central protected location on the vehicle dashboard that is easily visible and accessible by both the driver and co-driver.

Mounting is a Ram style 50mm x 75mm flat base with ball, bolted with four **M6** bolts through the dashboard and a compulsory 3mm backing plate measuring no less than 145mm x 120mm



Figure 1. 25mm rubber ball securely attached to the tunnel



Figure 2. The SAS tracking unit mounted onto the 25mm rubber ball mount and connected through the RallySafe connector

6. Antenna Installation

All leads on both external and internal antennas must run on the inside of all roll cage bars. This is to stop cable crushing on impact.

Antenna must not be mounted within 200 mm of any high frequency antenna's or cabling

The preferred route is to go down from the antenna, underneath the closest part of the roll cage (roof cross or main hoop), follow that along to the roof hoop, then go down the inside A pillar to the unit. Please allow 200mm clearance of high frequency antenna or cabling

Any excess cable must be run so that the cable is not bent any tighter than a 100mm radius. We recommend running it across the underside of the dash and back (do not coil in tight loops).

Cables must be tied neatly along the whole installation all the way to the unit so they can't be accidentally caught or dislodged.

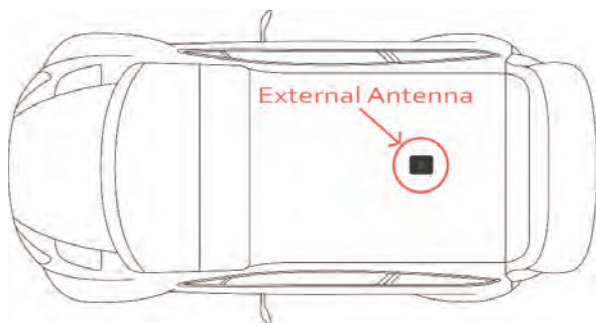
All this will be checked at scrutineering and you may be required to fix it before your car can pass.

Note: All antenna connections need to be firmly tightened with an 8mm spanner.

6.1. External Antenna

The antenna is mounted through a 12mm hole in a central location on the ROOF of the vehicle, rear of the main roll bar hoop, allowing the cabling to pass through the roof and follow the cage bars back to the unit location. The antenna is a fully watertight unit, which seals against the roof surface.





Antenna leads are connected as follows (There may be variations with the type and number of leads).

1. The 2 WiFi leads, colour-coded **Blue**, is connected to the terminal labelled "WiFi" on the SAS unit (Right Hand Thread). Terminals are located of the rear of the unit and/or colour-coded Blue.
2. The Satellite Communication antenna lead is connected to the center or rear terminal labelled "IRI" (Left Hand Thread). It may also be colour-coded **Yellow** (this may be not marked on the 2-in-1 antenna).
3. The GPS antenna lead labelled "GPS", is connected to the terminal labelled "GPS" on the SAS unit (Right Hand Thread). Terminals may be on the side or rear of the unit and/or colour-coded **Green**.
4. GSM, has a small stick antenna supplied with the SAS unit, and is connected to corresponding terminal labelled "GSM" on the SAS unit (Left Hand Thread). The terminal is located on the rear of the unit and/or colour-coded **Red**.

6.2. Internal Antenna

The Internal Antenna should be placed on the inside of the ROOF in a clear uncluttered area, with a 200mm radius clear of any bar work or solid metal object. The internal antenna has a magnetic base with double-sided tape for adhesion. The cable is then run to the SAS unit. Please keep cable on the inner side of the roll cage pipework so as not to be crushed in the event of an accident.




Figure 3. The internal antenna must be at least 200mm away from any roll cage components

7. Contact Us

For assistance, please contact the RallySafe Support Team by emailing: support@rallysafe.com.au

Product Disclaimer

"This manual, the specifications, and the material contained in it, as released by Status Awareness Systems and RallySafe, is for the purpose of information only. Due to continuous ongoing development, information and specifications may change at any time without notice. SAS, and the companies that have contributed to it, shall not be liable for any use of the manual or information supplied.

The material contained in this manual is protected by copyright and other types of Intellectual Property Rights. The commercial exploitation of the material contained in this specification requires a license to such Intellectual Property Rights.

This manual may be utilised or reproduced without any modification, in any form or by any means, for informational purposes only. For any other purpose, no part of the specification may be utilised or reproduced, in any form or by any means, without permission in writing from SAS.

The word RallySafe and the RallySafe logo are registered trademarks".