



TechNet-21 webinar June 2021:

How the **mSupply** electronic inventory management toolset is supporting the COVID-19 vaccine rollout; with Tonga case study



2021



TechNet-21 webinar June 2021:

Format

- 5 min intro
- 15 min demo of mSupply toolset
- 20 min Tonga case study
- 20 min Q&A

Who are we?

Sustainable Solutions NZ Ltd

Since 2001

44 staff

Offices in Nepal, NZ, Côte d'Ivoire

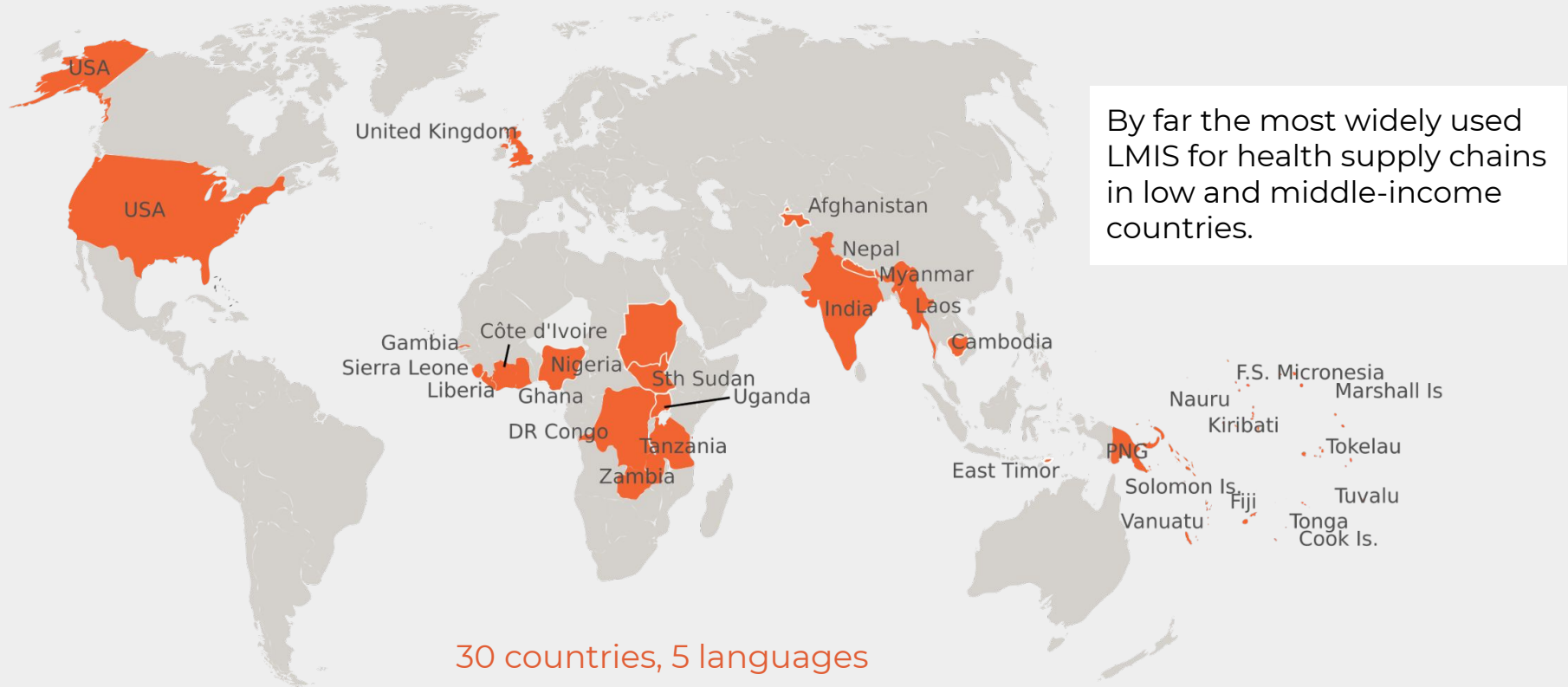


The mSupply Foundation

Registered not-for-profit

Complete transition 1st April 2022

Where is mSupply?





mSupply features to support vaccine programmes



mSupply
Desktop

An end-to-end
Logistics
Management
Information
System designed
for Health Supply
Chains



mSupply
Mobile

A user-friendly
Android mobile
application.
Perfect to run a
small health
facility


Open Source



mSupply
ColdChain

Use Bluetooth
Sensors to
capture cold
storage
temperatures.

Open Source



mSupply
Dashboard

Fully
customizable
dashboards

Open Source



mSupply
Synchronisation

Offline-first
architecture
means occasional
internet is
enough.



mSupply Desktop

Comprehensive reporting suite

Dispense to your patients and manage their data

Manage your suppliers

Create purchase orders and manage tenders

The screenshot shows the mSupply Desktop interface with the following elements:

- Top Navigation Bar:** Contains icons for Customer, Suppliers, Item, Reports, Special, and Admin. The 'Suppliers' icon is highlighted with an orange circle.
- Main Dashboard:** A grid of functional icons including Tenders, Calculated, Purchase orders, Blank, Outstanding, Goods receiving, Internal orders, Supplier Invoices, Suppliers, Categories, New credit..., and Payments. The 'Purchase orders' and 'Goods receiving' icons are highlighted with orange circles.
- Bottom Panel:** Displays system information: Data File: squeakyclean.4DD, Central Facility, central admin, and 0 records waiting to be sent to remote sites.
- Branding:** The 'mSupply' logo is centered at the bottom of the interface.

Receive stock from your suppliers

Manage your inventory





mSupply Mobile



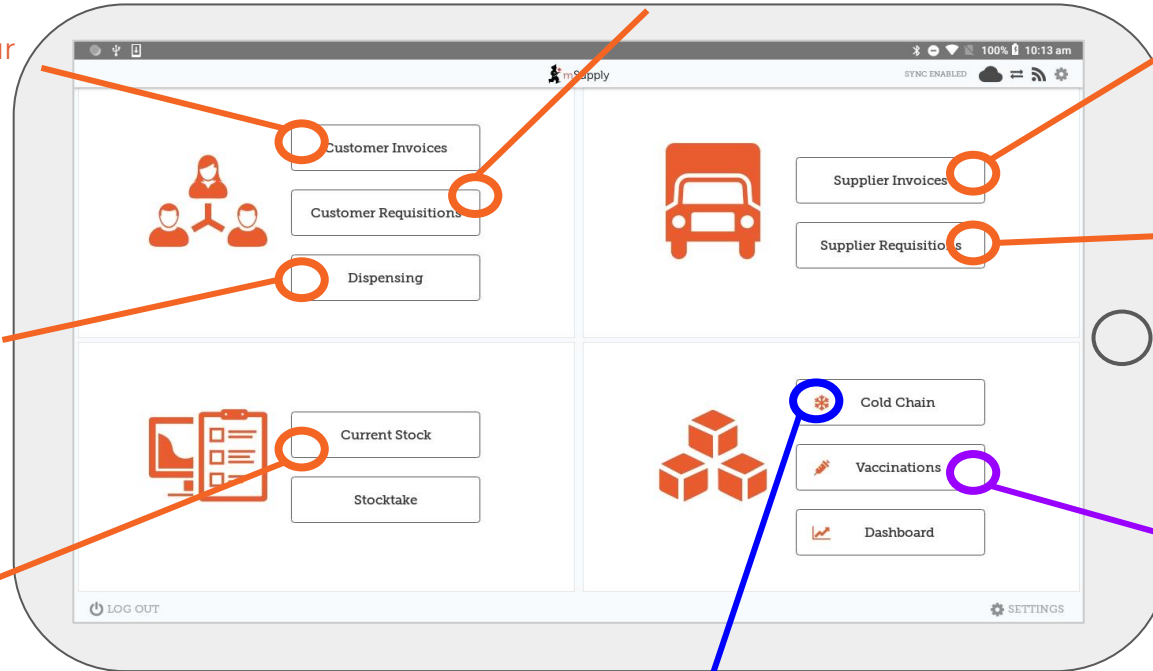
Manage orders from your customers

Receive stock from your suppliers

Issue stock to your customers

Dispensing and patient data management

Manage your inventory



Place orders to your suppliers

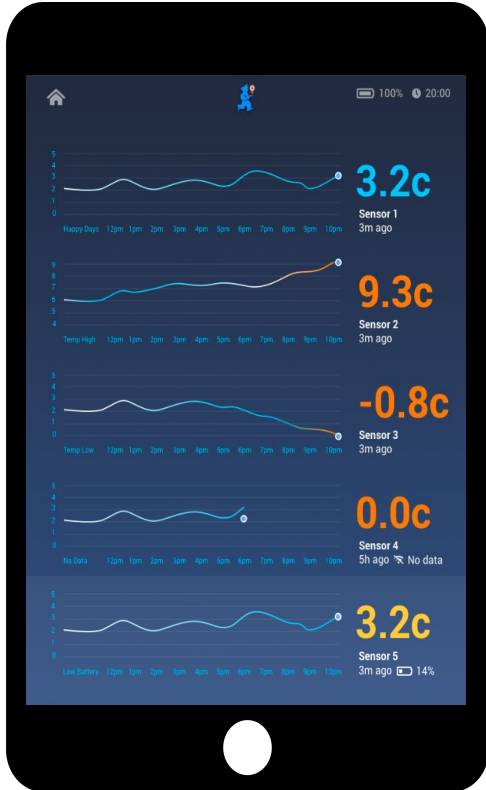
A dispensing module tailored for vaccines

Monitor the temperature of your cold-storage rooms






mSupply Cold Chain



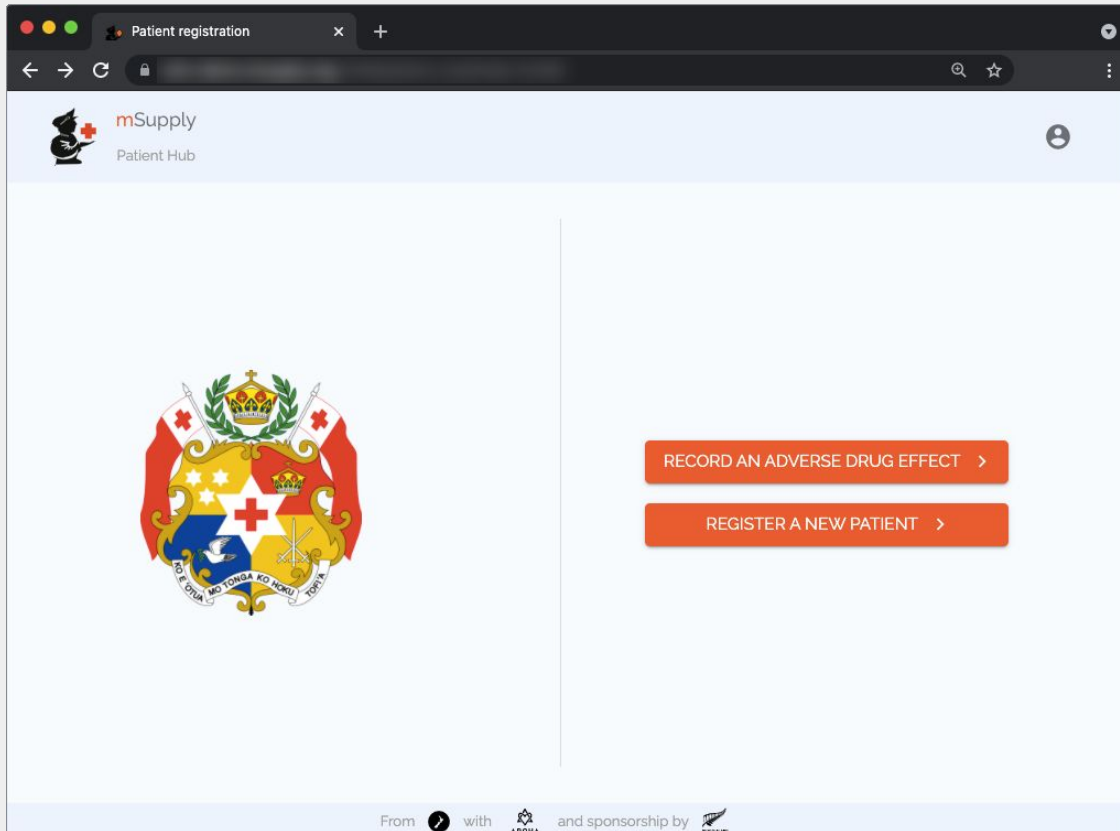
Bluetooth sensor



- Real time data
- Temp breach alerts
- Multiple sensors
- No internet required
- Open source 



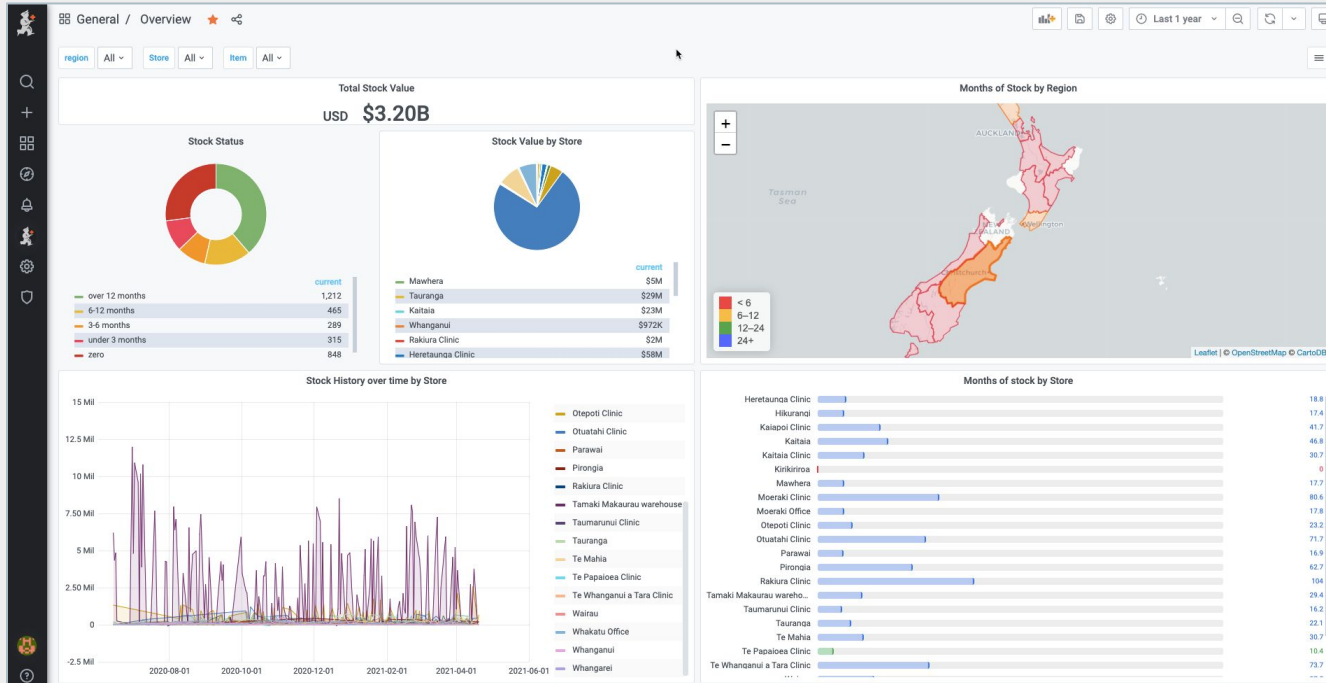
mSupply Patient Hub




- Accessible through browser
- API
- Customizable



mSupply Dashboard

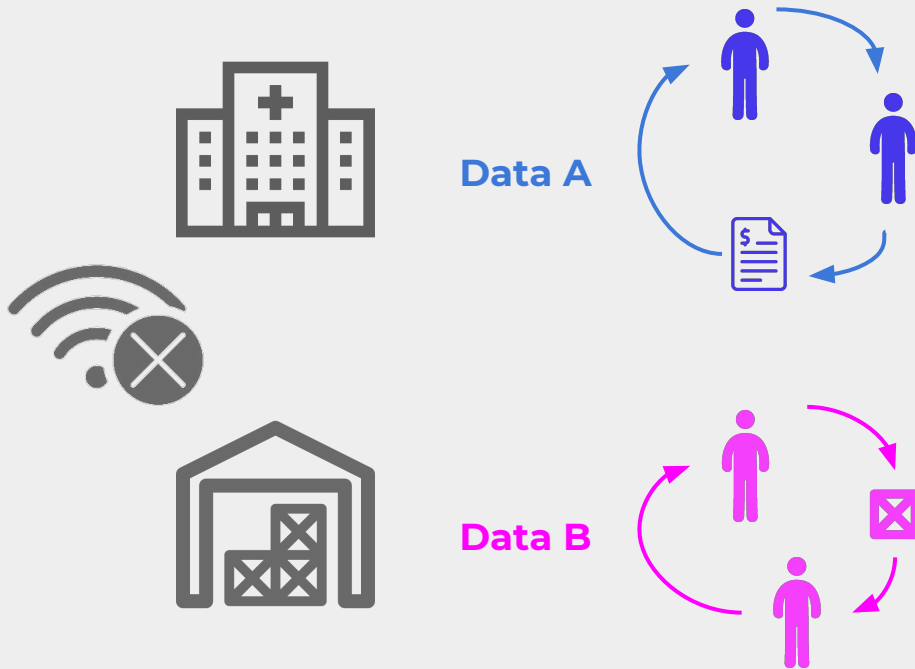


- Country overview
- Fully customizable
- Real time
- Open source 
- Permissioned

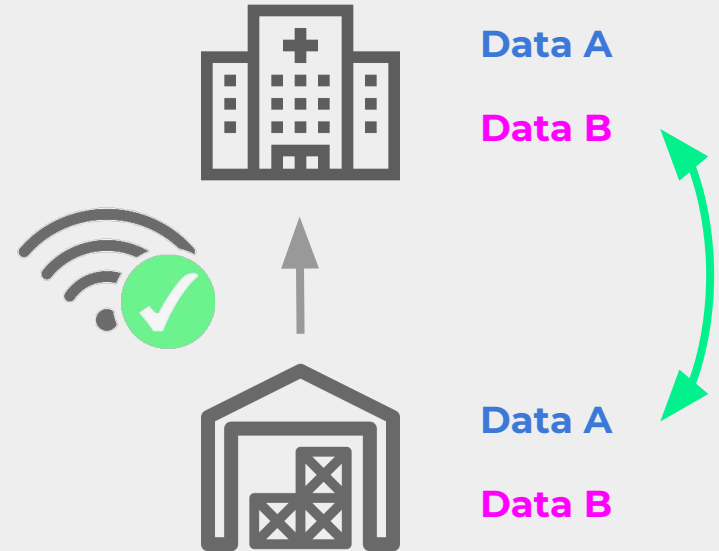


mSupply Synchronisation

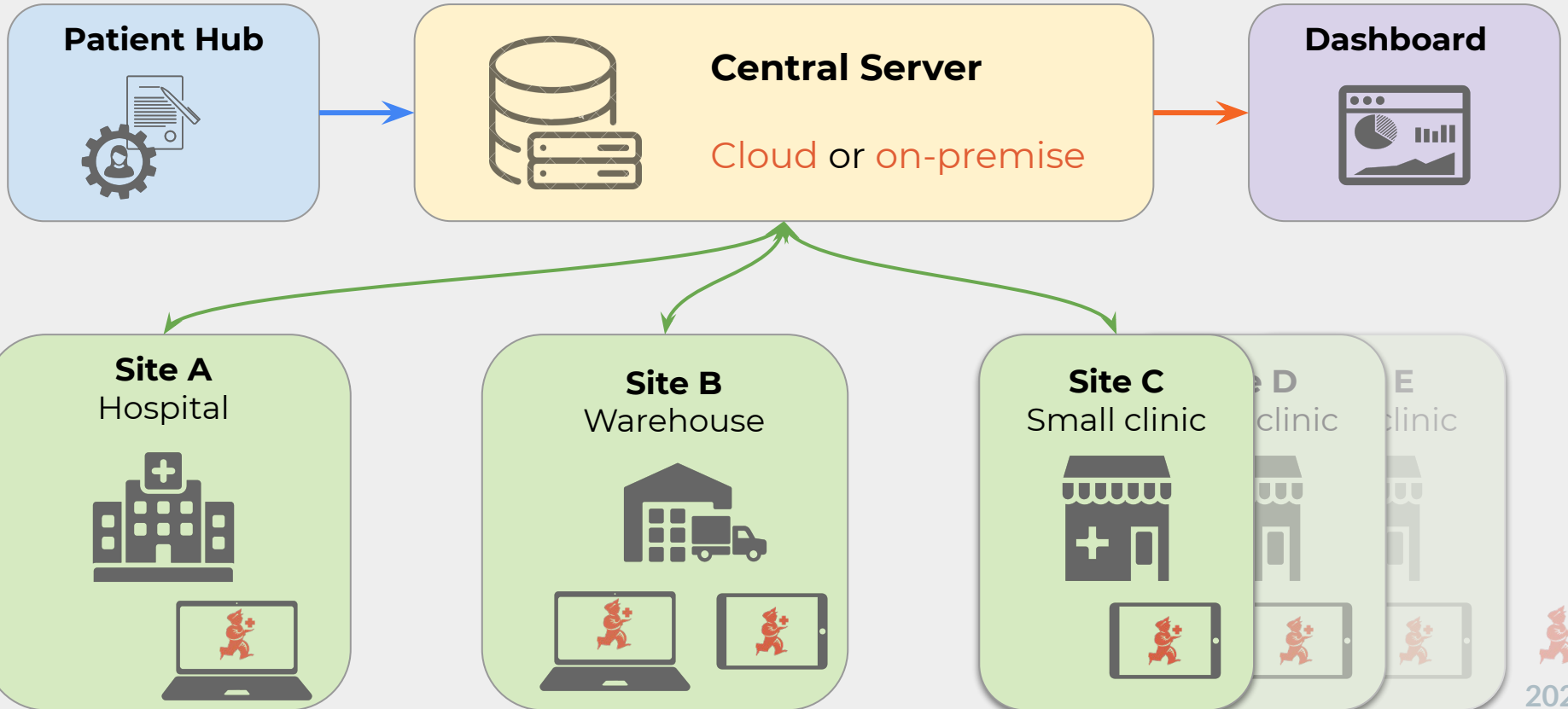
Without Internet



With Internet



How is mSupply deployed?



mSupply demo



Case study:
Covid-19 vaccination rollout in
Tonga using mSupply



Using mSupply for Covid-19 Vaccination in Tonga

Patient Registration



- Number of Registered Patients = 29,522
- Number of Online Registration = 1,531

Just before the launch of the Vaccination Campaign, the public was advised and given the link to register using the online registration form. Those that could not access the form came in with any form of valid ID and registered onsite as we had a team sitting with the mSupply tablets ready to do that in every vaccination station. The Student Nurses were responsible for registration and would first look up each patient to see if they are in the system yet then confirm or edit informations, otherwise register as a new patient.



Stock Management



-For dispensing during the day the Hospital Team are responsible for dispensing any needed vials for the teams and inform mSupply and Pharmacy Team.

-Each Team must report to the EPI Room by 5:30am on duty day to pack cold box, hand carriers and dispense vaccines for all 12 teams ensuring all teams are dispatched with their vaccines at 7:30am to their vaccination sites.

-The cold chain team work together with the Pharmacy and MSupply Team in dispensing the vials in the morning and stock take in the afternoon and to ensure stock card are well documented, then report the current stock to the Command Center.

- Use the vaccinators tally sheets to check against mSupply to make sure the stocks adds up at the end of each day



Vaccination



- Teams distributions was done by the command center.
- 6 Teams that consists of 2 supervisors, 1 Pharmacist, 3 Student Nurses(Registration), 4 Vaccinators, 3 Clinical Nurses (Holding Area) and 1 M&E officer (Dispensing).
- 3 Mobile Teams that consists of 1 Vaccinator, 1 Student Nurse and 1 Clinical Nurse.
- 3 Doctors were on call and would make rounds on the teams to check up on any AEFI case.

- The number vaccinated varies daily depending on the area that each team was stationed at.

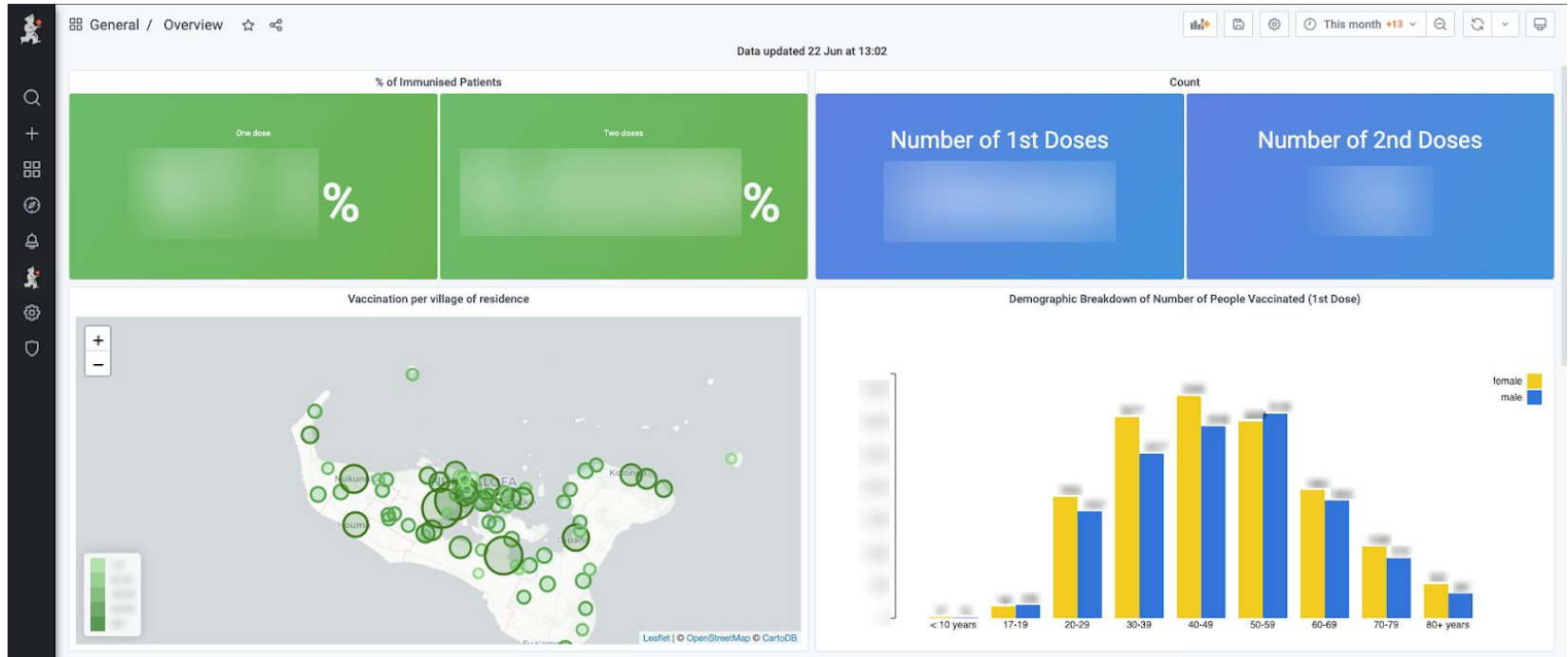
- Number of Vaccinated Patient = **28,667**

- A few more Mobile Teams was later included as the vaccine expiry date was closing in to help reach out to those that could not make it to any of our vaccination sites.

Number of 1st dose vaccinations per day	
date1	Total
2021-04-29	1105
2021-04-30	1170
2021-05-01	167
2021-05-03	1531
2021-05-04	1428
2021-05-05	1509
2021-05-06	1235
2021-05-07	1601
2021-05-08	157
2021-05-10	887
2021-05-11	788



Dashboard



Dashboard was definitely the favorite from mSupply during this campaign as our command center and other key decision makers use to monitor level of stock, activity of each team, daily counts and the map overlay of the work done. Making decisions was easy for them as they received live data on an update of every 30 mins.



Summary

Using mSupply for the covid-19 vaccination roll out in Tonga has changed a lot of perspectives and mindset towards using a computerised system to help with the daily routines and decision making. The immunization has always been recorded on registry books and relying mostly on the immunization cards for patients history, so this was a big step for Tonga.

A few improvements from our experience with the first dose.

Patient History	Could only be viewed from where it was dispensed from but now can be viewed from any tablet (store)
Cold Chain	Have been connected to our tablets and able to monitor each device
Dashboard	Customized to what we need most to monitor the activities during the rollout

We are excited to use all this for our second dose.



mSupply Q&A



Contact mSupply

We are a friendly team and excited to partner with others in our quest to do as much good in the world as we can. We recognise the importance of public health systems around the world and we want to see **mSupply** installed where it will make a real difference.

We look forward to hearing from you.



Thank you

get in touch
with us

Send us a message:
info@msupply.foundation

New Zealand office:

111 Karangahape Road
Auckland 1010
New Zealand
+64 22 519 0499

Nepal office:

Kanibahal, Lagankhel
Lalitpur, Kathmandu
Nepal
+977 1 5003640