

Nicolas Collin

Co-Founder & CEO



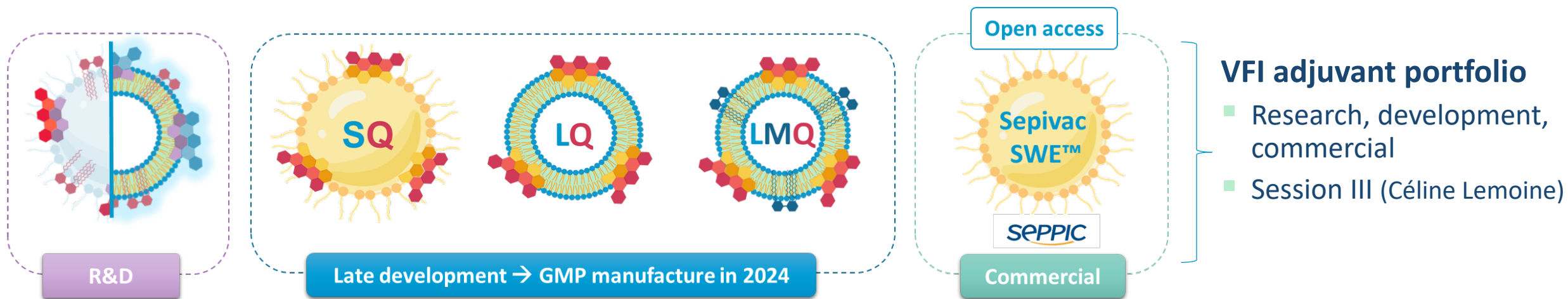
Vaccine adjuvants: needs for a Global Market

GVIRF Webinar - Vaccine Adjuvants for Global Health

September 13th, 2023



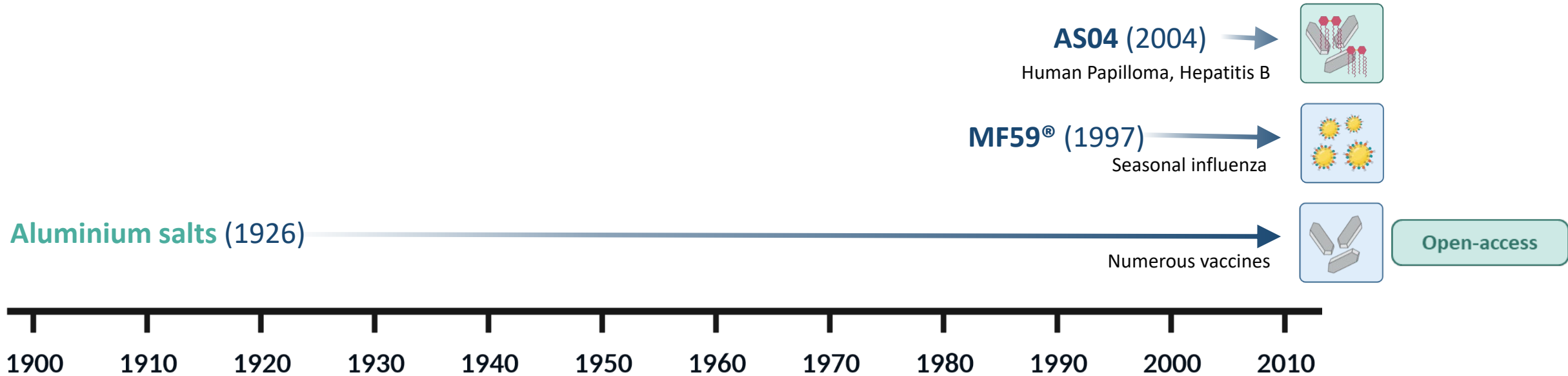
- Created in 2012 in Switzerland
- Mission
 - To develop **clinically-relevant adjuvants** and provide them under **open-access** terms
 - To disseminate **formulation know-how** to vaccine researchers/developers
- 2023
 - **30 staff**: chemists, formulation experts, immunologists, project managers
 - **2 laboratories** (Geneva and Lausanne)



- Adjuvant landscape *before* and *after* H1N1 influenza & COVID-19 pandemics
- Current needs and how to improve equitable access and affordability of adjuvanted vaccines


Situation before H1N1 pandemic (2009)

- Only three adjuvants in approved human vaccines
- Only aluminium salts available under **open-access** terms (= available without any licensing agreement)



Pandemic specific needs

- Several billion doses of influenza vaccines at affordable price in a short time frame



Challenges


- Aluminium salts not appropriate
- Only few adjuvants available
- Licensing agreements required for dose-sparing adjuvants

Wider needs

- Access to GMP adjuvants
- Access to formulation know-how
- Evaluation of adjuvanted vaccines



Adjuvants and formulation identified as a weak link in vaccine development



Efficacy demonstrated for different antigen types

Split influenza¹, Parasite-derived (malaria)²,
Viral glycoprotein (herpes zoster)³, Viral particles (human papilloma)⁴

Better understanding of
mode of action

Benefits across ages

6-month-old infants to
80+ year-old-adults^{3,5}

and vulnerable populations

immuno-compromised
or HIV-positive⁶

Persistent magnitude and quality of immune response

Antibody breadth, cross-reactive T-cells¹
and increased functionality of antibodies

Dose-sparing

to allow the reduction of
vaccine antigen content

Favorable risk/benefit profile

of adjuvanted vaccines confirmed
by post-marketing studies

1: Leroux-Roels I, et al. PLoS One. 2008;3:e1665.

2: RTS, S Clinical Trials Partnership. N Engl J Med. 2011;365:1863-1875.

3: Lal H, et al. N Engl J Med. 2015;372:2087-2096

4: Roteli-Martins, et al. Hum Vaccin Immunother. 2012;8:390-397.

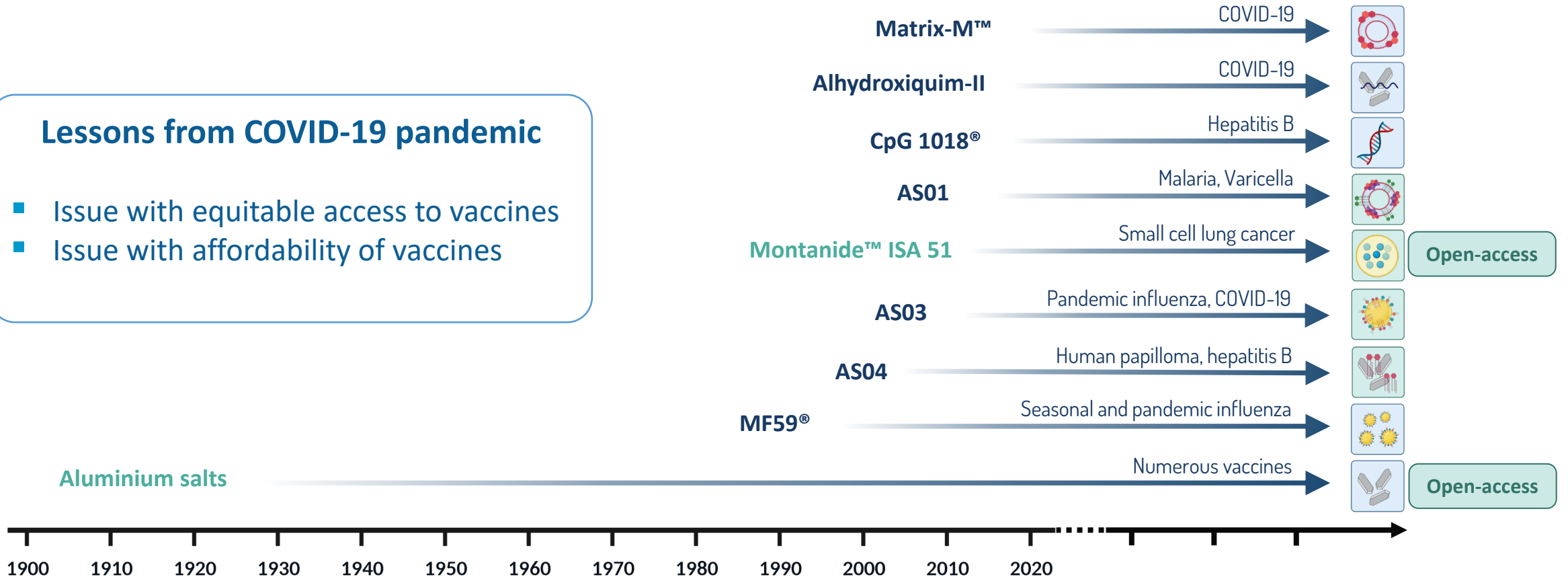
5: Knuf M, et al. Hum Vaccin Immunother. 2015;11(2):358-76. 7. Denny L, et al. Vaccine. 2013;31:5745-5753.

6. Denny L, et al. Vaccine. 2013;31:5745-5753.

Situation after COVID-19 pandemic (2023)

Lessons from COVID-19 pandemic

- Issue with equitable access to vaccines
- Issue with affordability of vaccines



- Adjuvant landscape before and after H1N1 influenza & COVID-19 pandemics
- **Current needs and how to improve equitable access and affordability of adjuvanted vaccines**


A need to develop more adjuvants

There is no single best adjuvant for all antigens



GMP adjuvants

- If adjuvants are not available at GMP: limited interest from vaccine developers
- Very few vaccine developers willing to pay for the initial establishment of GMP adjuvant process
- Potential key role for funders, public-private partnerships



Multiple adjuvant options for different vaccine antigens

- Access to different delivery systems combined with different immunomodulators
- Physico-chemical compatibility depends on a specific adjuvant-antigen combination
- One adjuvant does not fit all vaccine antigens

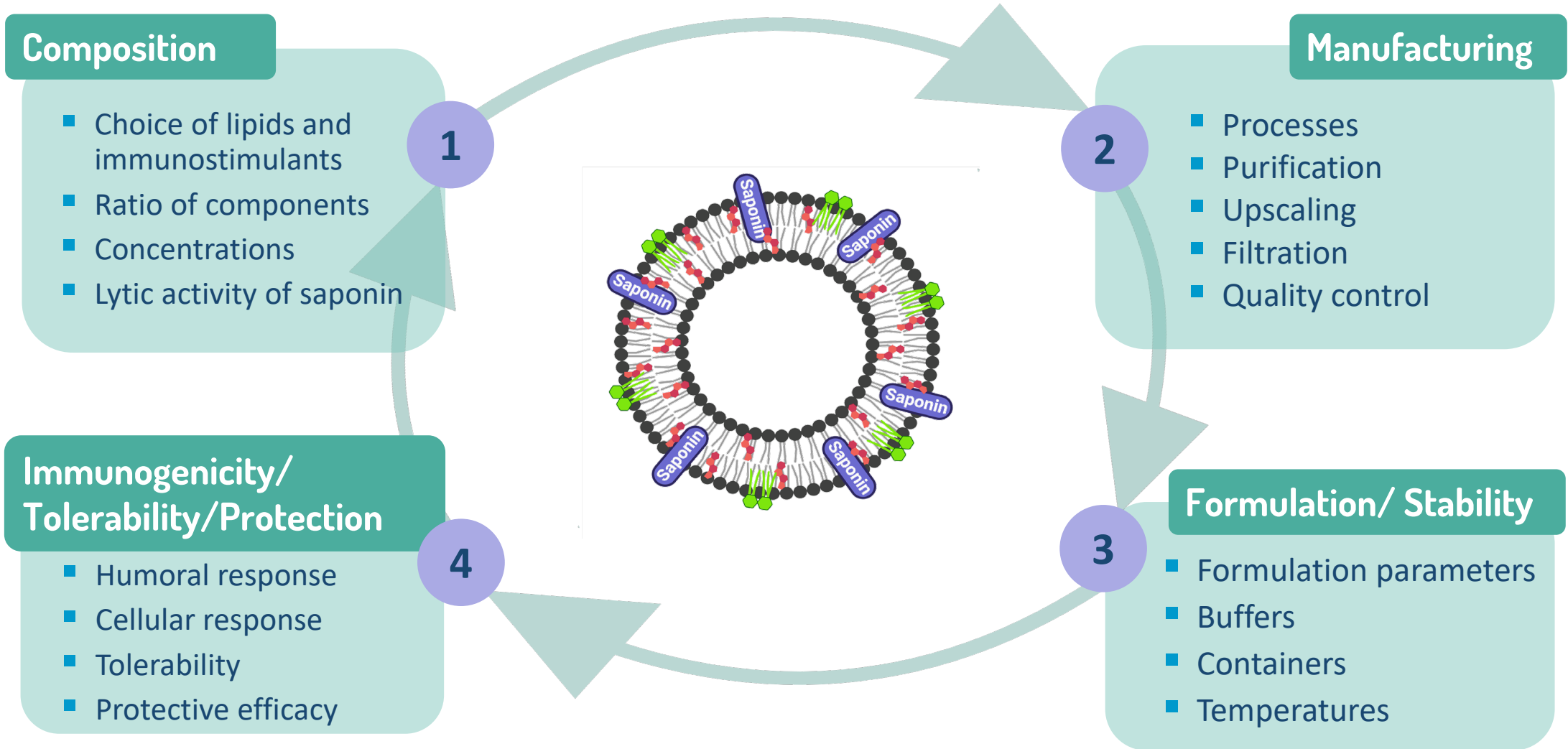


Testing adjuvants in comparative / H2H studies

- Provides critical information on the class/type of adjuvant required for a given antigen/indication
- Pre-clinical and clinical
- To be ideally performed by a “neutral” laboratory/investigator

A need to leverage expertise in adjuvant preparation, formulation and testing

Much more than a matter of simply mixing



A need to develop new adjuvants

Towards the next generation of adjuvanted vaccines



Improved duration of immunity



Thermostable adjuvanted vaccines



Induction of specific immune responses *e.g.* Th-17



Sustainably-sourced adjuvant components



Single-dose adjuvanted vaccines



Mucosal adjuvanted vaccines

For reference: Lykins, Fox et al. *Pharmaceutics* 2023; 15(7), 1850

IP landscape analysis & review of adjuvant FTO

- FTO for each country of component production and final vaccine administration
- FTO on the manufacture, formulation, filtration, QC - as well as combinations of adjuvant with other antigens
- Expertise in formulation and CMC required
- FTO on target antigens
- Beware of dominant IP of broader scope
- Evaluation of vaccine development timeline vs. remaining time of patent life
- Moving target: regular updates required
- Costly and time-consuming

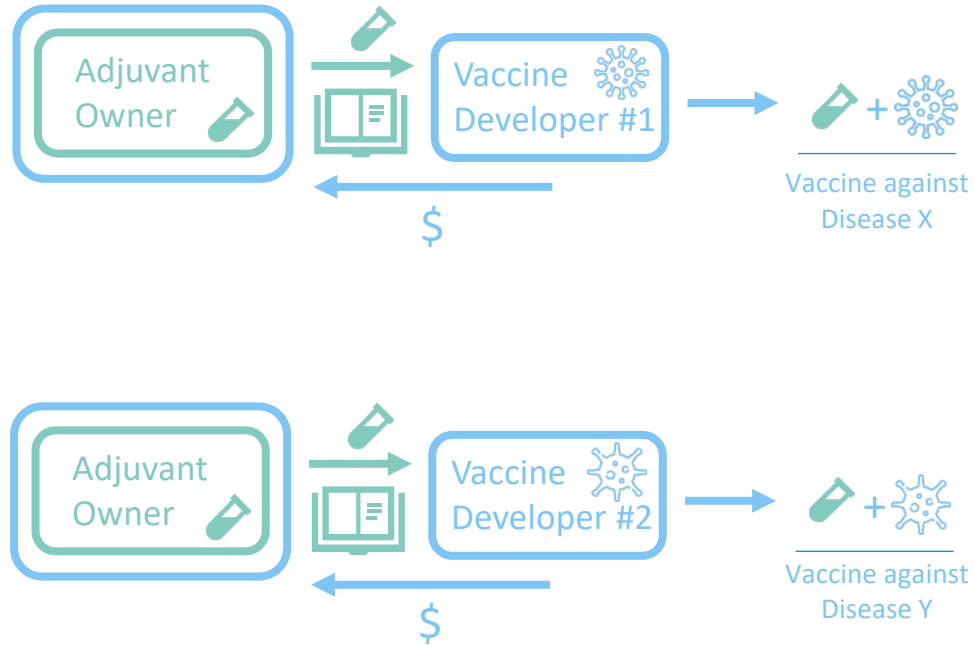
Exemptions to patent protection

- Legal provisions to progress during the final years of a patent term to be ready for rapid market entry
- Knowledge of national patent laws (*e.g.* research exemptions in US vs. EU)

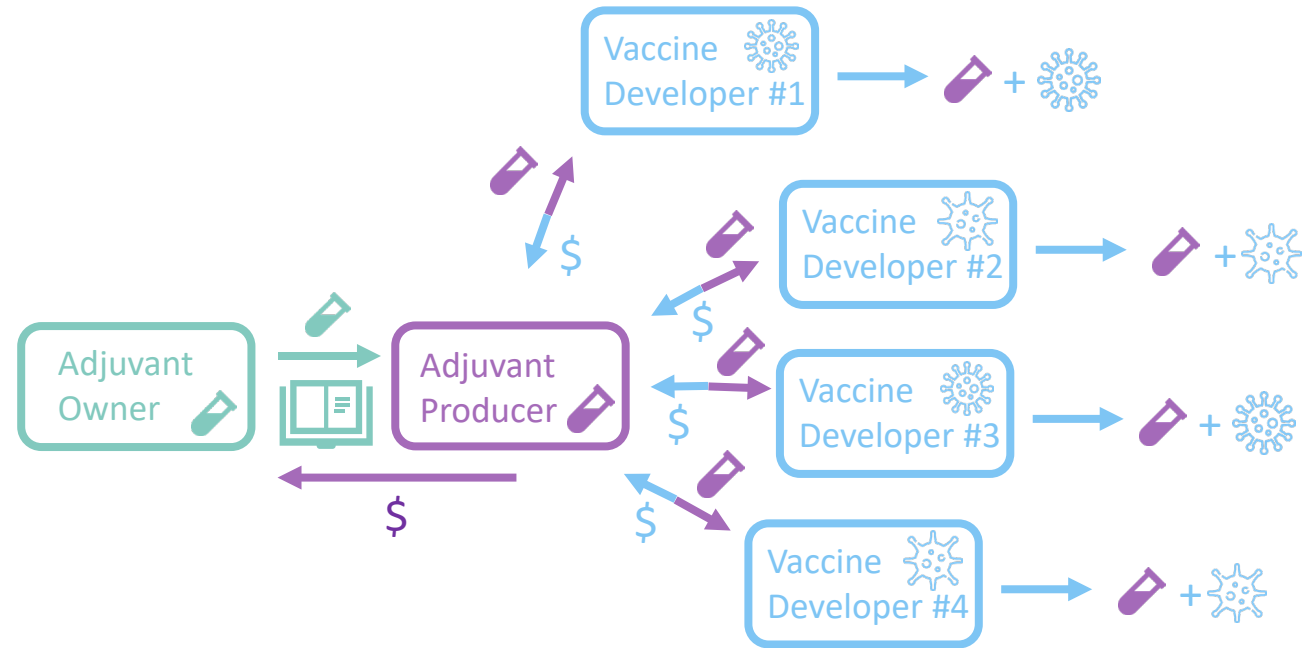
Negotiation with patent owner


- Often lengthy and complicated

Classical Outlicensing model



Open-access model



 Aluminium salts - Croda
Sepivac SWE™ - Seppic

- **Develop more adjuvants**
 - Use the simplest adjuvant when possible
- **Leverage expertise in adjuvant preparation, formulation and testing**
 - Innovate on raw materials and processes
- **Better understand FTO/IP**
 - Identify barriers and opportunities
- **Implement business models compatible with Global Health challenges**
 - Open-access / large volumes (reduction of costs)

Increased global capacity

More equitable access

More affordable vaccines




GENEVA



VFI Geneva laboratories
Rue du Champ-Blanchod 4
1228 Plan-les-Ouates
Switzerland

contact@vformulation.org

LAUSANNE



VFI Lausanne laboratories
Route de la Corniche 5
1066 Epalinges
Switzerland




Adjuvants for Pandemic Preparedness



*Daniel Fullen, Senior Manager Office of Technology,
CEPI*

13th September 2023



Introduction

- What makes the Optimal adjuvant?
- Requirements of an Adjuvant for Pandemic Preparedness?
- How to we ensure that adjuvants are where there are when we need them?
 - Stockpiling
 - Geo-diversified production

What Makes the Optimal Adjuvant?

It depends.....

Adjuvants are context specific:

Population <ul style="list-style-type: none">• Paediatric• Adult• Elderly• Naïve	Immune response <ul style="list-style-type: none">• Quality of response• Efficacy• Breadth• Duration• Reactogenicity	Route of Administration <ul style="list-style-type: none">• Prime/Boost• IM• ID• Intranasal• Oral
Platform <ul style="list-style-type: none">• mRNA• DNA• VLP• Protein• LAV	Pathogen <ul style="list-style-type: none">• Acute• Chronic• Antigenic Drift• Immune evasion• Life Cycle	CMC <ul style="list-style-type: none">• Dose Sparing• Cost

Squalene Emulsion adjuvants appear most effective for acute infections

Target	Platform	1 st	2 nd	3 rd	4 th	5 th	6 th	Developer	Ref:
COVID	RBD-NP	AS03	CpG-Alum	Alum	O/W 1849101	AS37	-	SK Biosciences	Arunachalam et al 2021
COVID	CoVLP	AS03	CpG-Alum	-	-	-	-	Medicago	Pillet et al 2022
COVID	S-Trimer	AS03	CpG-Alum	-	-	-	-	Clover	Richmond et al 2022
COVID	RBD-Fc, RBD S-Trimer	Manganese nanoparticle	MF59	Alum	PBS	-	-	Fudan University	Zhang et al 2022
COVID	Prefusion Spike	AS03	AF03	-	-	-	-	Sanofi, GSK	Goepfert et al 2021 De Rosa et al 2022
MERS	RBD-Fc	MF59	mPLA-SM	ISA51	Alum	Freund's	-	NY Blood Centre	Zhang et al 2016
MERS	Molecular Clamp	SQ	SMQ	LMQ	LQ	SWE	Alum	U. Queensland	O'Donnell et al 2022
Influenza	Meta analysis	AS03	MF59	-	-	-	-	U. New South Wales	Hauser et al 2019
Influenza	Protein	MF59	GLA-SE	IC31	CAF1	Alum	-	Statens Serum Institut	Knudsen et al 2016
Influenza	Protein	AS03	MF59	-	-	-	-	Sanofi	Jackson et al 2015
Influenza	Stalk	AS03	AS01	-	-	-	-	GSK	Folschweiller et al 2022
Influenza	Molecular Clamp	ALF55	Addavax	Alum	AdQS21	QS21	-	U. Queensland	Isaacs et al 2021
RSV	Molecular Clamp	Alum	AdQS21	ALF55	Addavax	QS21	-	U. Queensland	Isaacs et al 2021
PRRSV	Protein	ISA28	SWE	SWE+TLRa	skiSE+TLRa	-	-	Xeolas	Vreman et al 2021

Liposomal Adjuvants appear most effective for chronic infections

Target	Platform	1 st	2 nd	3 rd	4 th	Developer	Ref:
HBV	Protein	AS01	AS03	AS04	Alum	GSK	Burny et al 2017
HBV	Protein	AS01	AS03	AS04	Alum	GSK	Budroni et al 2021
HBV	Protein	AS04	Alum	-	-	GSK	Levie et al 2009, Tong et al 2005, Kundi et al 2007
HBV	Protein	AS01	AS02	CpG	-	GSK	Vandepapeliere et al 2008
HPV	VLP	AS01	AS02	AS04	-	GSK	van Damme et al 2014
HPV	VLP	AS04	Alum	-	-	PHE	Reed et al, 2018; Godi et al 2015
VZV	Protein	AS01	AS04	AS03	-	GSK	Fochesato et al 2016
HIV	Protein	ALFQ	ALF	-	-	WRAIR	Beck et al 2015

Requirements of an Adjuvant for Pandemic Preparedness

Immune Response

- Induces a Th2 Response
- Support a broad immune response

Suitable of a wide population (young and old)

Adaptable

- Ability to be used with a range of vaccine platforms
- Bedside mixing

CMC

- Cheap
- As few components as possible
- Abundant raw materials from sustainable sources
- Ability to be produced at scale
- Ability to produce in different territories
- Not limited by IP restrictions
- Halal

Tested Clinically

Dose Sparing Potential

Stable (especially if used for stockpiling)


Tolerant of Temperature fluctuations



Squalene Based Emulsion Adjuvants

e.g. AS03, MF59, SWE, SE, CAS-1, BFA03

- **Established Safety Profile**
- **Stability**
- **Clinically Tested**
- **Broad Immune response**
- **Broad Compatibility**
- **Adjuvant Platform**
- **Bedside Mixing**
- **Potential for Dose Sparing**



Alum Adjuvants

e.g. Aluminium Hydroxide, Aluminium Phosphate, Aluminium oxyhydroxide

- **Established Safety Profile**
- **Stability**
- **Clinically Tested**
- **Broad Regulatory approval**
- **Th2 biased Response**
- **Broad Compatibility**
- **Adjuvant Platform**
- **Bedside Mixing**



How do we ensure where these adjuvants are when we need them?

- Export Restrictions
- Advance Purchase agreements
- Stockpiling
- Delayed Sharing
- Bilateral agreements

India Cuts Back on Vaccine Exports as Infections Surge at Home

A major supplier of the AstraZeneca vaccine, India is now circling the wagons and restricting exports. The impact is beginning to be felt worldwide, particularly in poorer countries.

Healthcare & Pharmaceuticals

EU to extend COVID-19 vaccine export controls as AstraZeneca shipment blocked -sources

India hopes U.S. will soon ease ban on vaccine material exports - sources

By Neha Arora, Rupam Jain and Rupam Jain

April 19, 2021 5:08 PM GMT+1 · Updated 2 years ago

CEPI

POLITICS

UK and EU vaccine dispute deepens as Brussels considers new export controls

PUBLISHED MON, MAR 22 2021-8:31 AM EDT | UPDATED MON, MAR 22 2021-10:03 AM EDT

Science & technology | A vaxxing problem

American export controls threaten to hinder global vaccine production

The world's biggest vaccine-maker says it will feel the pinch in a month



Aa

Sustainability of Supply: Adjuvant Stockpiles

Generally, more suitable for outbreak rather than pandemic scenarios

Virtual Stockpile: Pre-purchased material that can be manufactured/released on demand to where it is needed.

Pros: No cost/storage/liability issues

No Expiry of material (rolling stockpile)

Cons: May be vulnerable to host nation export controls

May be vulnerable to supply shortages of raw materials/manufacturing capacity

Physical Stockpile

Pros: Potential to be stored at a range of locations to minimise issues of vaccine nationalism

Cons: Cost of Storage, Maintenance and managing expiry of product

Liability issues, QA/QC release

Ideally to be stored in countries with a small population and close to formulation sites

Typically, dependent on existing licenced vaccines for scale up

Use of an existing IP constrained adjuvant may create dependencies



Sustainability of Supply: Raw Material Stockpiles

Pros:

- Raw materials can often be stored for longer periods of time and do not have to be QA/QC released to the same standard as a licenced final product.
- Diversity of Adjuvant production



Cons:

- Longer Lead time for Adjuvant production
- Require Proximity to Adjuvant/Vaccine Production Sites
- Ideally Regional Centres would store raw material be in countries with smaller population, to limit the impact of any potential vaccine nationalism.

Geodiversity of Manufacturing

- Support the development of adjuvant (and vaccine) manufacturing capacity in more territories to enable independence of production.
- Tech transfer adjuvant technologies for broader production base
- Formulate adjuvants at regional centres would help smooth the demand for supply when there is an urgent global need and help limit the effects of vaccine nationalism.
- Warm base: Produce adjuvants as sites where they would be useful in peace time (e.g., Influenza, Malaria, HIV). Ability to switch production for a pandemic.
- Localised production of Raw materials:
 - Squalene
 - QS-21
 - MPL



Localised Production of Raw Materials

- The availability of raw materials has a direct impact on the ability to produce adjuvants and the scarcity of a finite resource will have a direct impact on the cost of supply.
- By enabling the production of raw materials in a sustainable way would ensure continuity of supply and will also have the potential to reduce the cost of goods.
- If more organisations that can produce a material, this will further secure global supplies and further reduce cost of the material.



Summary


- We probably already have the adjuvants required for the next pandemic
- However, need to have the ability to be able to supply them to where and when they are needed
- There is a real need to expand the production and capacity
- If we can expand production capabilities of adjuvants and raw materials, we can reduce the dependence and burden on HICs
- Greater Independence and agency required for the Global South to be better prepared for the next pandemic.

CEPI

Empowering Public Health:

Strengthening Capacity for Global Supply, Accessibility and Affordability
for Adjuvants and Formulations

Dexiang Chen, CEO
Maxvax, China
GVIRF Webinar, Sep 13, 2023



Maxvax introduction



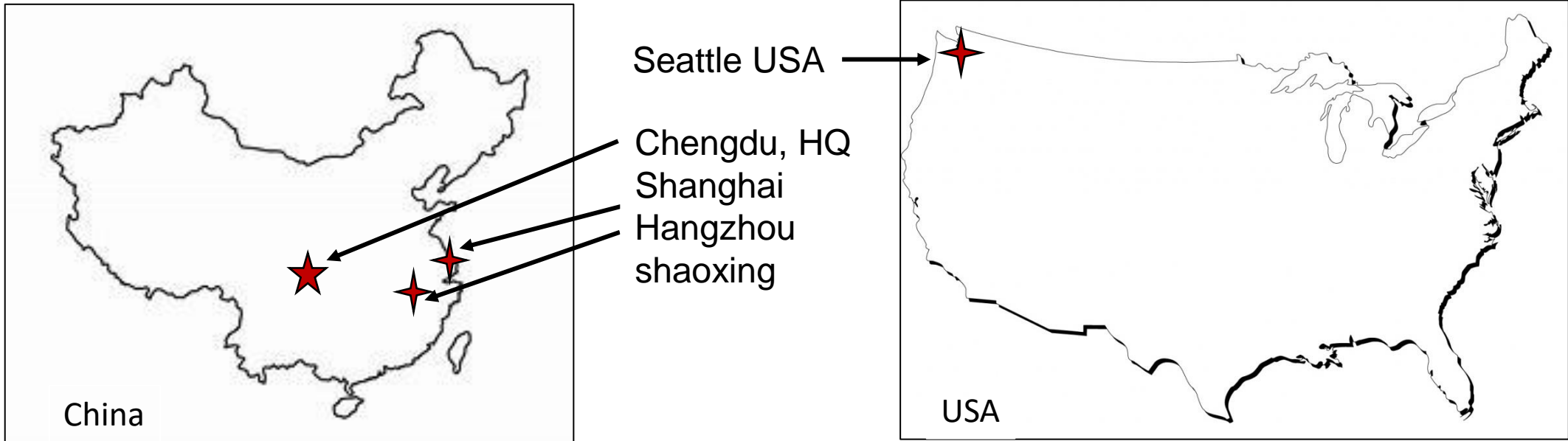
Adjuvant platform



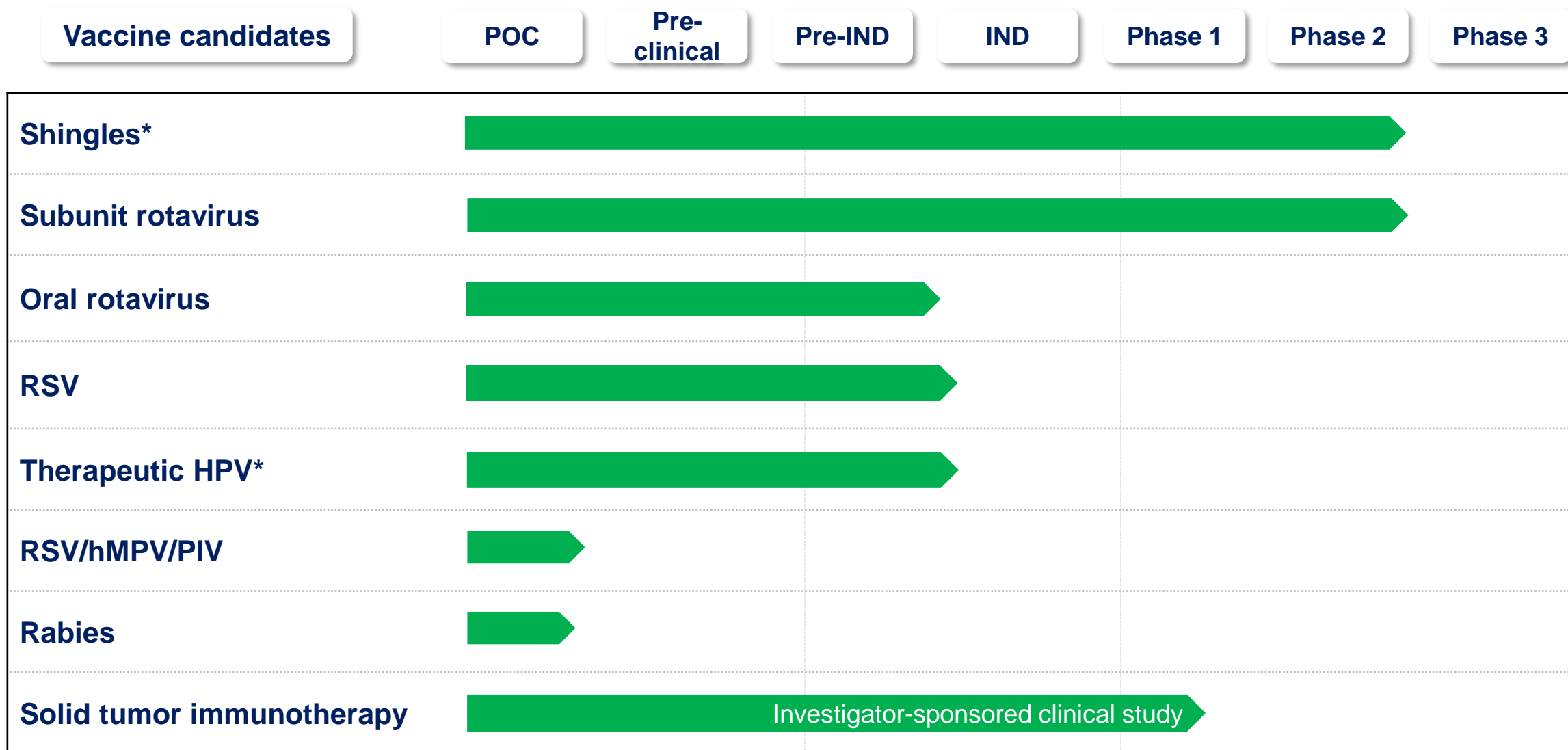
Partnering opportunities

Maxvax Biotechnology


- A clinical stage vaccine company incorporated in 2016 with operations in multiple sites in China and in Seattle USA.
- Technology platform - novel adjuvants.
- >300 employees.



Maxvax's vaccine pipeline



*US and China program



Maxvax introduction



Adjuvant platform



Partnering opportunities

Why Maxvax works on novel vaccine adjuvants?

- **Accessibility:** Adjuvants are not a “one size fits all” for different types of vaccines; Maxvax has a library of adjuvant molecules and formulations that can be tailored for different vaccines.
- **Quality and scale:** Most vaccine manufacturers do not have the capacity or ability to scale up adjuvant manufacturing for commercialization; Maxvax has the facilities and necessary tools in place to “fast track” the development of novel adjuvants for clinical trials and commercialization.
- **Affordability:** Vaccine manufacturers often rely on third parties for adjuvants, which can be costly; Maxvax produces all its adjuvant molecules and formulations in-house at low cost.
- **Sustainability and supply security:** Many commonly used adjuvant molecules are derived from non-sustainable natural resources (animals or plants). Maxvax has developed synthetic processes for making many adjuvant molecules.

Maxvax's approach: build an in-house adjuvant platform

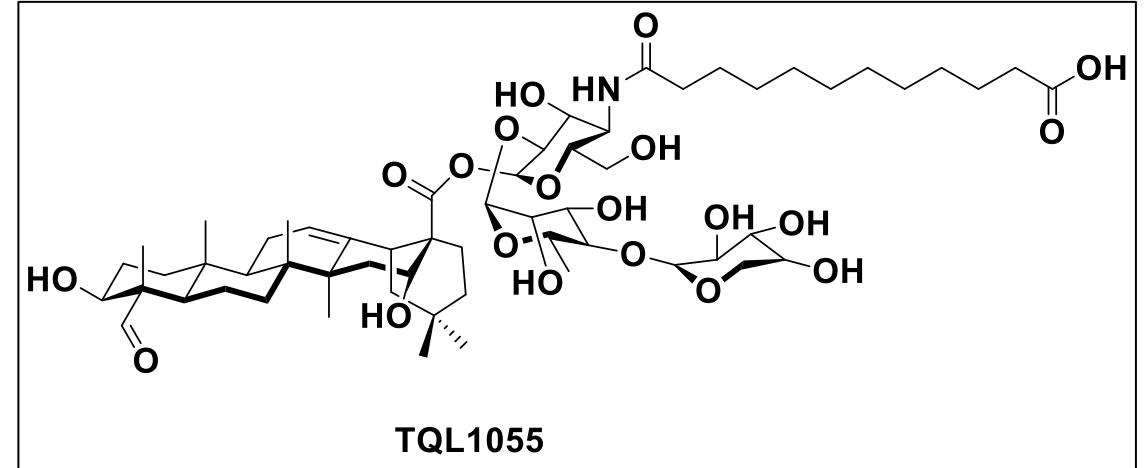
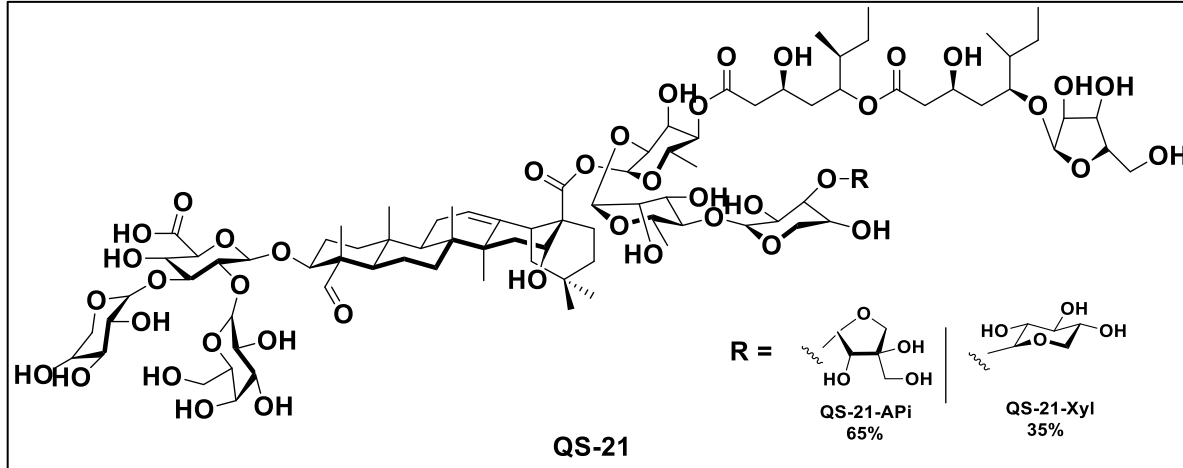
- Goal is to become “self-sufficient” and make it available for partners interested in adjuvants and formulations.
- Focus on improving the quality, access and affordability of **advanced adjuvants**.
- In-house capabilities:
 - Expertise in chemical synthesis of adjuvants-glycolipids and nucleic acids based.
 - R&D and industrial plants available to produce adjuvants and formulations.
- Adjuvants produced at Maxvax:
 - >20 research-grade adjuvant molecules, covering common classes.
 - IND-ready GMP grade materials:
 - Four adjuvant molecules.
 - Three delivery systems: Aluminum, oil-in-water emulsions, and liposomes.
 - Four combination adjuvants: delivery systems containing one or more molecular adjuvants.

Classes of adjuvant molecules and development status

Adjuvant classes	Method of production	Current batch size	Quality
QS-21	Purified and synthetic	50 g (purified)	GMP
Poly (I:C)	Synthetic	1000 g	
MPL	Synthetic	200 g	
CpG	Synthetic	10g*	
Lipids for liposomes	Synthetic	1000 g	
TLR-7/8 agonists	Synthetic	5 g*	GLP
iNKT class	Synthetic	2 g*	

* Currently at pilot scale and can be scaled up to industrial scale in 6-12 months.

Purified QS-21 (GMP) and its synthetic analogue (GLP)



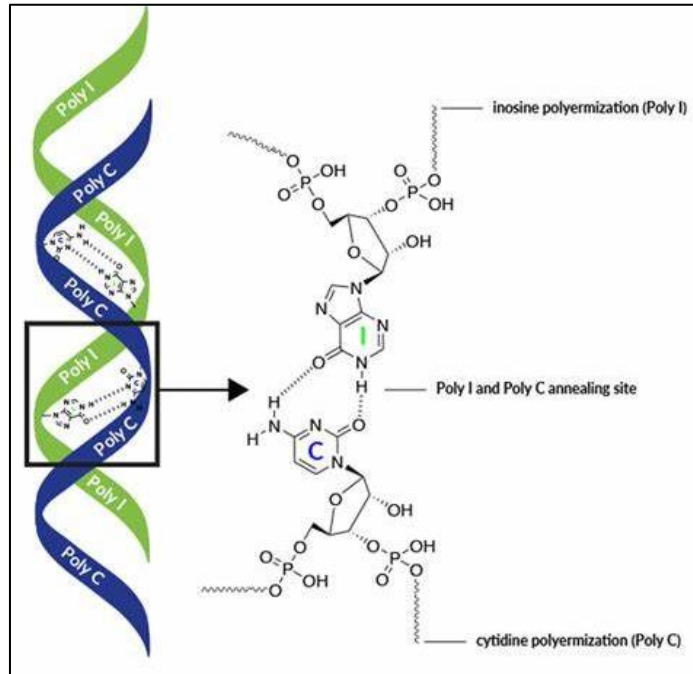
1. Purified from plant extract:

- ① Used in a vaccine in phase II study.
- ② 50 g (GMP) batch size equivalent to 1 million doses.

2. Synthetic QS-21 analogue:

- ① Research material available (GLP)
- ② GMP material anticipated 2024.

Poly (I:C) made under GMP compliance



Molecular structure of poly (I:C)

Background:

- TLR-3 ligand stimulating Th1 responses.
- API in a licensed drug for treating shingles and chronic hepatitis B in China.

Maxvax's project:

- Optimal molecular weight, stability, and low endotoxin.
- Batch size: 1 kg (GMP) equivalent to **2 million doses**.
- Used in a vaccine candidate in Phase II studies.

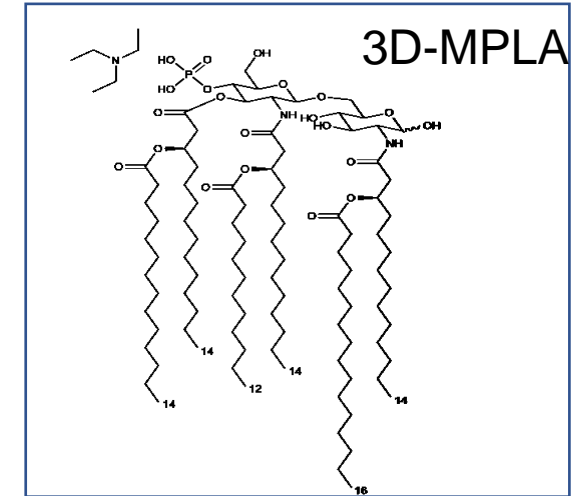
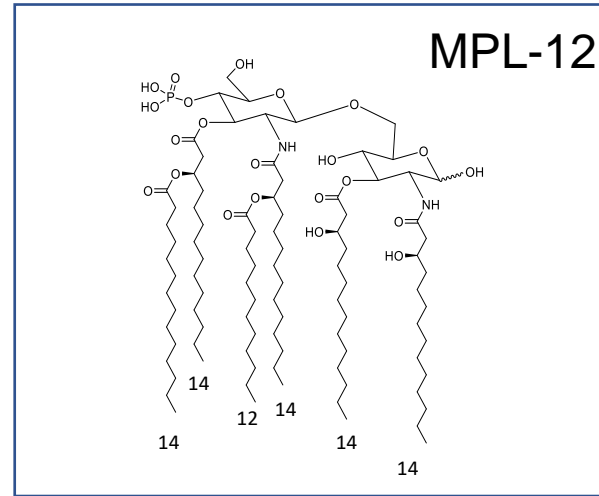
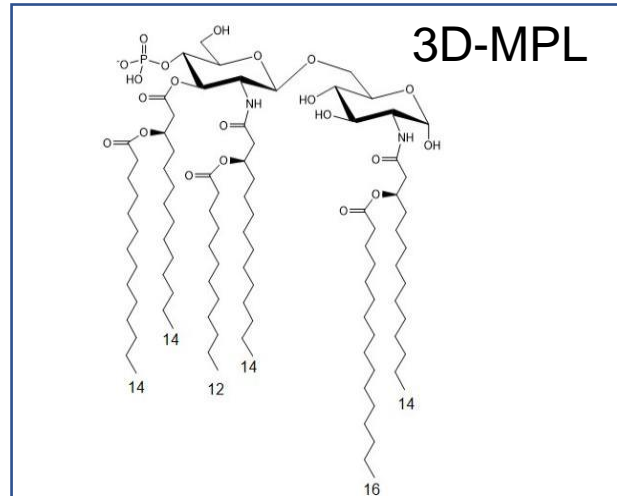
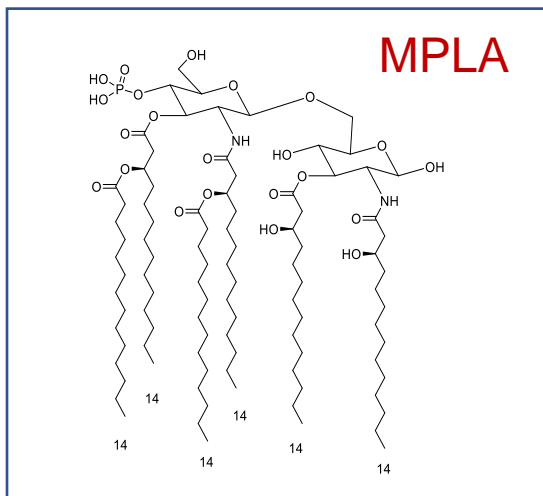
Synthetic TLR-4 agonists made under GMP compliance

1. Maxvax's project:

- Four synthetic MPL molecules have been made (see structures below) for research use.
- GMP MPLA is made at a 200 g batch size. IND planned for China in 2023. Plan to file DMF in US and China.

2. Comparison of MPL production technologies:

Technology	compositions	Batch size	Batch-to-batch consistency
Fermentation and purification	Mixture	10s g	Difficulty to control
Synthetic	Single molecule	200 g (4 million doses)	Easier to control and scale-up



Synthetic TLR-9 agonists made under GMP compliance

Background:

- CpG oligo is an adjuvant component in licensed vaccines against hepatitis B and COVID-19.
- Some of the CpG oligo IP is off patent.

Maxvax's program:

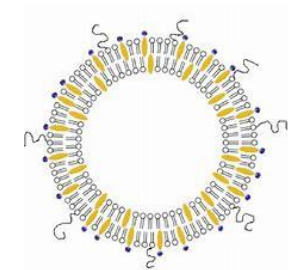
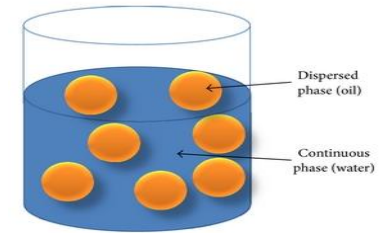
- Two synthetic CpG oligos (Sequences 1018 and 7909) have been made under GMP compliance for R&D use.
- Current scale is at 10 g batch size and can be scaled up to kg batch size in 6 months.
- **Annual capacity (planned) is 200 kg (100 million doses).**

CpG ODN 1018: **5' -TGA CTG TGA ACG TTC GAG ATG A -3'**

CpG OND 7909 (or 2006): **5'-TCG TCG TTT TGT CGT TTT GTC GTT-3 '**

Delivery systems made under GMP compliance

Delivery systems	Current batch size (commercial scale)	equivalent to vaccine dose	Quality
Aluminum hydroxide	500 liters	2.5 million doses	GMP
Oil-in-water emulsions	120 liters	0.5 million doses	
Liposomes	300 liters	1.2 million doses	




Combination adjuvants (adjuvant molecule+ delivery system) made under **GMP** compliance

Formulation codes	Immuno-profile promoted by these formulations	Development status (of applied vaccines)
MA130A (oil-in-water emulsion+1 adjuvant)	Antibodies	Pre-clinical
MA103 (liposome + 1 adjuvant)	Antibodies, CD4 ⁺ T cells	IND
MA105 (liposome + 2 adjuvants)	Antibodies, CD4 ⁺ T cells (CD8 ⁺ T cells?)	Phase II
AYK103 (liposome + 2 adjuvants)	M1, CD4 ⁺ , CD8 ⁺ T cells	Investigator-sponsored clinical study (Solid tumors)

Maxvax facilities

Vaccine R&D center-Chengdu

- 70K SF, part is GMP
- pilot plants (CHO, *E. coli* and viral vaccines)
- Producing adjuvant formulations and vaccines for Phase I & II vaccine studies.



Adjuvant R&D center-Shanghai

- 18K SF; operational since 2022
- Adjuvant R&D center



Industrial vaccine manufacturing plant-Shanghai


- 120K SF, GMP commercial plants
- Producing adjuvant formulations and vaccines at commercial scale.



Industrial adjuvant production plant-Shaoxin

- 30K SF, GMP
- Producing adjuvant raw materials





Maxvax introduction



Adjuvant platform



Partnering opportunities

Partnering opportunities

- Materials and data package are available for research and product development
 - ① Research-grade adjuvant molecules
 - ② GMP-grade adjuvant molecules
 - ③ GMP-grade adjuvant formulations

Thank you for your attention!

Email: bd.dept@maxvax.cn

成都迈科康生物科技有限公司
Maxvax Biotechnology LLC



**WHAT ARE THE MAIN OBSTACLES
AND POTENTIAL SOLUTIONS FOR
KNOWLEDGE SHARING ON
ADJUVANTS?**

DR V. KRISHNA MOHAN



• POTENTIAL OBSTACLES FOR KNOWLEDGE SHARING

- Proprietary information leading to incomplete knowledge transfer
- Adjuvant characterization in the final product will be even more complex, and the complexity depends on the type of antigen.
- Requirement of modifications in the 'know-how' due to complexities involved in scaling up from R&D to large-scale manufacturing.
- GMP Facility Readiness, especially in a pandemic.
- Mandatory requirement of extensive characterization of adjuvant and vaccine, to ensure the safety of the vaccine, making it delay in vaccine development. This extensive characterization may not be available at the R&D stage of development.
- Requirement of Pharmacokinetics/absorption, distribution, metabolism, and excretion studies
- Understanding the mechanism of action of adjuvants with various antigens
- Selection of appropriate adjuvant for the target antigen.

• POTENTIAL SOLUTIONS FOR KNOWLEDGE SHARING

- Mutual Collaboration with consent, having a clear objective of its usage between the partners, focusing on a WIN-WIN approach for both parties
- Working on new adjuvants, specifically, safe, effective, and in the market, with a slight modification.

A decorative graphic on the left side of the slide, consisting of two large, stylized, arrow-like shapes pointing towards each other. The top shape is teal and the bottom shape is cyan. They are set against a light blue background that transitions to white at the top and bottom.

THANK YOU



BILL & MELINDA
GATES *foundation*



GVIRF Webinar
Vaccine Adjuvants for Global Health
September 13th, 2023 09:00-12:30 EDT

Session I: Global Demand for Vaccine Adjuvants

122 YEARS OF INSTITUTO BUTANTAN

We at Instituto Butantan
work tirelessly at the
service of life



122
years



PRODUCTION OF **SERA AND VACCINES**

100%
80 million

of the **FLU VACCINES**
distributed to the Brazilian
public health system (SUS)



- ✓ One of the Largest producers of immunobiologicals in Latin America.
- ✓ TIV-IB: Vaccine prequalification by WHO in 2021.
- ✓ Capacity to produce 120 million doses of Influenza Vaccine.
- ✓ PAHO and UNICEF supplier

Production of IB160, a squalene based oil in water emulsion adjuvant: Phase 1 studies with influenza A/H7N9

Preparedness for a pandemic influenza A/H7N9

PLOS ONE

PLOS ONE

RESEARCH ARTICLE

Preparedness against pandemic influenza: Production of an oil-in-water emulsion adjuvant in Brazil

Milena Apetito Akamatsu^{1*}, Vitor Anselmo Sakihara¹, Bianca Pereira Carvalho¹, Aline de Paiva Abrantes¹, Maria A. Sakauchi Takano¹, Eduardo Alfredo Adami², Fernando Seiji Yonehara³, Patrícia dos Santos Carneiro³, Stefanni Rico⁴, Alessandra Schanoski⁴, Maurício Meros⁵, Adrian Simpson⁶, Tony Phan⁶, Christopher B. Fox⁶, Paulo Lee Ho^{1*}

1 Divisão BioIndustrial, Serviço de Bacteriologia, Instituto Butantan, São Paulo, Brazil, **2** Divisão BioIndustrial, Laboratório de Influenza, Instituto Butantan, São Paulo, Brazil, **3** Controle de Qualidade, Instituto Butantan, São Paulo, Brazil, **4** Laboratório de Bacteriologia, Instituto Butantan, São Paulo, Brazil, **5** Divisão BioIndustrial, Instituto Butantan, São Paulo, Brazil, **6** Infectious Disease Research Institute, Seattle, Washington, United States of America

* milena.akamatsu@butantan.gov.br (MAA); paulo.ho@butantan.gov.br (PLE)

RESEARCH ARTICLE

Dose-sparing effect of two adjuvant formulations with a pandemic influenza A/H7N9 vaccine: A randomized, double-blind, placebo-controlled, phase 1 clinical trial

Tazio Vanni¹, Beatriz C. Thomé¹, Erin Sparrow², Martin Friede², Christopher B. Fox³, Anna Marie Beckmann³, Chuong Huynh⁴, Gabriella Mondini¹, Daniela H. Silveira¹, Juliana Y. K. Viscondi¹, Patrícia Emilia Braga¹, Anderson da Silva¹, Maria da Graça Salomão¹, Roberta O. Piorelli¹, Joane P. Santos¹, Vera Lúcia Gattás¹, Maria Beatriz B. Lucchesi¹, Mayra M. M. de Oliveira¹, Marcelo E. Koike¹, Esper G. Kallas⁵, Lucia M. A. Campos⁶, Eduardo B. Coelho⁷, Marilda A. M. Siqueira⁸, Cristiana C. Garcia⁸, Milene Dias Miranda⁸, Terezinha M. Paiva⁹, Maria do Carmo S. T. Timenetsky⁹, Eduardo A. Adami¹, Milena A. Akamatsu¹, Paulo Lee Ho¹, Alexander R. Precioso^{1,6*}

1 Instituto Butantan, São Paulo, Brazil, **2** World Health Organization, Geneva, Switzerland, **3** Infectious Disease Research Institute, Seattle, WA, United States of America, **4** Biomedical Advanced Research and Development Authority, Washington, DC, United States of America, **5** Clinics Hospital of the School of Medicine of University of São Paulo, São Paulo, Brazil, **6** Child Institute of the Clinics Hospital of the School of Medicine of University of São Paulo, São Paulo, Brazil, **7** Clinics Hospital of the Medical School of Ribeirão Preto of the University of São Paulo, Ribeirão Preto, Brazil, **8** Oswaldo Cruz Foundation, Rio de Janeiro, Brazil, **9** Adolfo Lutz Institute, São Paulo, Brazil



QUESTION BY THE AUDIENCE

Is it better to look for newer adjuvant systems or modify the currently available ones to increase productivity and availability?

- Depends...case by case evaluation

- producer of well established adjuvant with volume capability for the market
- producer of well established adjuvant with no volume capability for the market
- antigen for vaccine development (humoral - correlates of protection)
- antigen for vaccine development (cellular and humoral - correlates of protection)



THANK YOU!

FOR TAKING THE TIME AND
TRUSTING OUR WORK

