






Legend

-  Municipal Boundary
-  Hydrology
-  FEMA Floodplain Added, March,16 2015 to March 24, 2015 DRAFT
-  FEMA Floodplain Removed, March,16 2015 to March 24, 2015 DRAFT
-  FEMA Floodplain Stayed the Same, March,16 2015 to March 24, 2015 DRAFT

**March 16, 2015 vs. March 24, 2015
DRAFT FEMA Mapping
DOYLESTOWN BOROUGH, BUCKS COUNTY, PA**

 **GILMORE & ASSOCIATES, INC.**
ENGINEERING & CONSULTING SERVICES
65 E. BUTLER AVE. SUITE 100, NEW BRITAIN, PA 18901-5106 - (215) 345-4330
www.gilmore-assoc.com

JOB NO: 15-01009 DATE: JULY 2015 