



# City of York Council

## Job Seekers Allowance and Universal Credit Claimants

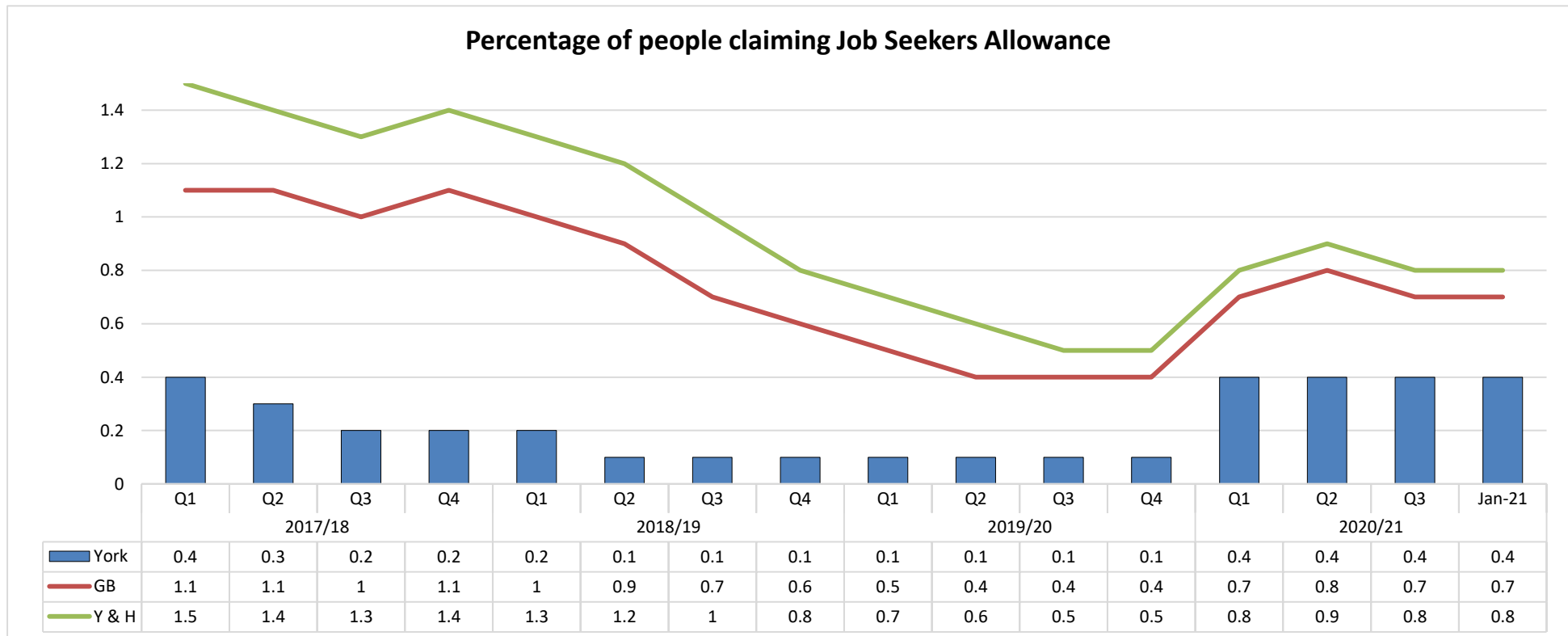
January 2021

# Job Seekers Allowance

## January 2021

### York overall picture:

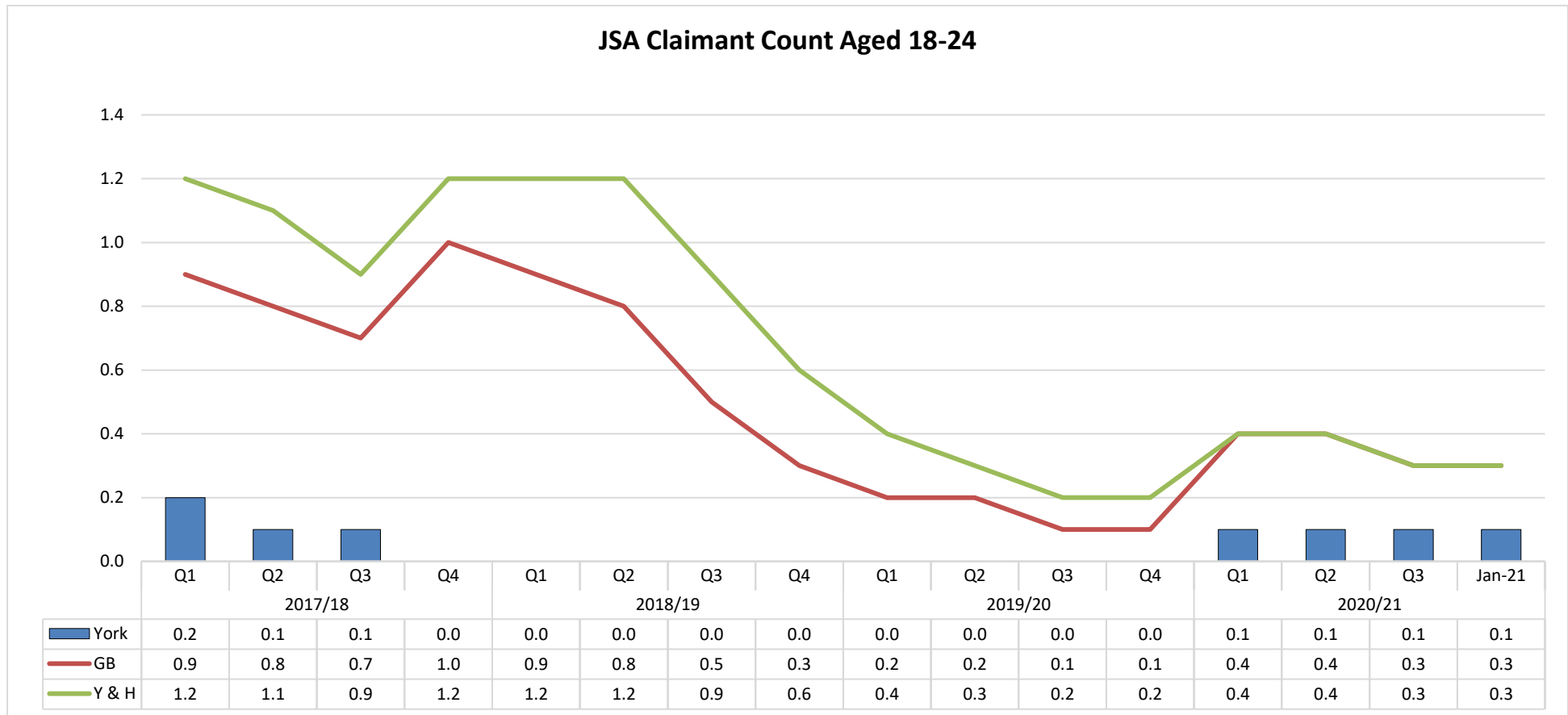
- The JSA claimant count for York in January 2021 is 520.
- In March 2019 the figure was 180, which is an increase of 188.9% .
- This represents 0.4% of the working age population.
- The region stands at 0.8% and GB at 0.7%.
- The highest JSA claimant count in York in the past 10 years (from January 2011) is from February 2010 with a figure of 4,110 or 3.1% of the working age population.



Source: [nomis](https://www.nomis.gov.uk/) - official labour market statistics (ONS)

## JSA Claimants 18 - 24 years old

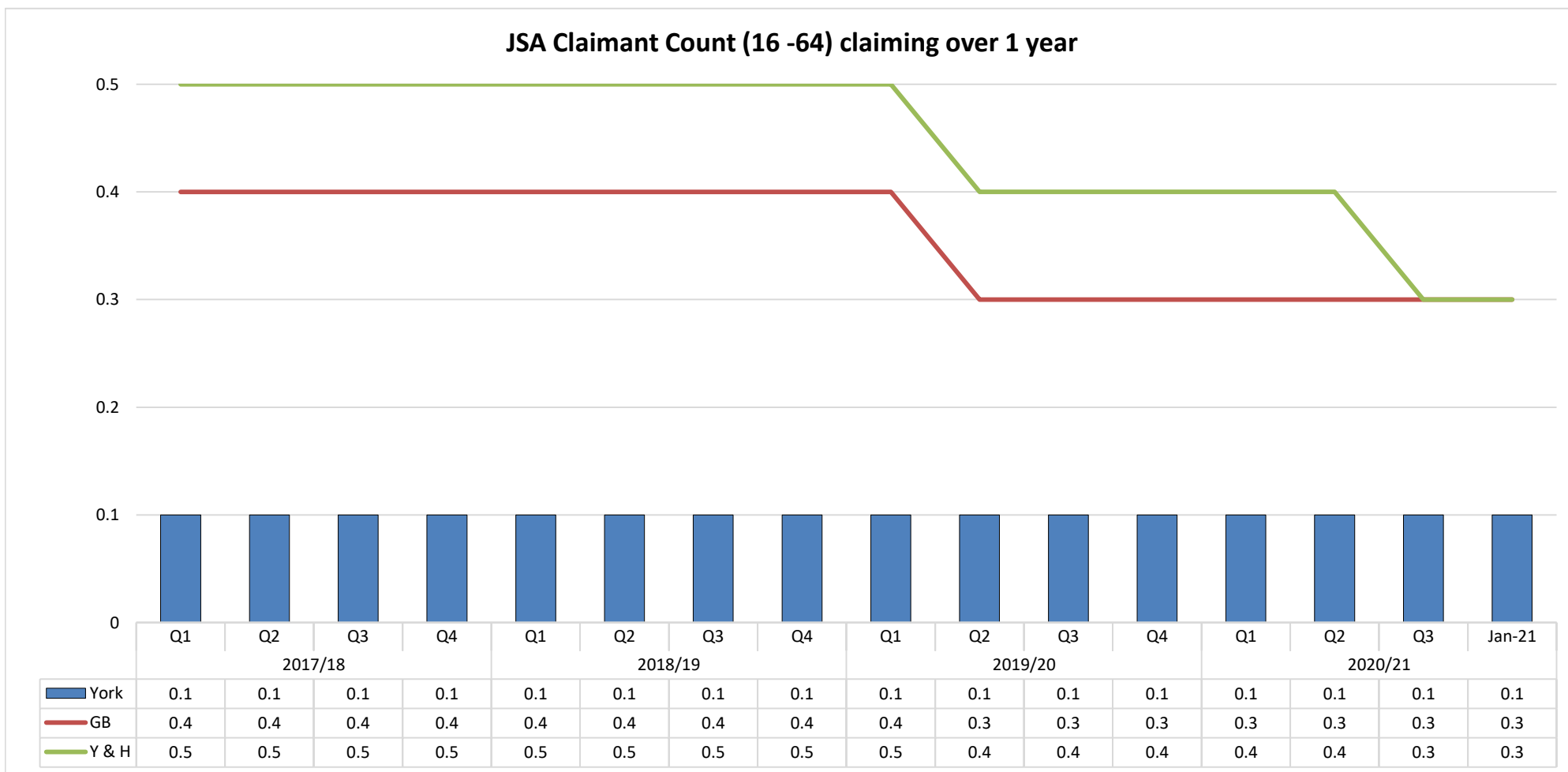
- In January 2021 the total number of claimants (18-24) stood at 30, an increase of 30 from March 2019.
- This represents 0.1% of the working age population.
- The region stands at 0.3% and GB at 0.3%.



Source: [nomis - official labour market statistics \(ONS\)](https://www.nomis.gov.uk/)

## JSA Claimants out of work for over one year

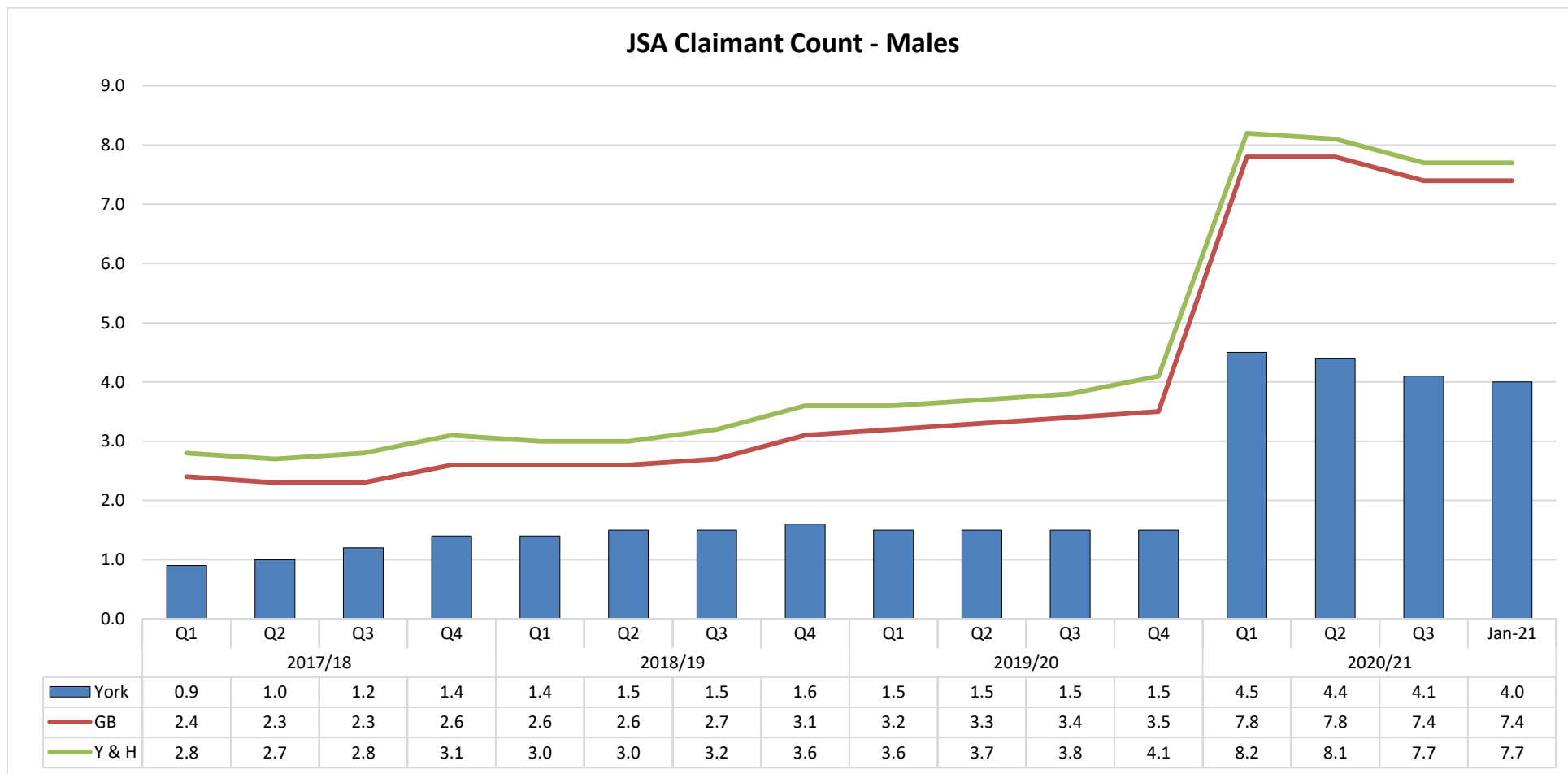
- Claimants out of work for over one year, showed no change from last month, 5 less than one year ago - a 5.0% decrease.
- This represents 0.1% of the working age population who were out of work for over 1 year.
- The region stands at 0.3% and GB at 0.3%.



Source: [nomis - official labour market statistics \(ONS\)](#)

## JSA Male Claimant Count

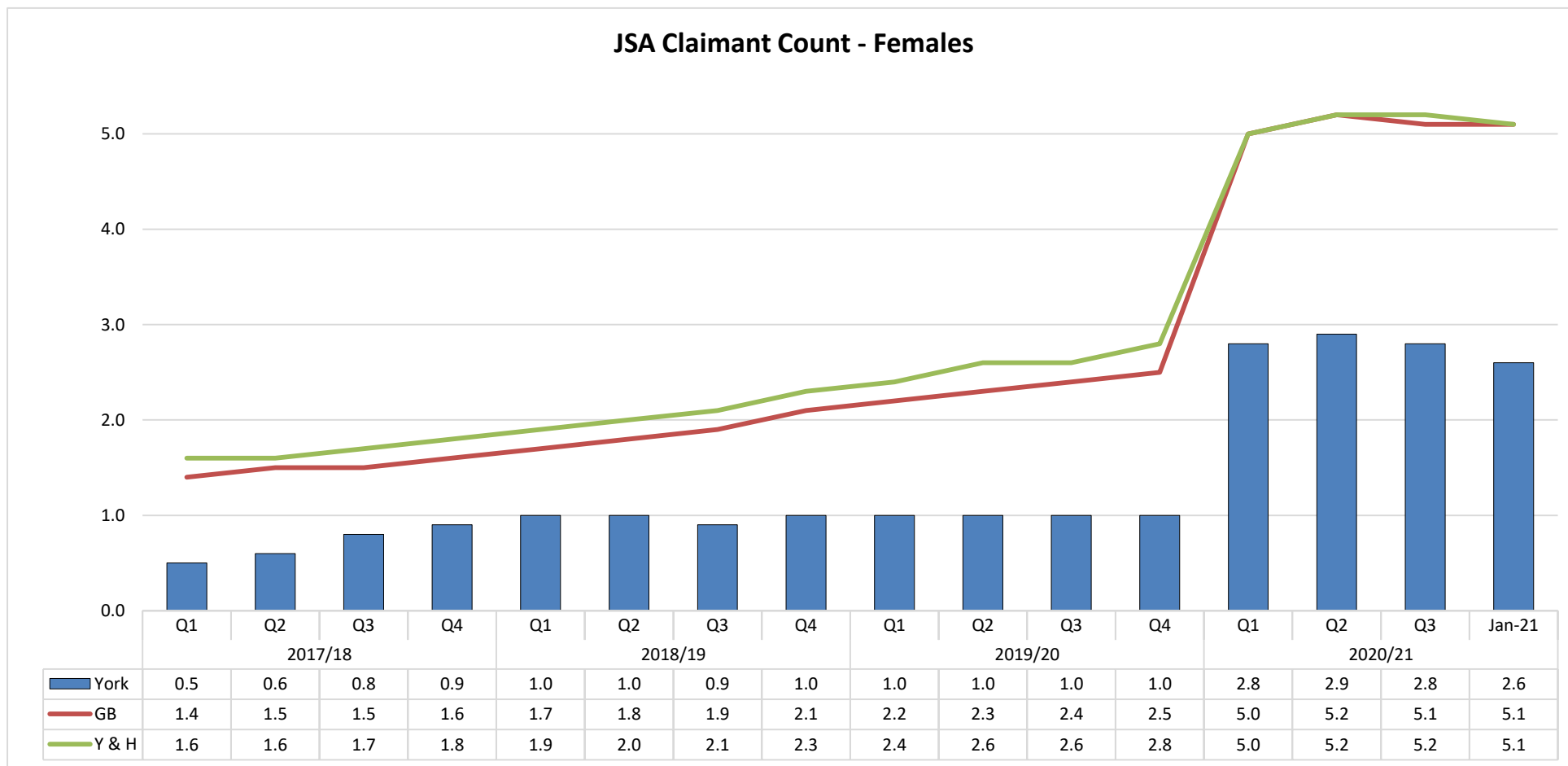
- Male Claimants have increased by 25 from last month, totalling 275, 165 more than one year ago - a 150.0% increase.
- This represents 4.0 % of the male working age population.
- The region stands at 7.7% and GB at 7.4%.



Source: [nomis - official labour market statistics \(ONS\)](https://www.nomis.gov.uk)

## JSA Female Claimants

- Female Claimants have increased by 5 from last month, totalling 245, 175 more than one year ago - a 250.0% increase.
- This represents 2.6 % of the female working age population.
- The region stands at 5.1% and GB at 5.1%.



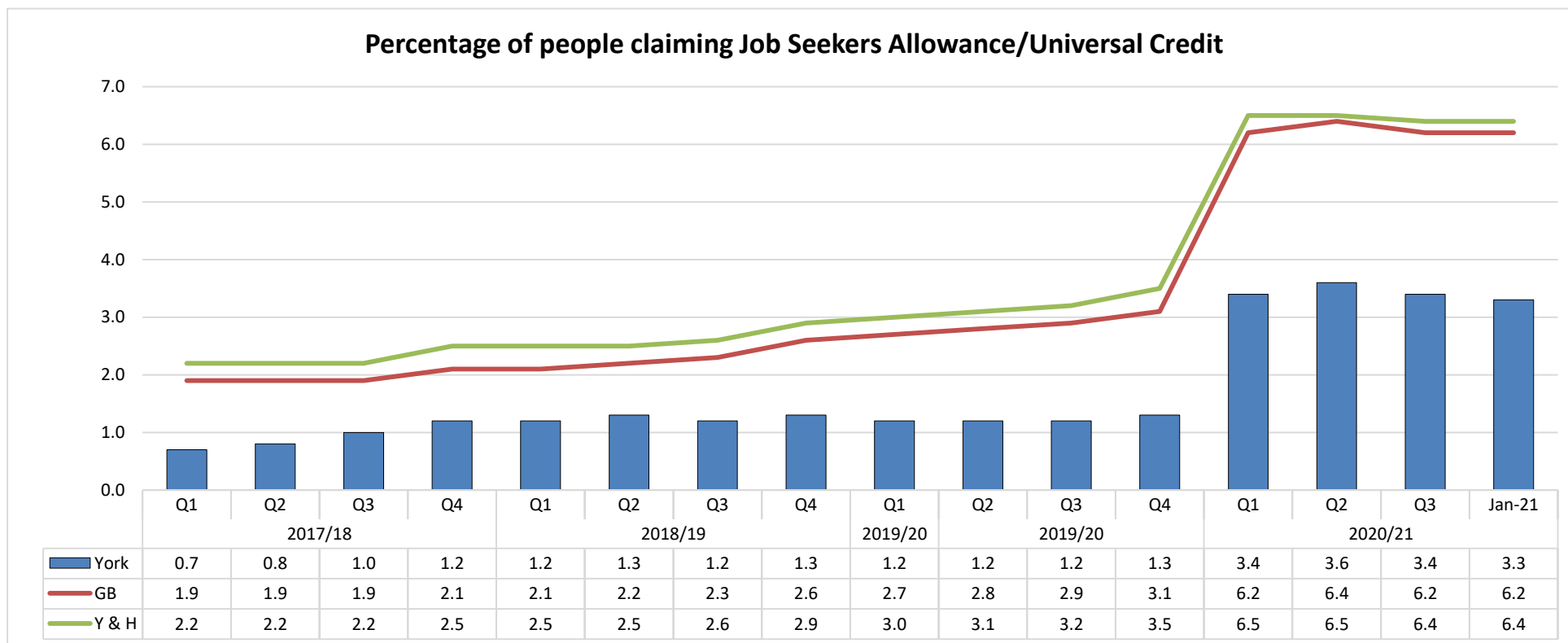
Source: [nomis - official labour market statistics \(ONS\)](https://www.nomis.gov.uk/)

## Job Seekers Allowance and Universal Credit Claimants

January 2021

### York Jobseekers Allowance/Universal Credit overall picture:

- The JSA/UC claimant count for York in January 2021 is 4,625.
- In March 2019 the figure was 1845, this is an increase of 2780 (150.7%).
- This represents 3.3% of the working age population.
- The region stands at 6.4% and GB at 6.2%.
- The highest JSA/UC claimant count in York in the past 4 years (from January 2017) is from August 2020 with a figure of 5,080 or 3.7% of the working age population.

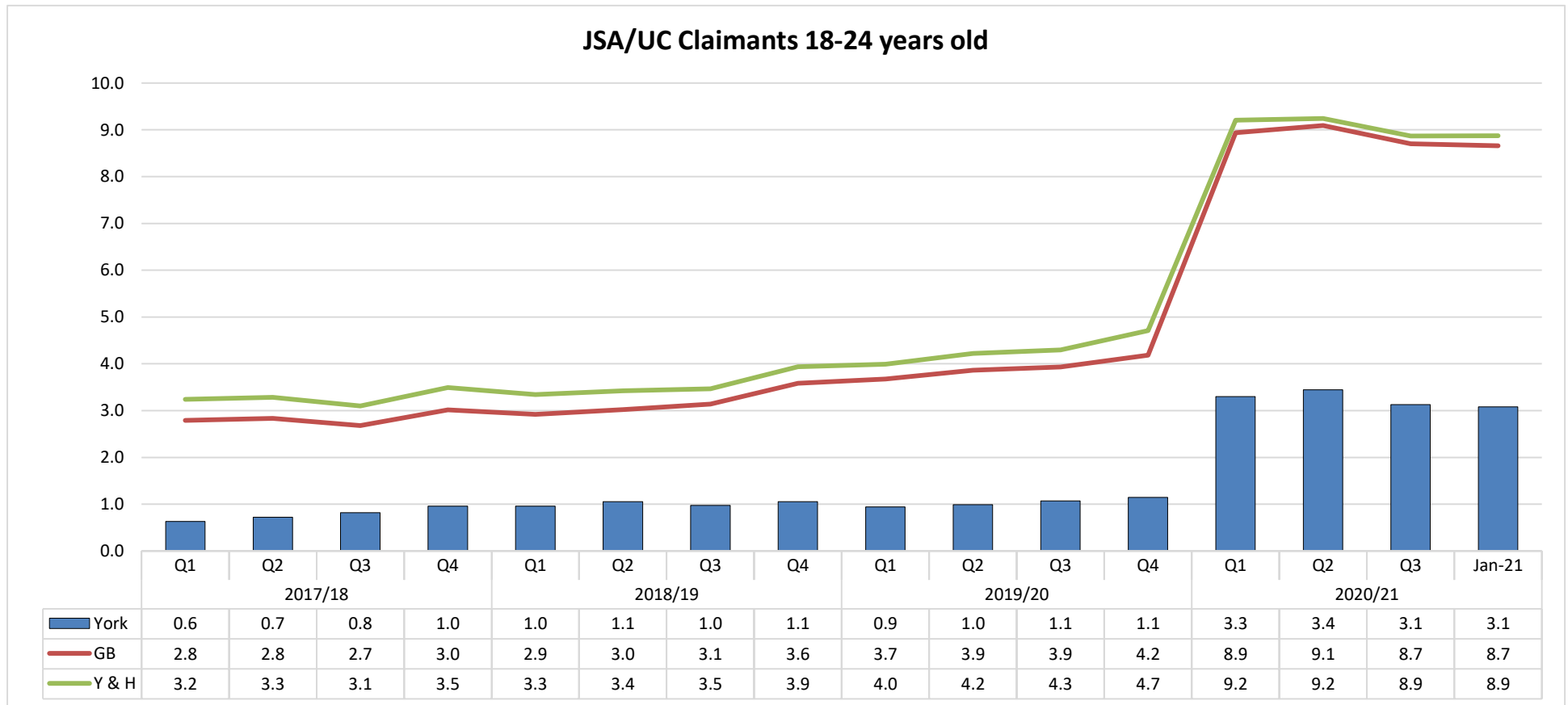


Source: nomis - official labour market statistics (ONS)

## Job Seekers Allowance and Universal Credit Claimants

### JSA/UC Claimants 18 - 24 years old

- In January 2021 the total number of claimants (18-24) stood at 980, a reduction of 15 (a 1.5% decrease) from December 2020.
- This represents 3.1% of the working age population.
- The region stands at 8.9% and GB at 8.7%.



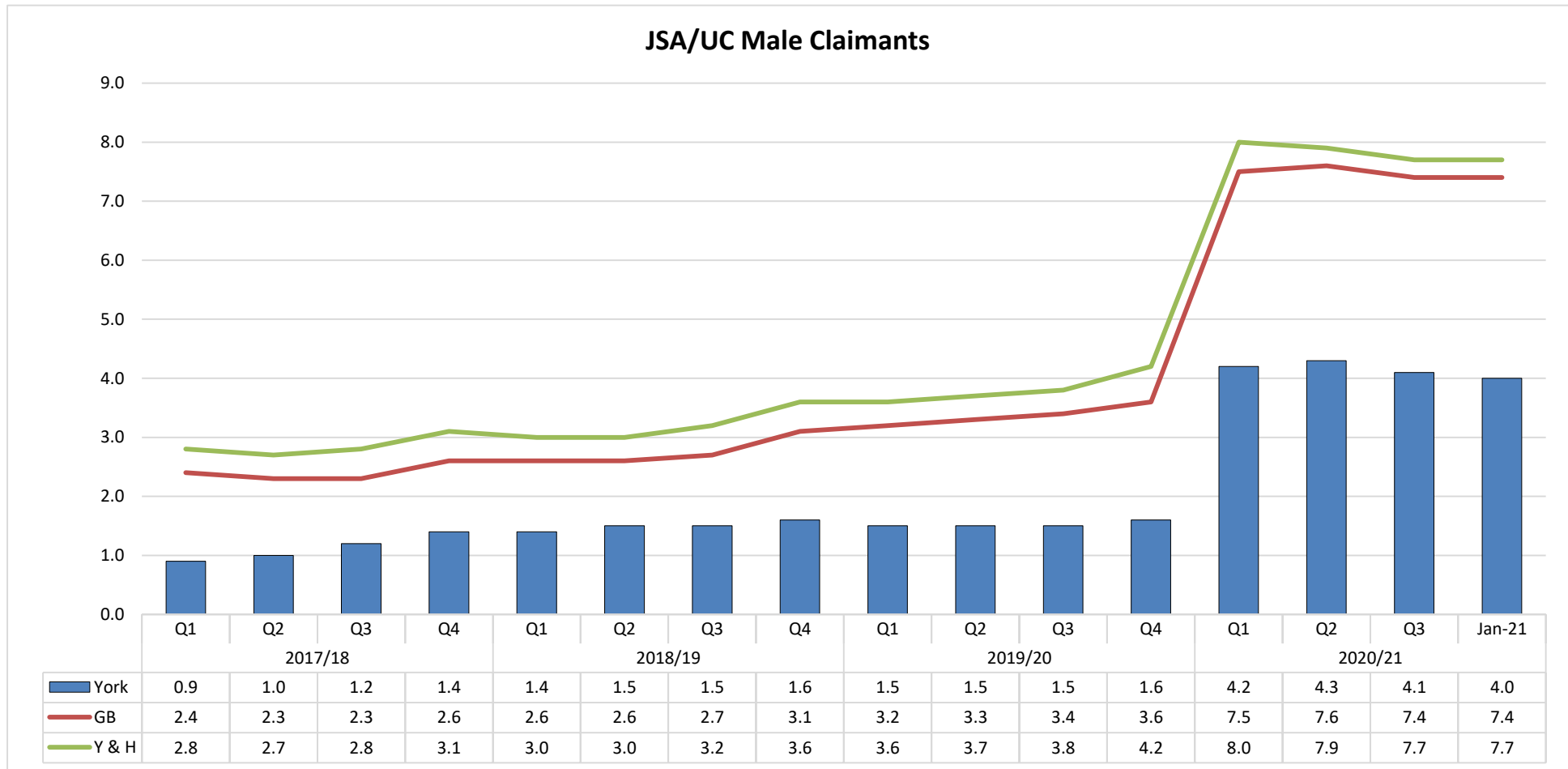
[Source: nomis - official labour market statistics \(ONS\)](#)



# Job Seekers Allowance and Universal Credit Claimants

## JSA/UC Male Claimant Count

- Male Claimants have decreased by 30 from last month, totalling 2,775, 1,645 more than one year ago - a 145.6% increase.
- This represents 4.0 % of the male working age population.
- The region stands at 7.7% and GB at 7.4%.

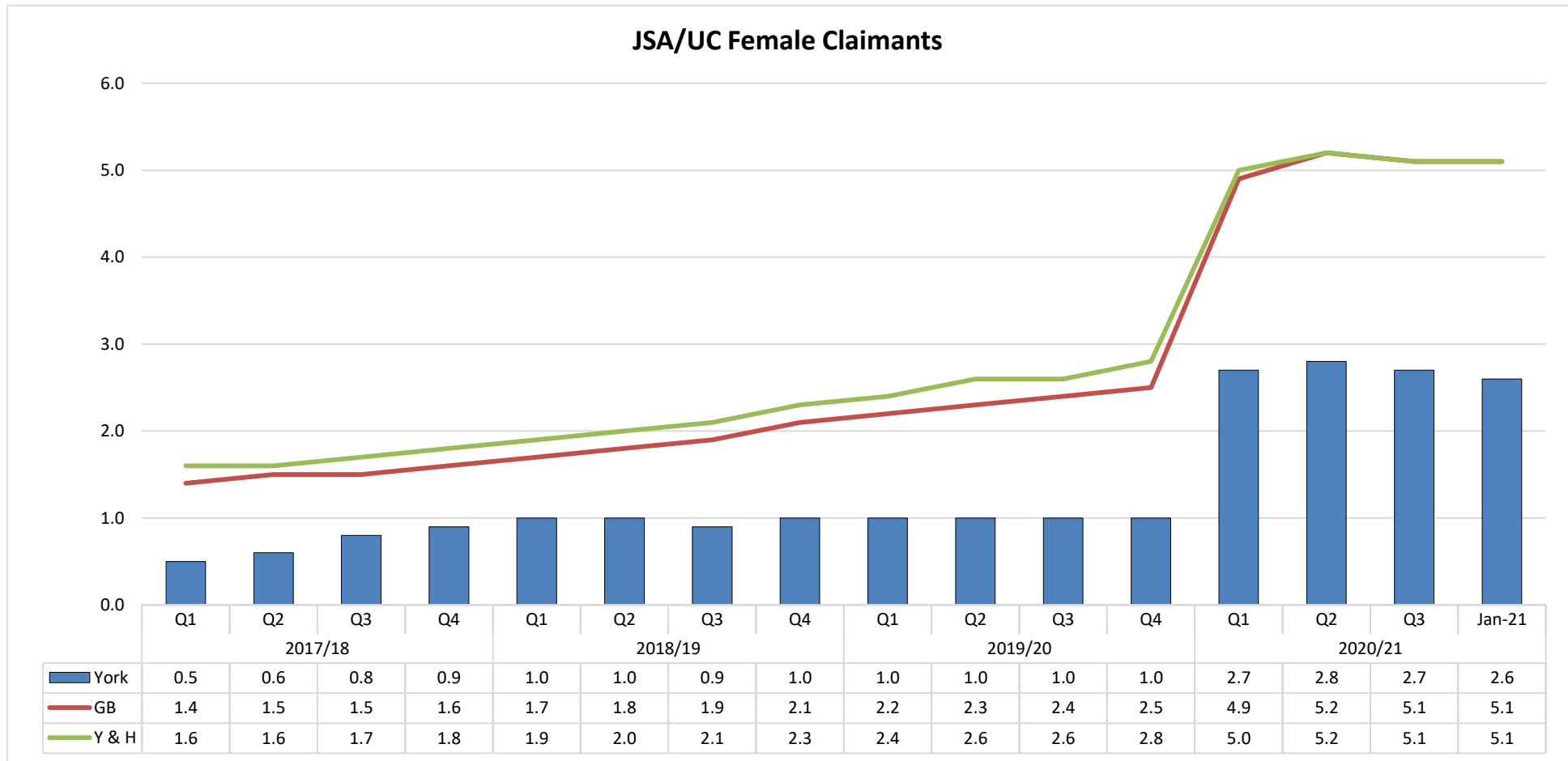


Source: [nomis - official labour market statistics \(ONS\)](https://nomis.digital)

# Job Seekers Allowance and Universal Credit Claimants

## JSA/UC Female Claimants

- Female Claimants have decreased by 55 from last month, totalling 1,850, 1,140 more than one year ago - a 160.6% increase.
- This represents 2.6 % of the female working age population.
- The region stands at 5.1% and GB at 5.1%.



Source: [nomis - official labour market statistics \(ONS\)](#)

## Job Seekers Allowance and Universal Credit Claimants

### York Wards

Below are the claimant count for Wards comparing the latest available data with the previous month and the previous year.

#### Job Seekers Allowance And Universal Credit Claimants - Ward Analysis (Jan 2021) Total JSA and U/C Claimants

Ward	January 2021		December 2020		January 2020	
Westfield	6.0	530	6.1	545	2.7	240
Clifton	4.6	450	4.6	470	1.9	195
Holgate	4.4	445	4.6	445	1.9	185
Heworth	4.4	380	4.4	400	1.8	165
Micklegate	4.0	375	3.8	355	1.4	130
Acomb	3.6	320	3.7	325	1.3	135
Huntington & New Earswick	3.5	260	3.6	265	1.3	95
Dringhouses & Woodthorpe	3.4	260	3.6	265	1.2	105
Guildhall	3.1	235	3.2	245	1.3	80
Rawcliffe & Clifton Without	2.8	225	2.9	235	1.0	80
Heworth Without	2.7	210	2.4	205	1.0	70
Osbalwick & Derwent	2.5	200	2.5	210	0.7	75
Fulford & Heslington	2.5	150	2.7	140	0.7	40
Fishergate	2.5	120	2.5	120	0.9	35
Haxby & Wigginton	2.4	110	2.3	125	0.6	40
Bishophorpe	2.4	100	2.4	100	0.8	30
Strensall	2.2	60	2.5	50	0.8	20
Rural West York	2.2	55	2.3	60	0.7	15
Hull Road	2.1	50	2.1	50	0.8	15
Wheldrake	1.9	45	2.0	50	0.5	15
Copmanthorpe	1.8	40	2.1	50	0.5	10

[Source: nomis - official labour market statistics \(ONS\)](#)

Under Universal Credit a broader span of claimants are required to look for work than under Jobseeker's Allowance. As Universal Credit Full Service is rolled out in particular areas, the number of people recorded as being on the Claimant Count is therefore likely to rise.

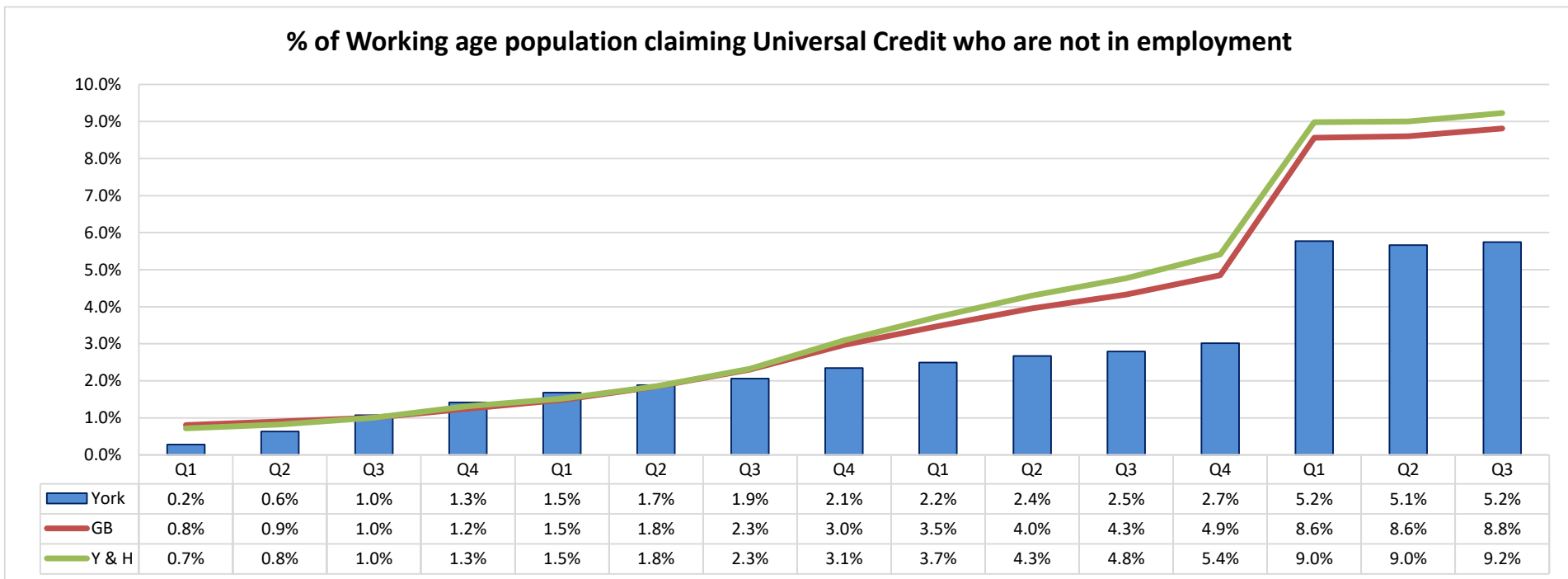
## Job Seekers Allowance

### Universal Credit Claimants

The JSA figures should be viewed in the context of the number of people receiving Universal Credit in York increasing from 13,137 in December to 13,238 in January. Under Universal Credit a broader span of claimants are required to look for work than under Jobseekers Allowance. As Universal Credit Full Service is rolled out in particular areas, the number of people recorded as being on the Claimant Count is therefore likely to rise.

Of which, in December, 7,180 were not in employment. The January figures will not be released until next month.

On 12 July 2017 Universal Credit became available to parents and couples in the York area, until this date Universal Credit was only available to single job seekers in the area. From November 2019 the provisional figures will show the total of those claiming Universal Credit. A breakdown will only be shown when the figures are revised.



Source: [nomis - official labour market statistics \(ONS\)](#)

Following the introduction of Universal Credit, the claimant count takes into account:

- people claiming contribution JSA (this is not affected by the introduction of Universal Credit)
- the figures for Universal Credit are provisional for the current month and may be revised in the next update.