

City of York Council



Job Seekers Allowance and Universal Credit Claimants

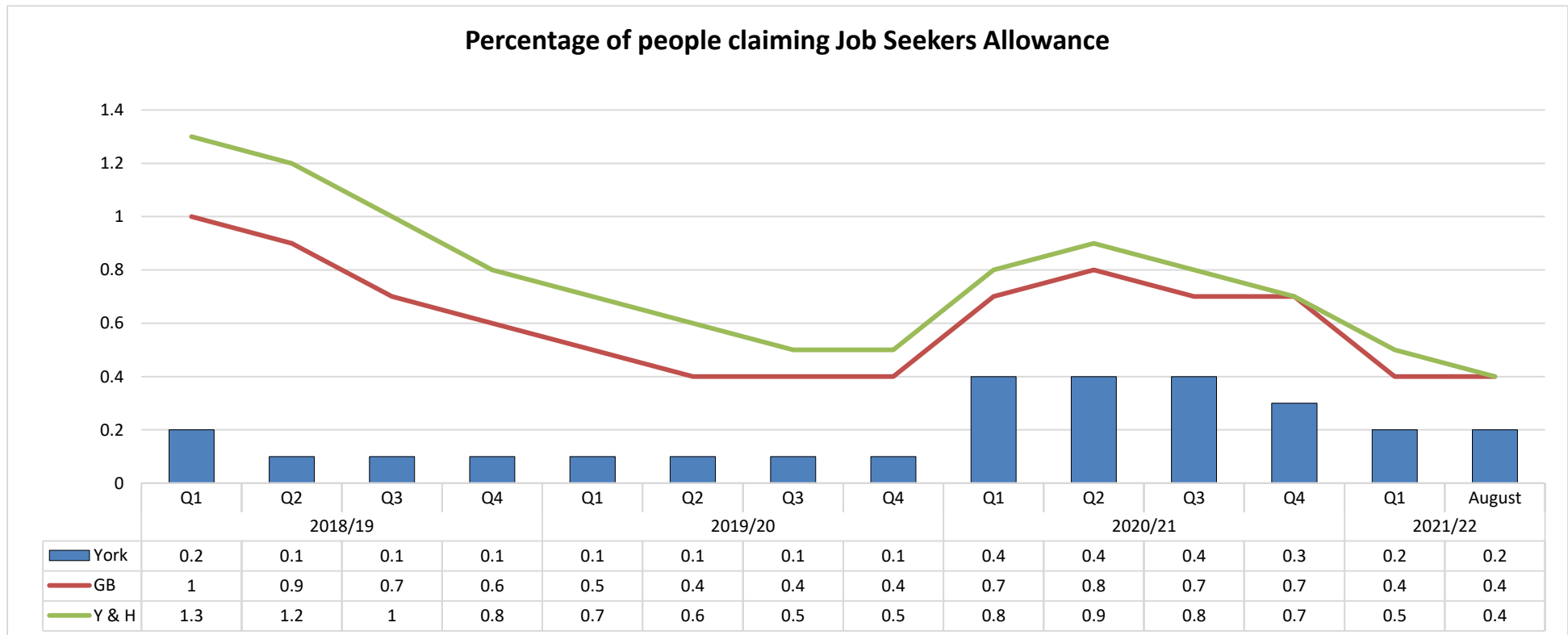
August 2021

Job Seekers Allowance

August 2021

York overall picture:

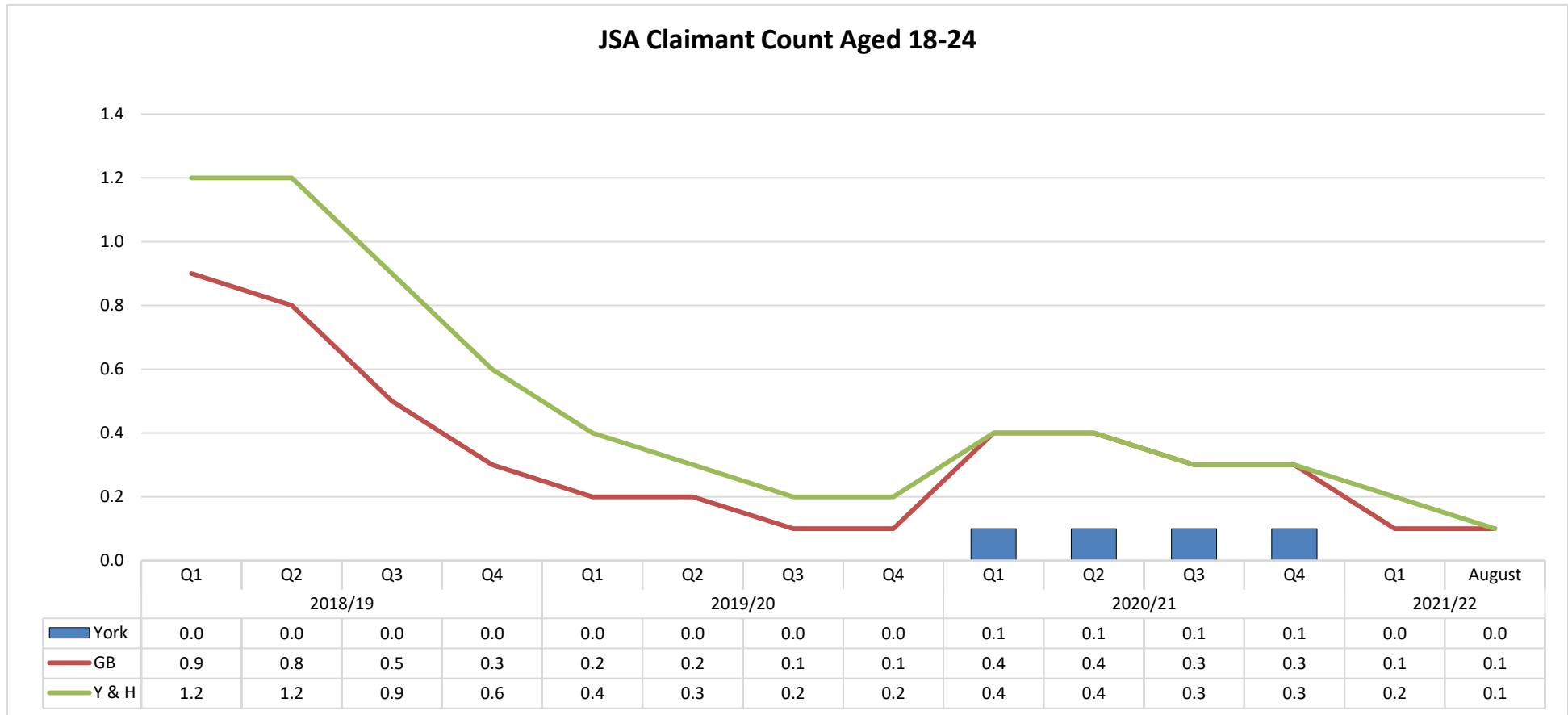
- The JSA claimant count for York in August 2021 is 215.
- In March 2019 the figure was 180, which is an increase of 19.4% .
- This represents 0.2% of the working age population.
- The region stands at 0.4% and GB at 0.4%.
- The highest JSA claimant count in York in the past 10 years (from August 2011) is from February 2012 with a figure of 3,675 or 2.8% of the working age population.



Source: [nomis](https://www.nomis.gov.uk/) - official labour market statistics (ONS)

JSA Claimants 18 - 24 years old

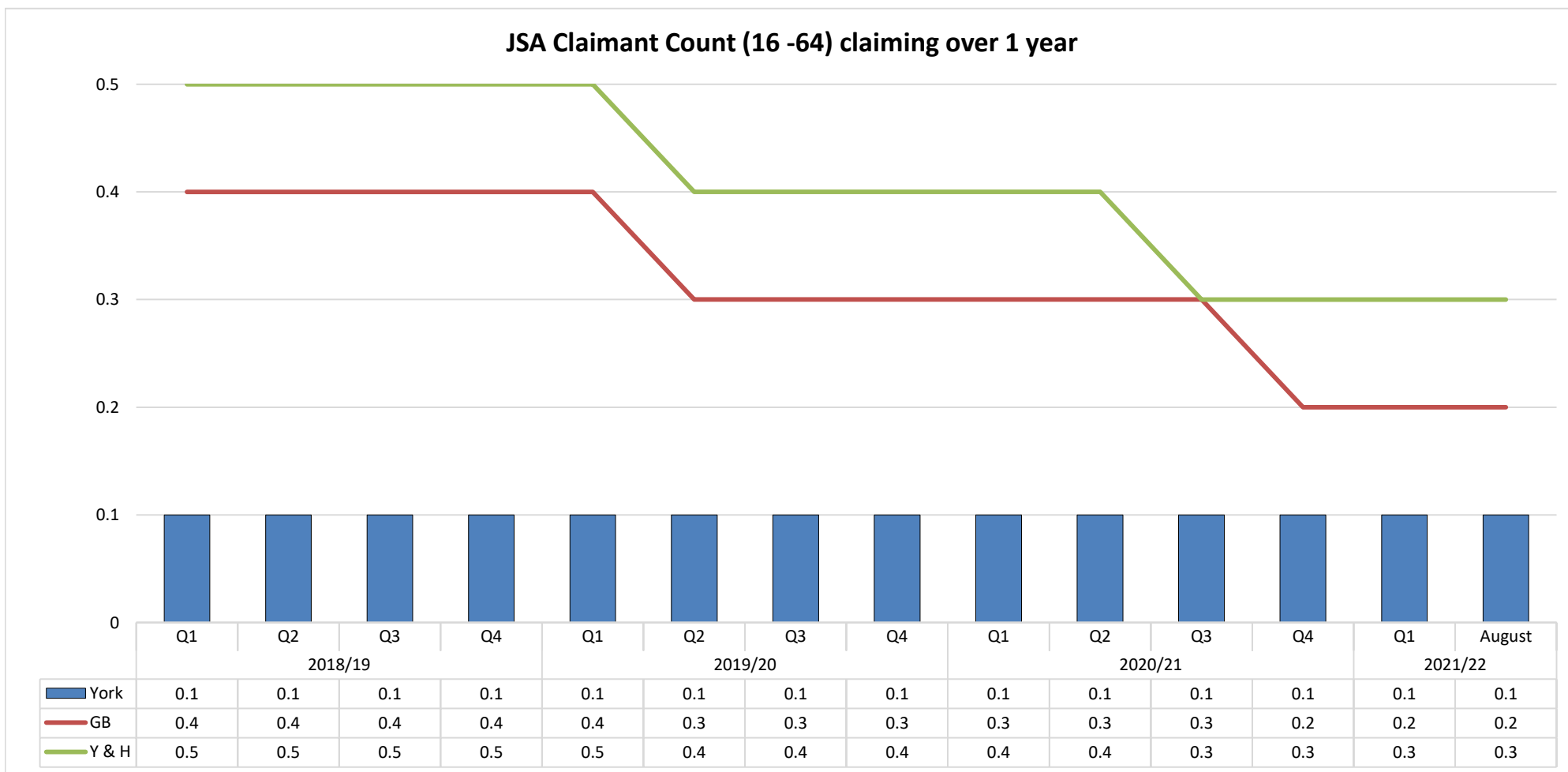
- In August 2021 the total number of claimants (18-24) stood at 10, an increase of 10 from March 2019.
- This represents 0.0% of the working age population.
- The region stands at 0.1% and GB at 0.1%.



Source: [nomis - official labour market statistics \(ONS\)](https://www.nomis.gov.uk)

JSA Claimants out of work for over one year

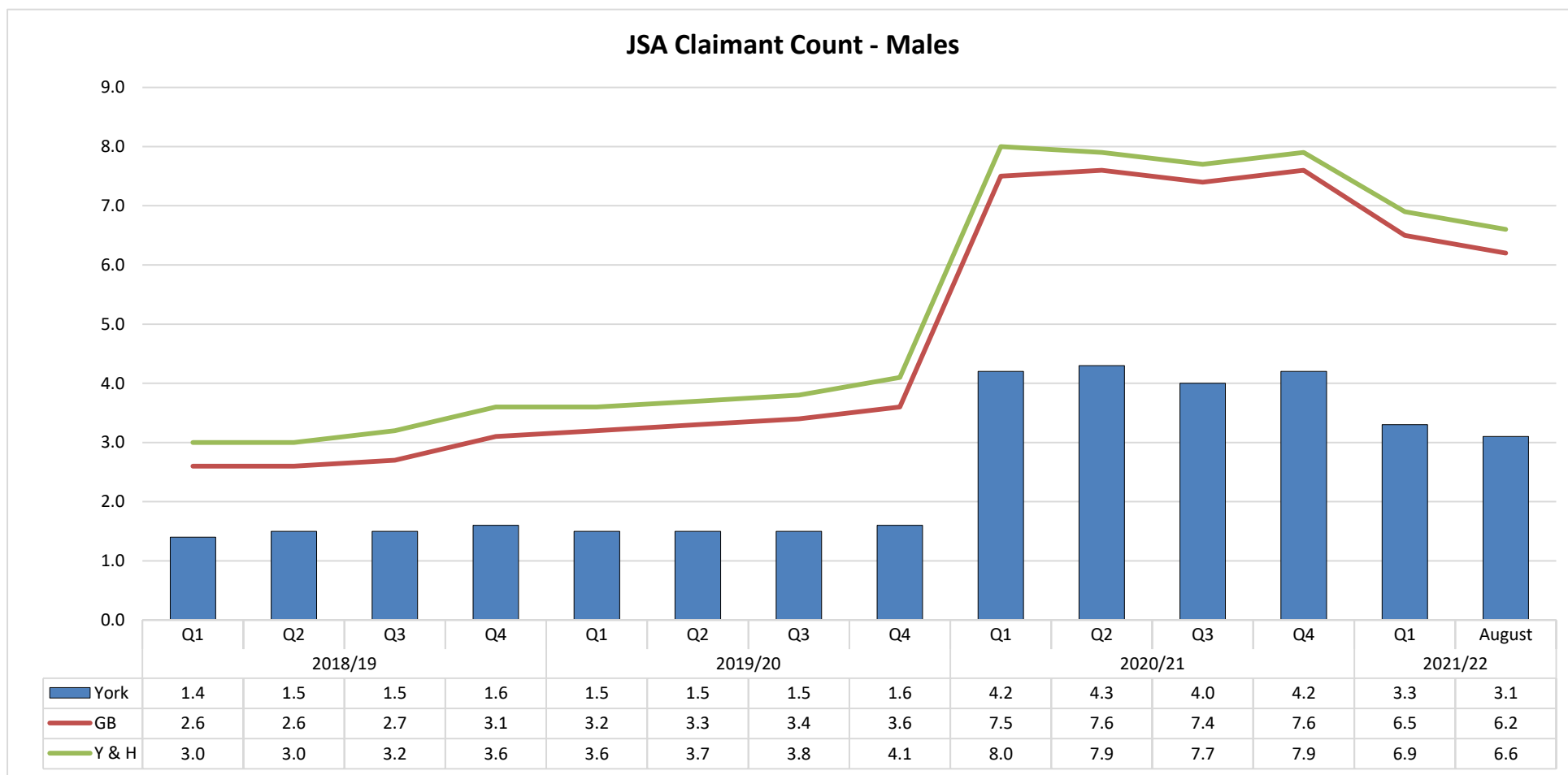
- Claimants out of work for over one year, decreased by 5 from last month, totalling 90, 10 less than one year ago - a 10.0% decrease.
- This represents 0.1% of the working age population who were out of work for over 1 year.
- The region stands at 0.3% and GB at 0.2%.



Source: [nomis - official labour market statistics \(ONS\)](#)

JSA Male Claimant Count

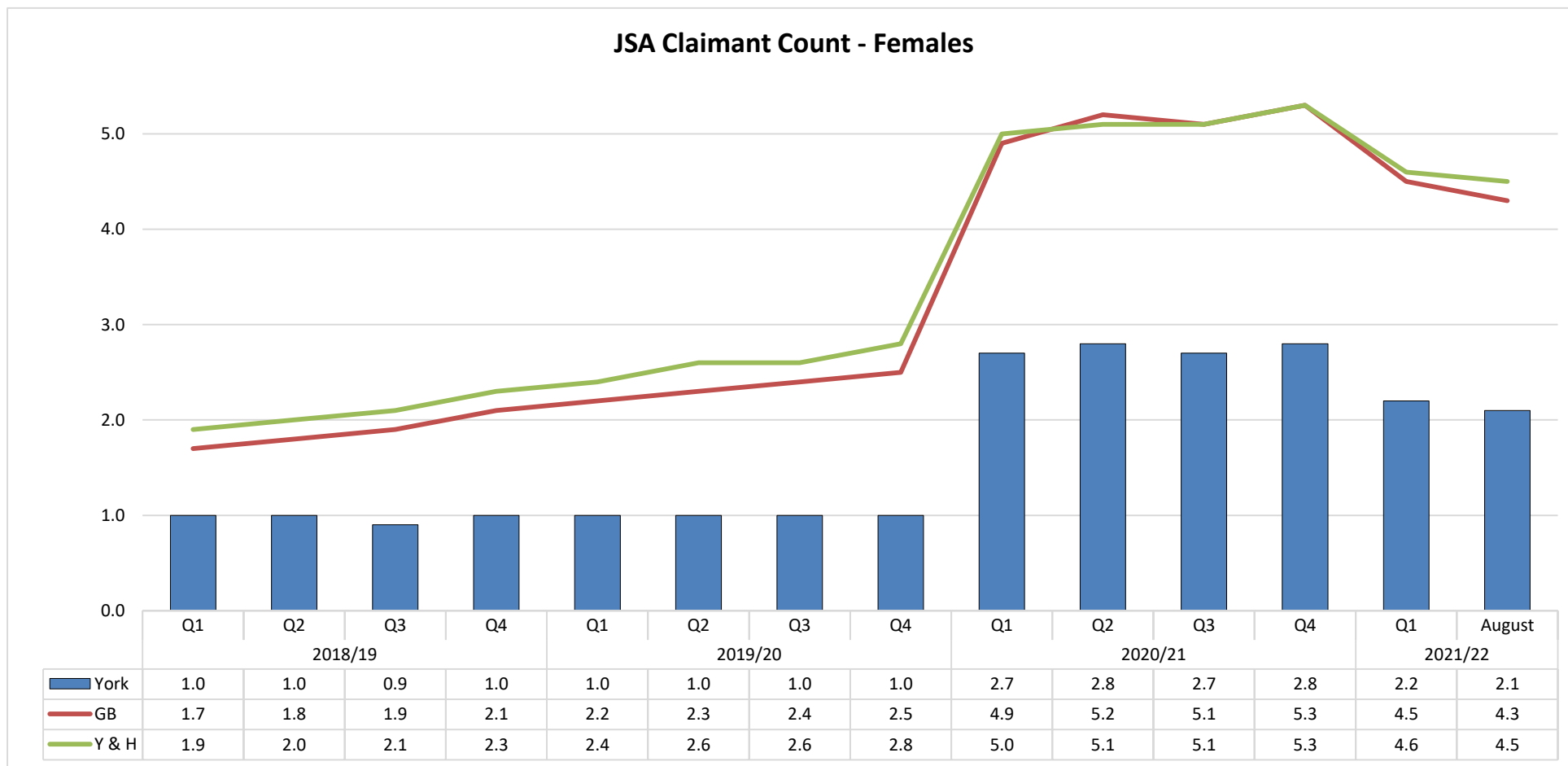
- Male Claimants have decreased by 5 from last month, totalling 120, 10 more than one year ago - a 9.1% increase.
- This represents 3.1 % of the male working age population.
- The region stands at 6.6% and GB at 6.2%.



Source: [nomis - official labour market statistics \(ONS\)](https://nomis.statistics.gov.uk/)

JSA Female Claimants

- Female Claimants have decreased by 10 from last month, totalling 95, 25 more than one year ago - a 35.7% increase.
- This represents 2.1 % of the female working age population.
- The region stands at 4.5% and GB at 4.3%.



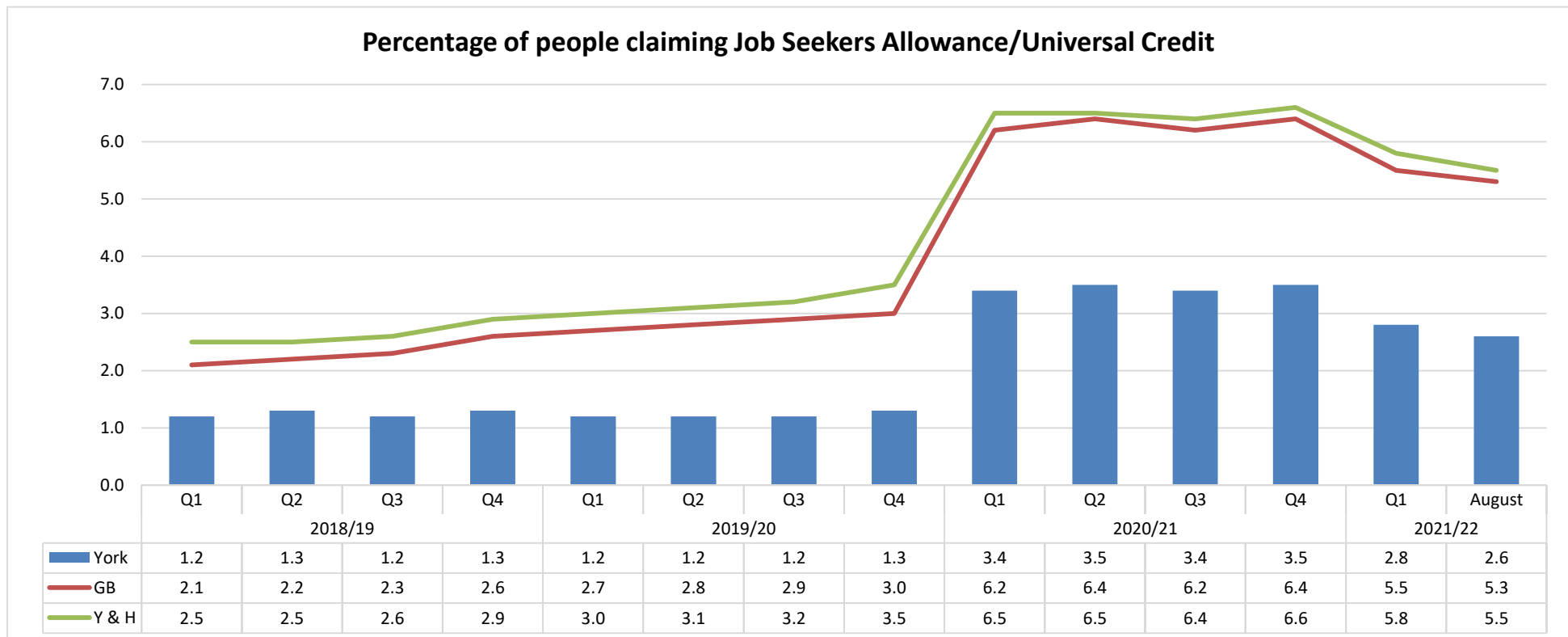
Source: [nomis - official labour market statistics \(ONS\)](#)

Job Seekers Allowance and Universal Credit Claimants

August 2021

York Jobseekers Allowance/Universal Credit overall picture:

- The JSA/UC claimant count for York in August 2021 is 3,645.
- In March 2019 the figure was 1845, this is an increase of 1800 (97.6%).
- This represents 2.6% of the working age population.
- The region stands at 5.5% and GB at 5.3%.
- The highest JSA/UC claimant count in York in the past 4 years (from August 2017) is from August 2020 with a figure of 5,080 or 3.6% of the working age population.

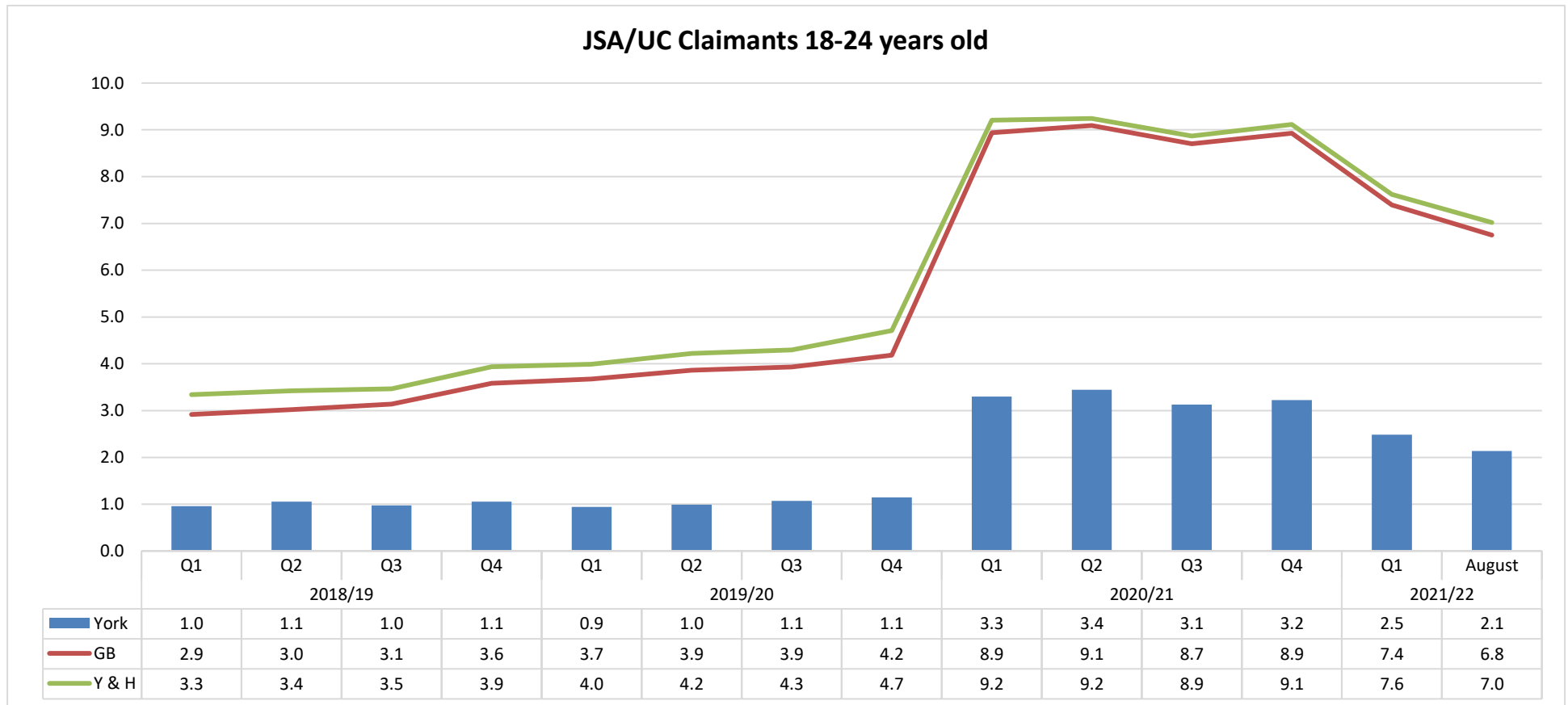


Source: [nomis - official labour market statistics \(ONS\)](#)

Job Seekers Allowance and Universal Credit Claimants

JSA/UC Claimants 18 - 24 years old

- In August 2021 the total number of claimants (18-24) stood at 680, a reduction of 75 (a 9.9% decrease) from July 2021.
- This represents 2.1% of the working age population.
- The region stands at 7.0% and GB at 6.8%.

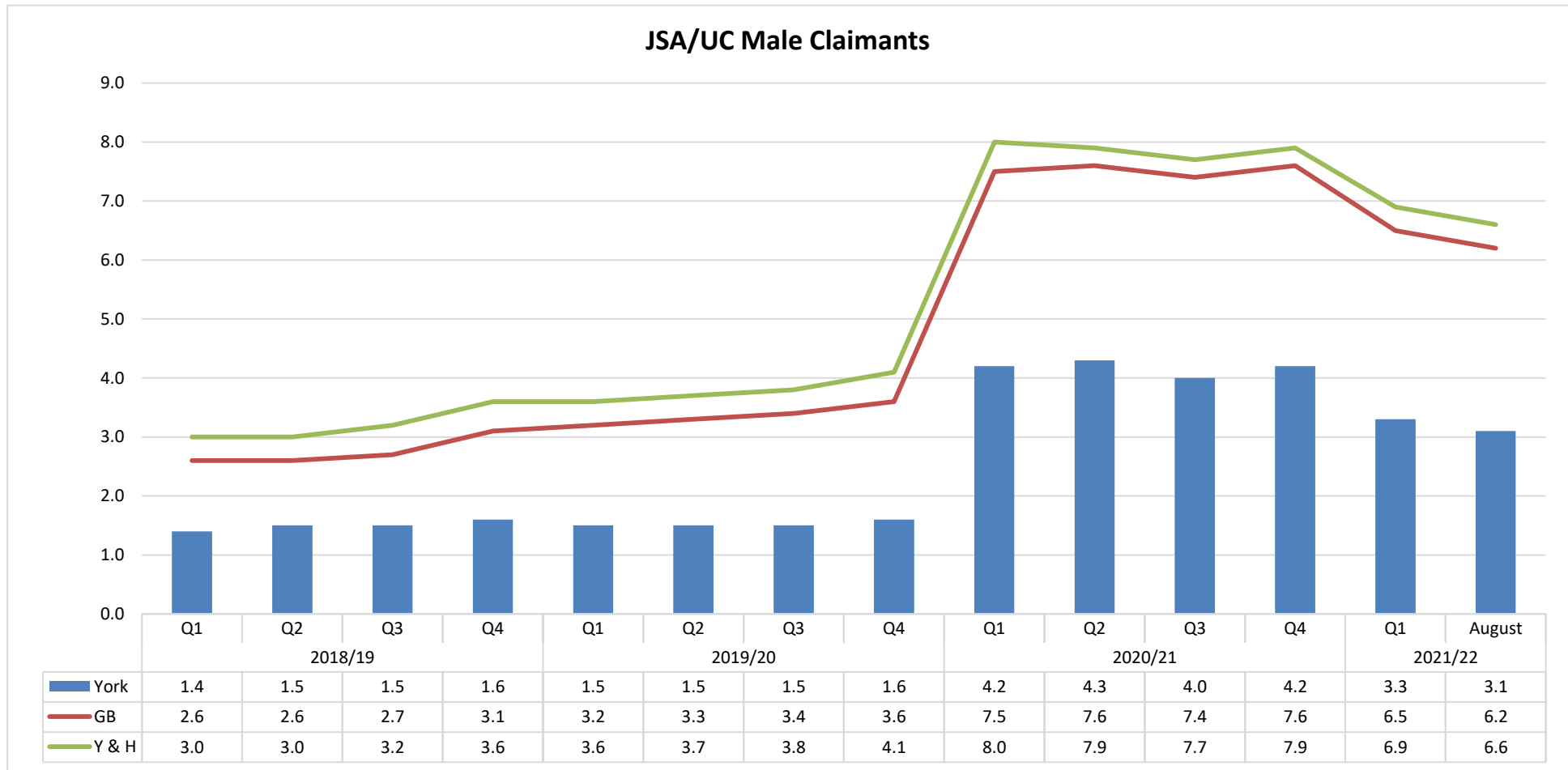


[Source: nomis - official labour market statistics \(ONS\)](#)

Job Seekers Allowance and Universal Credit Claimants

JSA/UC Male Claimant Count

- Male Claimants have decreased by 100 from last month, totalling 2,145, 1,015 more than one year ago - a 89.8% increase.
- This represents 3.1 % of the male working age population.
- The region stands at 6.6% and GB at 6.2%.

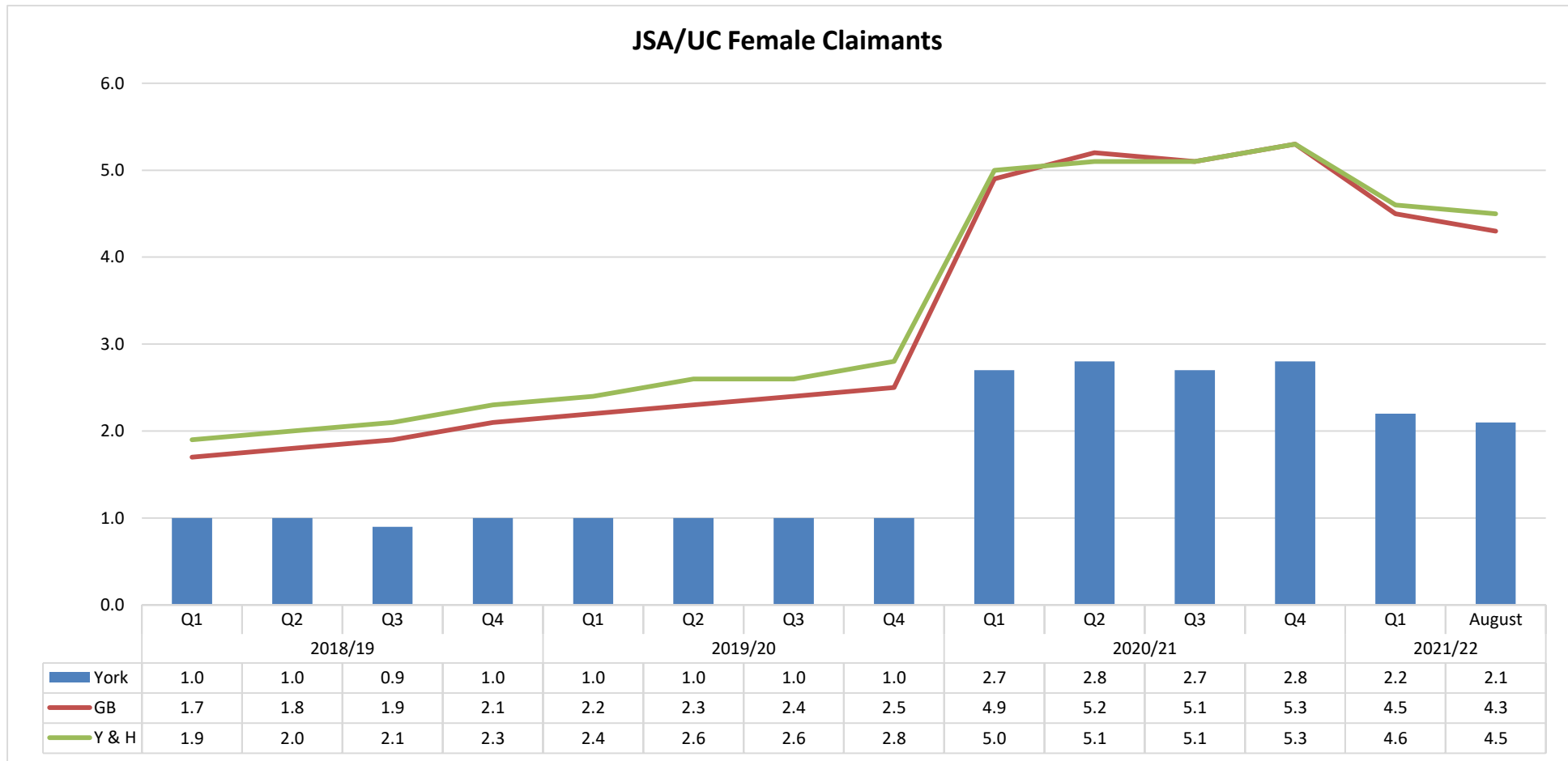


Source: [nomis - official labour market statistics \(ONS\)](https://nomis.digital)

Job Seekers Allowance and Universal Credit Claimants

JSA/UC Female Claimants

- Female Claimants have decreased by 20 from last month, totalling 1,500, 790 more than one year ago - a 111.3% increase.
- This represents 2.1 % of the female working age population.
- The region stands at 4.5% and GB at 4.3%.



Source: [nomis - official labour market statistics \(ONS\)](https://www.nomis.gov.uk/)

Job Seekers Allowance and Universal Credit Claimants

York Wards

Below are the claimant count for Wards comparing the latest available data with the previous month and the previous year.

Job Seekers Allowance And Universal Credit Claimants - Ward Analysis (Aug 2021)

Total JSA and U/C Claimants

Ward	August 2021		July 2021		August 2020	
Westfield	5.1	455	5.4	485	6.6	585
Clifton	4.1	285	4.0	280	5.2	365
Holgate	3.6	315	3.7	325	4.7	410
Heworth	3.5	355	3.7	375	4.8	485
Acomb	2.9	160	3.1	175	4.1	230
Micklegate	2.8	260	3.1	290	4.1	385
Huntington & New Earswick	2.6	190	2.5	185	3.9	290
Guildhall	2.6	380	2.6	385	3.4	500
Dringhouses & Woodthorpe	2.4	165	2.4	165	3.8	255
Osbalwick & Derwent	2.2	105	2.2	105	2.7	130
Rawcliffe & Clifton Without	2.1	170	2.1	170	3.2	260
Fulford & Heslington	1.9	40	1.9	45	2.3	50
Rural West York	1.8	80	2.0	90	2.5	115
Fishergate	1.8	150	1.8	155	2.5	210
Strensall	1.7	85	1.7	85	3.2	155
Hull Road	1.7	210	1.8	225	2.1	260
Heworth Without	1.7	35	1.6	35	2.9	60
Bishopthorpe	1.7	35	1.8	40	2.9	65
Wheldrake	1.6	40	1.5	35	2.1	50
Haxby & Wigginton	1.5	90	1.4	90	2.6	165
Copmanthorpe	1.5	35	1.6	35	2.5	55

[Source: nomis - official labour market statistics \(ONS\)](#)

Under Universal Credit a broader span of claimants are required to look for work than under Jobseeker's Allowance. As Universal Credit Full Service is rolled out in particular areas, the number of people recorded as being on the Claimant Count is therefore likely to rise.

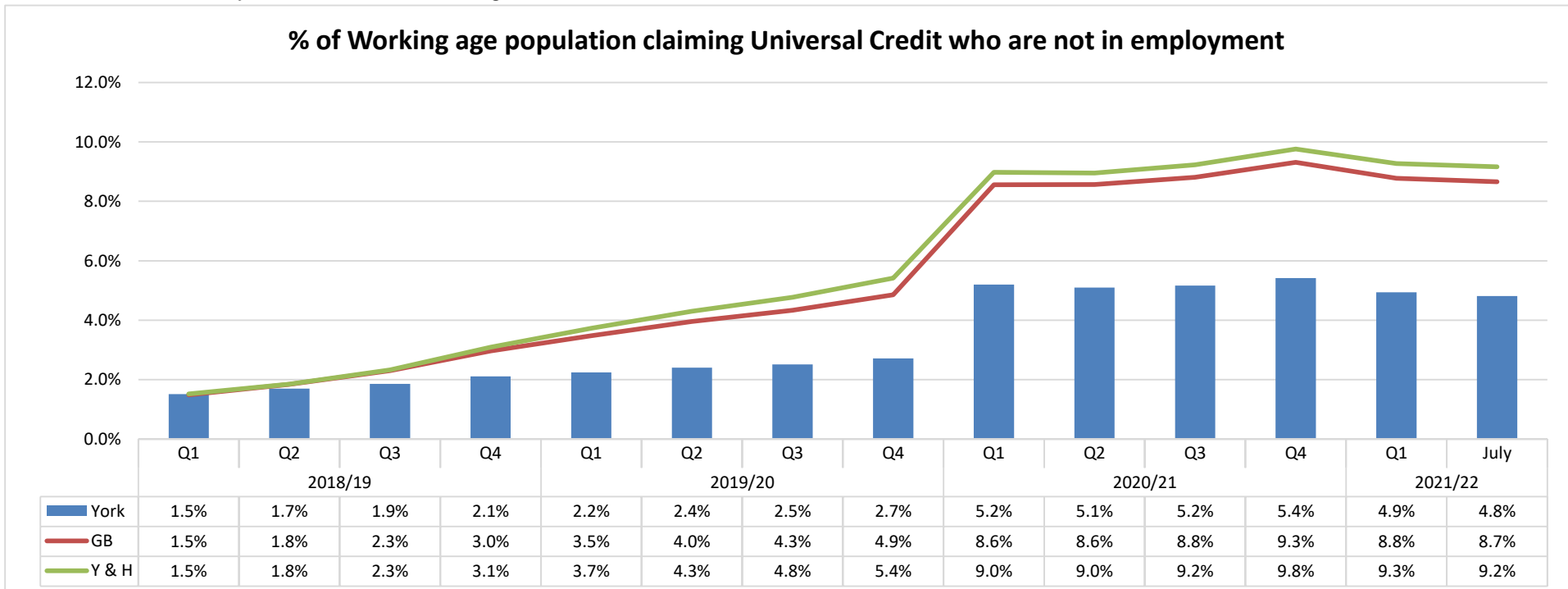
Job Seekers Allowance

Universal Credit Claimants

The JSA figures should be viewed in the context of the number of people receiving Universal Credit in York increasing from 12,566 in July to 12,574 in August. Under Universal Credit a broader span of claimants are required to look for work than under Jobseekers Allowance. As Universal Credit Full Service is rolled out in particular areas, the number of people recorded as being on the Claimant Count is therefore likely to rise.

Of which, in July, 6,691 were not in employment. The August figures will not be released until next month.

On 12 July 2017 Universal Credit became available to parents and couples in the York area, until this date Universal Credit was only available to single job seekers in the area. From November 2019 the provisional figures will show the total of those claiming Universal Credit. A breakdown will only be shown when the figures are revised.



Source: [nomis - official labour market statistics \(ONS\)](#)

Following the introduction of Universal Credit, the claimant count takes into account:

- people claiming contribution JSA (this is not affected by the introduction of Universal Credit)
- the figures for Universal Credit are provisional for the current month and may be revised in the next update.