

City of York Council



Job Seekers Allowance and Universal Credit Claimants

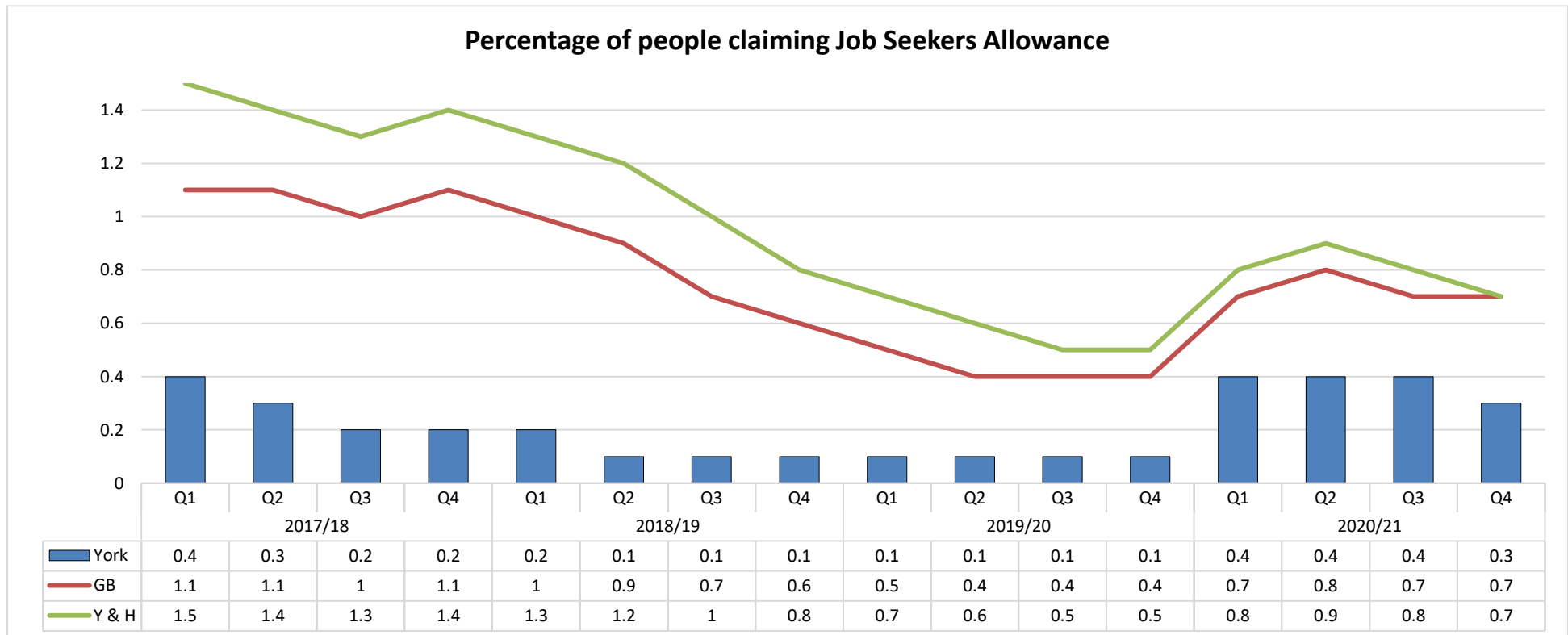
March 2021

Job Seekers Allowance

March 2021

York overall picture:

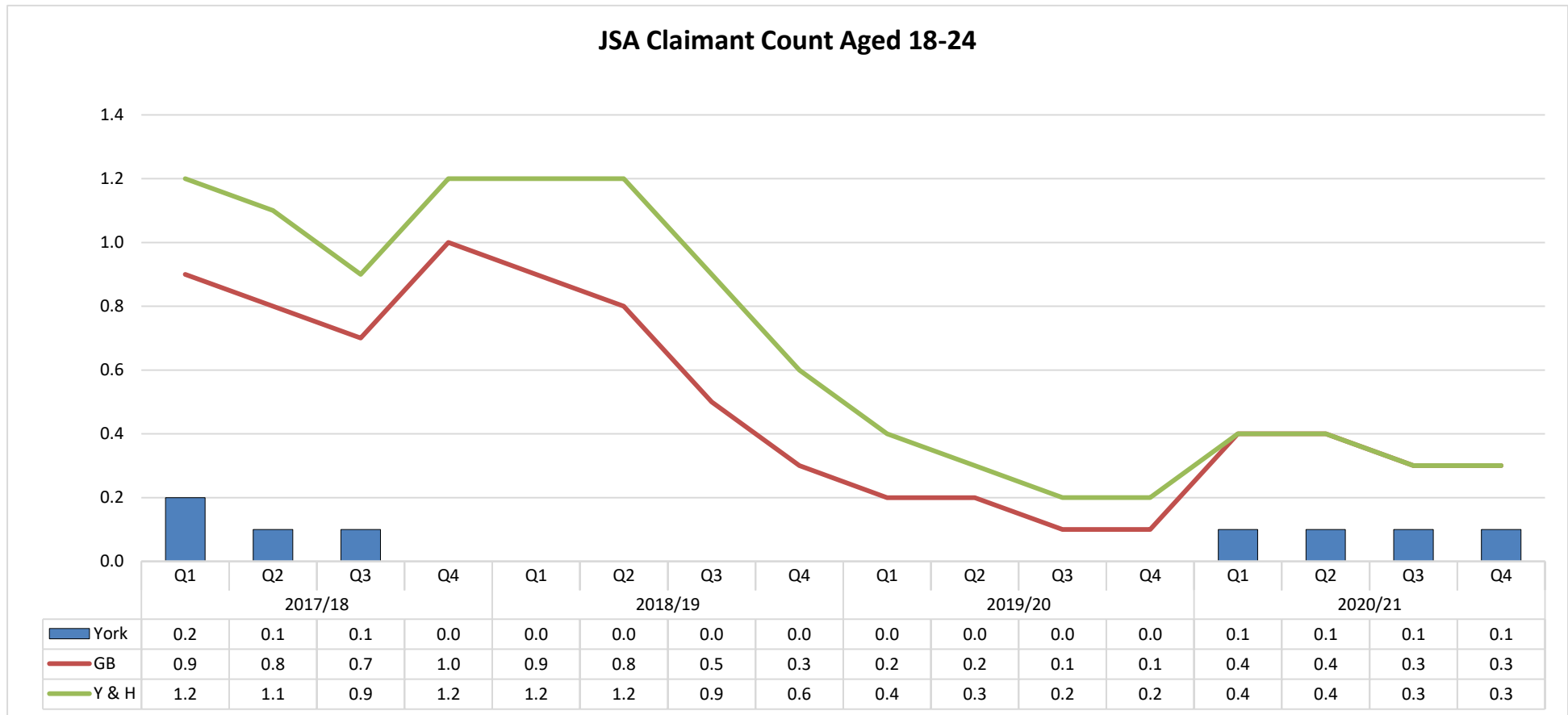
- The JSA claimant count for York in March 2021 is 440.
- In March 2019 the figure was 180, which is an increase of 144.4% .
- This represents 0.3% of the working age population.
- The region stands at 0.7% and GB at 0.7%.
- The highest JSA claimant count in York in the past 10 years (from March 2011) is from February 2010 with a figure of 4,110 or 3.1% of the working age population.



Source: [nomis](https://www.nomis.gov.uk/) - official labour market statistics (ONS)

JSA Claimants 18 - 24 years old

- In March 2021 the total number of claimants (18-24) stood at 20, an increase of 20 from March 2019.
- This represents 0.1% of the working age population.
- The region stands at 0.3% and GB at 0.3%.

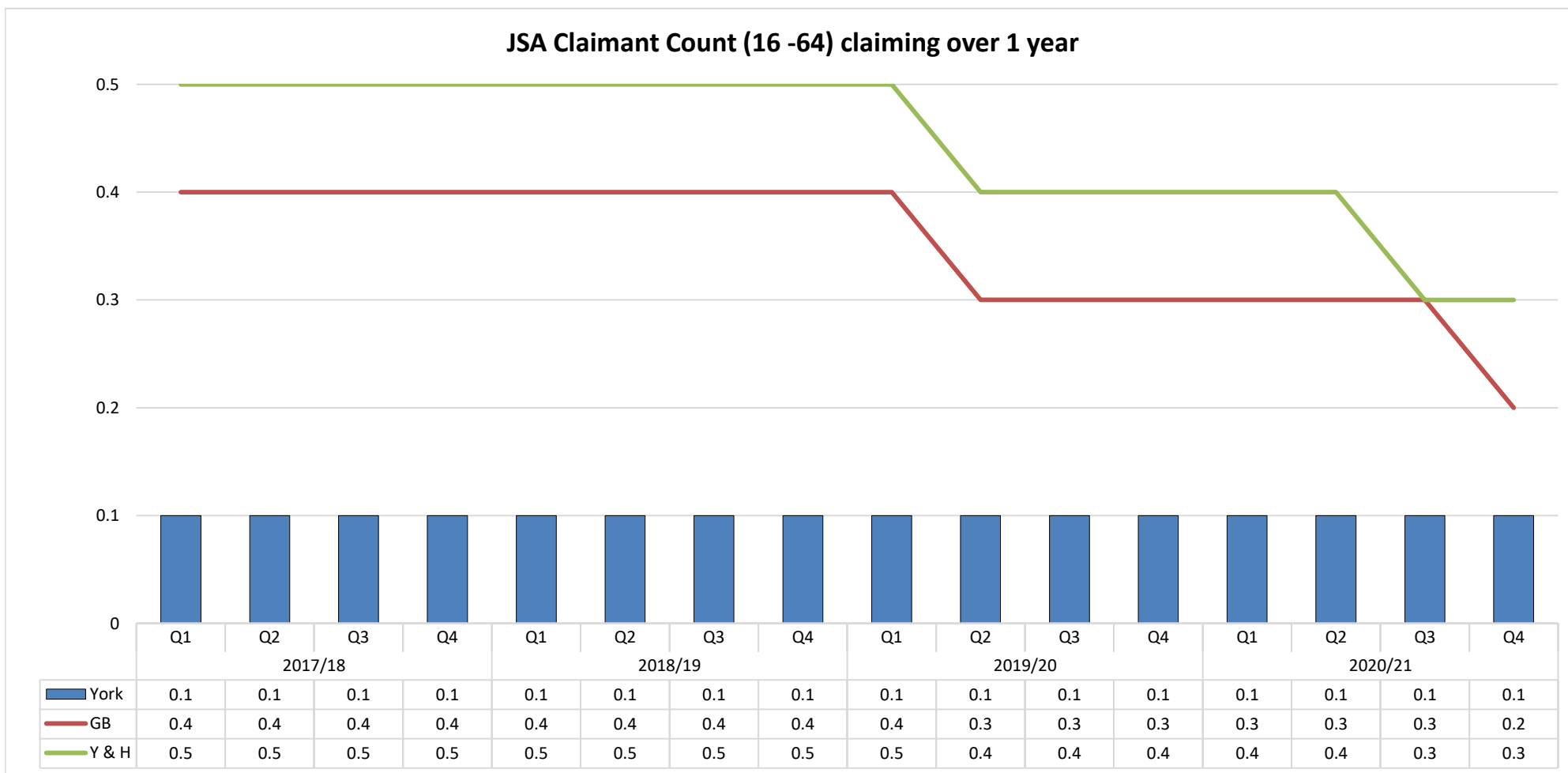


[Source: nomis - official labour market statistics \(ONS\)](#)

Job Seekers Allowance

JSA Claimants out of work for over one year

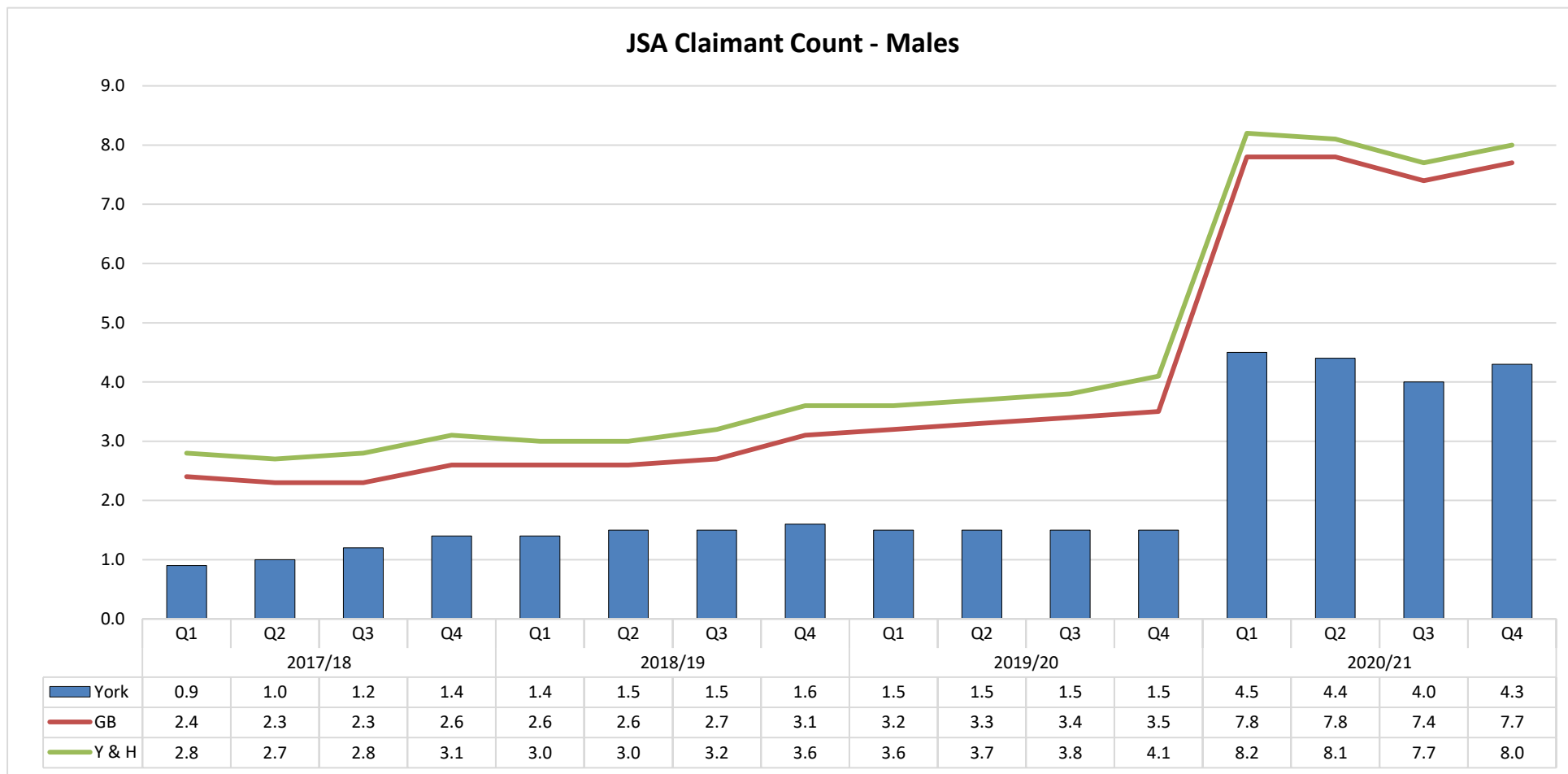
- Claimants out of work for over one year, showed no change from last month, no change from one year ago.
- This represents 0.1% of the working age population who were out of work for over 1 year.
- The region stands at 0.3% and GB at 0.2%.



Source: [nomis - official labour market statistics \(ONS\)](#)

JSA Male Claimant Count

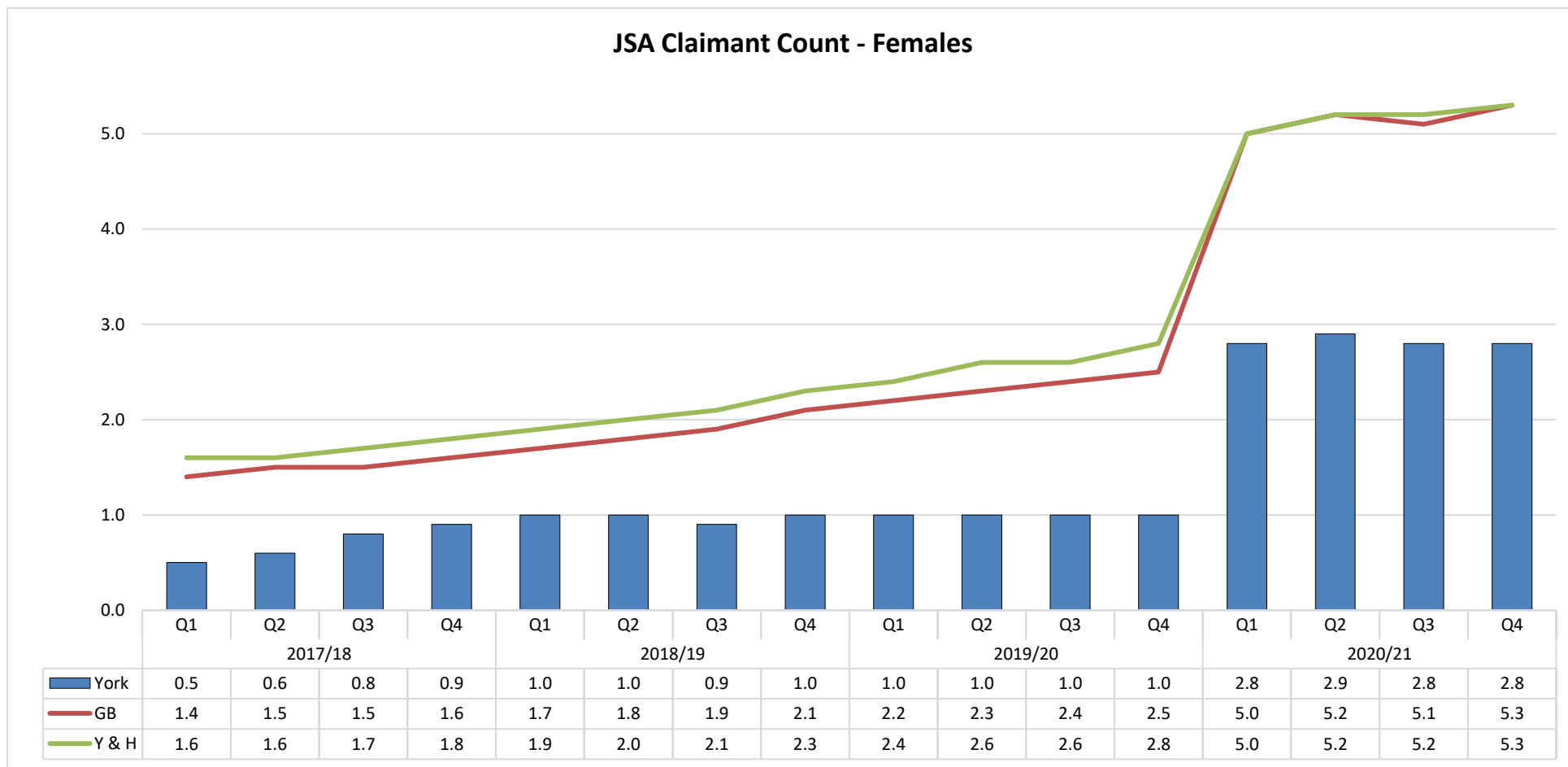
- Male Claimants have decreased by 30 from last month, totalling 235, 125 more than one year ago - a 113.6% increase.
- This represents 4.3 % of the male working age population.
- The region stands at 8.0% and GB at 7.7%.



Source: [nomis - official labour market statistics \(ONS\)](https://www.nomis.gov.uk)

JSA Female Claimants

- Female Claimants have decreased by 30 from last month, totalling 205, 135 more than one year ago - a 192.9% increase.
- This represents 2.8 % of the female working age population.
- The region stands at 5.3% and GB at 5.3%.



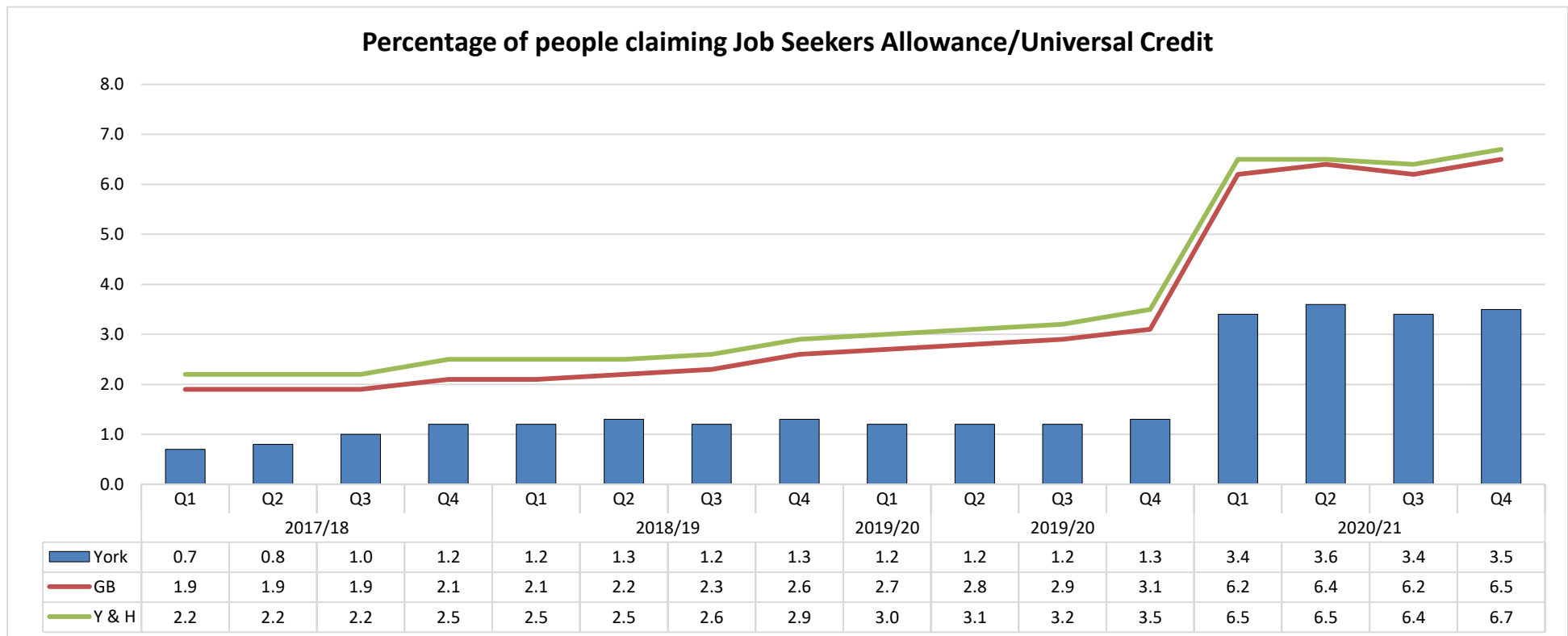
Source: [nomis - official labour market statistics \(ONS\)](#)

Job Seekers Allowance and Universal Credit Claimants

March 2021

York Jobseekers Allowance/Universal Credit overall picture:

- The JSA/UC claimant count for York in March 2021 is 4,935.
- In March 2019 the figure was 1845, this is an increase of 3090 (167.5%).
- This represents 3.5% of the working age population.
- The region stands at 6.7% and GB at 6.5%.
- The highest JSA/UC claimant count in York in the past 4 years (from March 2017) is from August 2020 with a figure of 5,080 or 3.7% of the working age population.

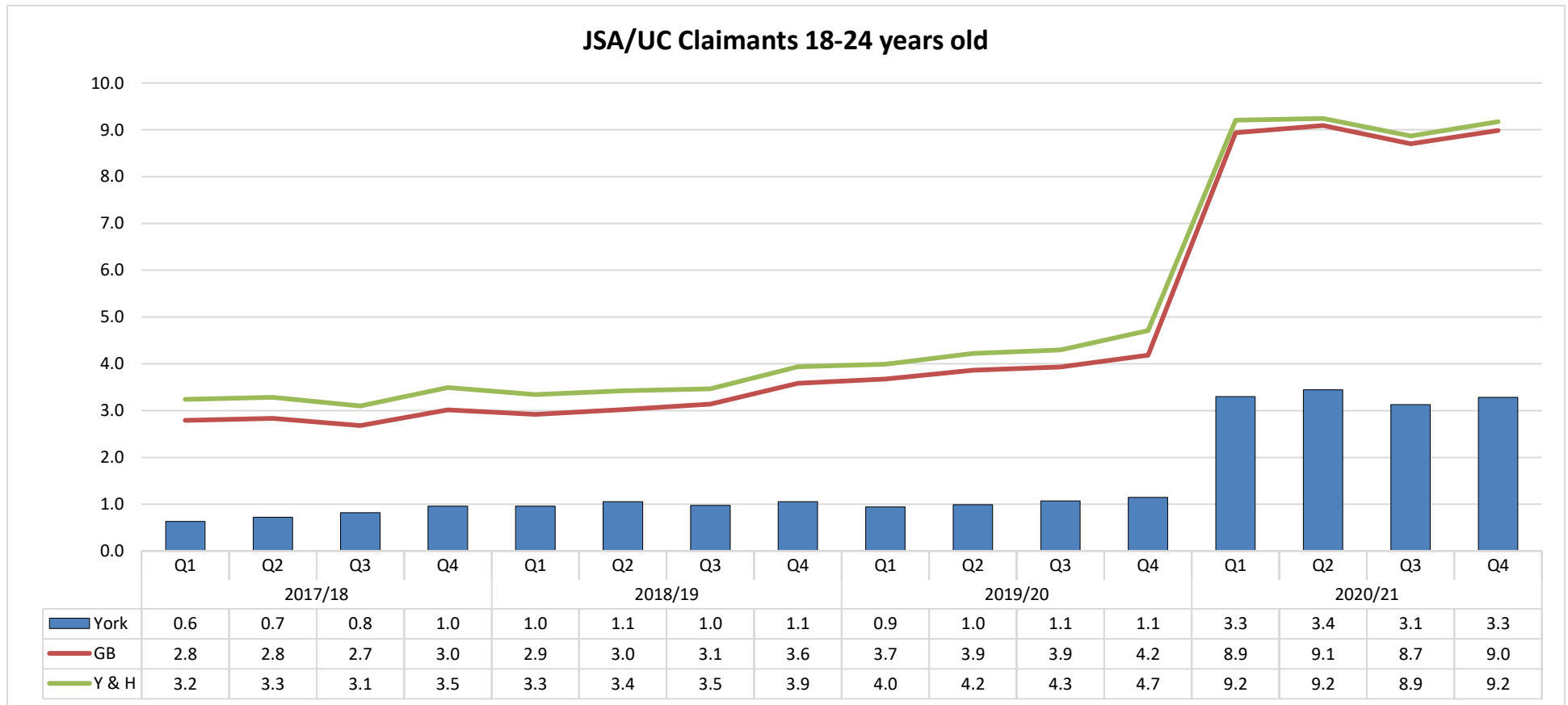


Source: nomis - official labour market statistics (ONS)

Job Seekers Allowance and Universal Credit Claimants

JSA/UC Claimants 18 - 24 years old

- In March 2021 the total number of claimants (18-24) stood at 1,045, an increase of 5 from February 2021.
- This represents 3.3% of the working age population.
- The region stands at 9.2% and GB at 9.0%.

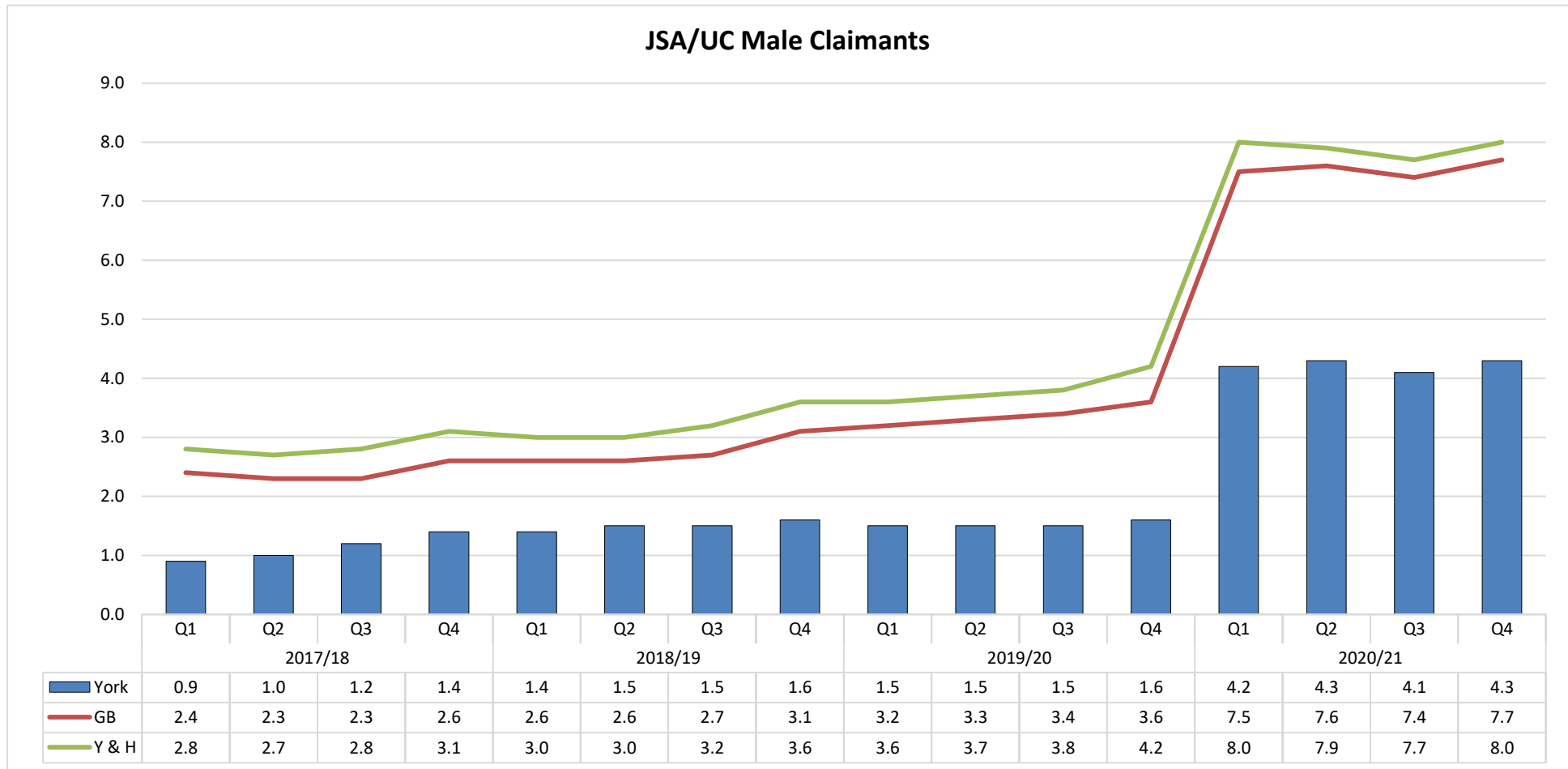


[Source: nomis - official labour market statistics \(ONS\)](#)

Job Seekers Allowance and Universal Credit Claimants

JSA/UC Male Claimant Count

- Male Claimants have decreased by 15 from last month, totalling 2,970, 1,840 more than one year ago - a 162.8% increase.
- This represents 4.3 % of the male working age population.
- The region stands at 8.0% and GB at 7.7%.

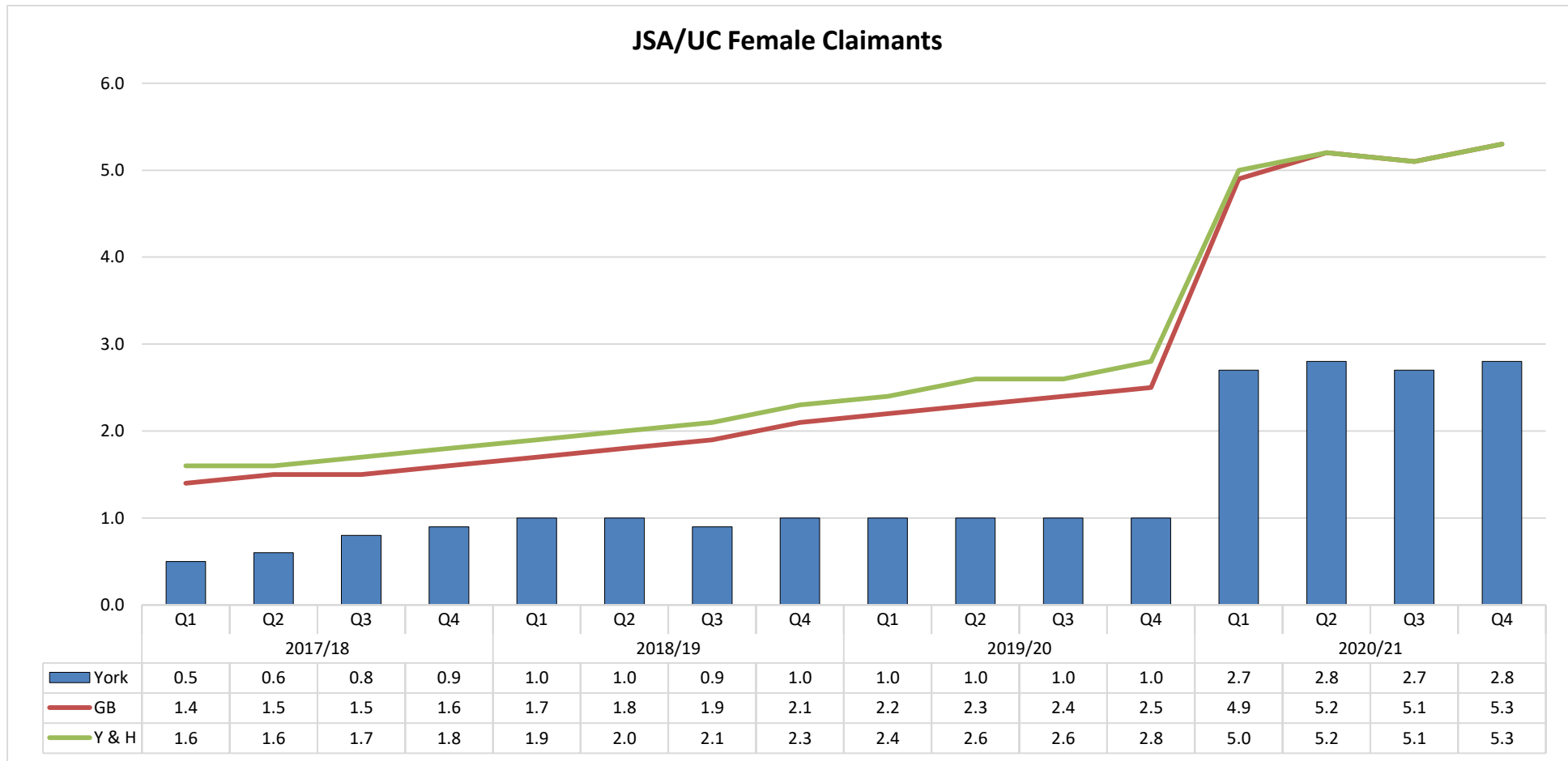


Source: [nomis - official labour market statistics \(ONS\)](https://www.nomis.gov.uk)

Job Seekers Allowance and Universal Credit Claimants

JSA/UC Female Claimants

- Female Claimants have increased by 25 from last month, totalling 1,965, 1,255 more than one year ago - a 176.8% increase.
- This represents 2.8 % of the female working age population.
- The region stands at 5.3% and GB at 5.3%.



Source: [nomis - official labour market statistics \(ONS\)](#)

Job Seekers Allowance and Universal Credit Claimants

York Wards

Below are the claimant count for Wards comparing the latest available data with the previous month and the previous year.

Job Seekers Allowance And Universal Credit Claimants - Ward Analysis (Mar 2021)

Total JSA and U/C Claimants

Ward	March 2021		February 2021		March 2020	
Westfield	6.7	600	6.5	580	2.6	235
Clifton	4.9	490	4.9	495	1.9	195
Heworth	4.7	475	4.6	470	1.9	195
Holgate	4.4	385	4.5	375	1.8	130
Micklegate	4.1	385	4.0	395	1.4	160
Huntington & New Earswick	3.8	345	3.8	345	1.5	135
Dringhouses & Woodthorpe	3.7	280	3.6	290	1.0	100
Acomb	3.7	275	4.0	280	1.5	110
Guildhall	3.3	250	3.4	245	1.3	70
Rawcliffe & Clifton Without	3.0	240	3.0	240	1.0	80
Osbalwick & Derwent	2.7	210	2.8	210	0.9	85
Heworth Without	2.7	205	2.9	220	1.2	85
Haxby & Wigginton	2.6	160	2.4	150	0.6	35
Fulford & Heslington	2.6	125	2.8	120	0.8	40
Strensall	2.5	125	2.4	130	0.8	45
Rural West York	2.5	110	2.4	110	0.7	30
Fishergate	2.5	60	2.5	60	1.0	25
Hull Road	2.3	60	2.3	65	0.8	20
Copmanthorpe	2.3	55	2.2	50	0.6	15
Bishopthorpe	2.2	50	2.3	45	0.9	10
Wheldrake	2.1	45	1.9	50	0.5	20

[Source: nomis - official labour market statistics \(ONS\)](#)

Under Universal Credit a broader span of claimants are required to look for work than under Jobseeker's Allowance. As Universal Credit Full Service is rolled out in particular areas, the number of people recorded as being on the Claimant Count is therefore likely to rise.

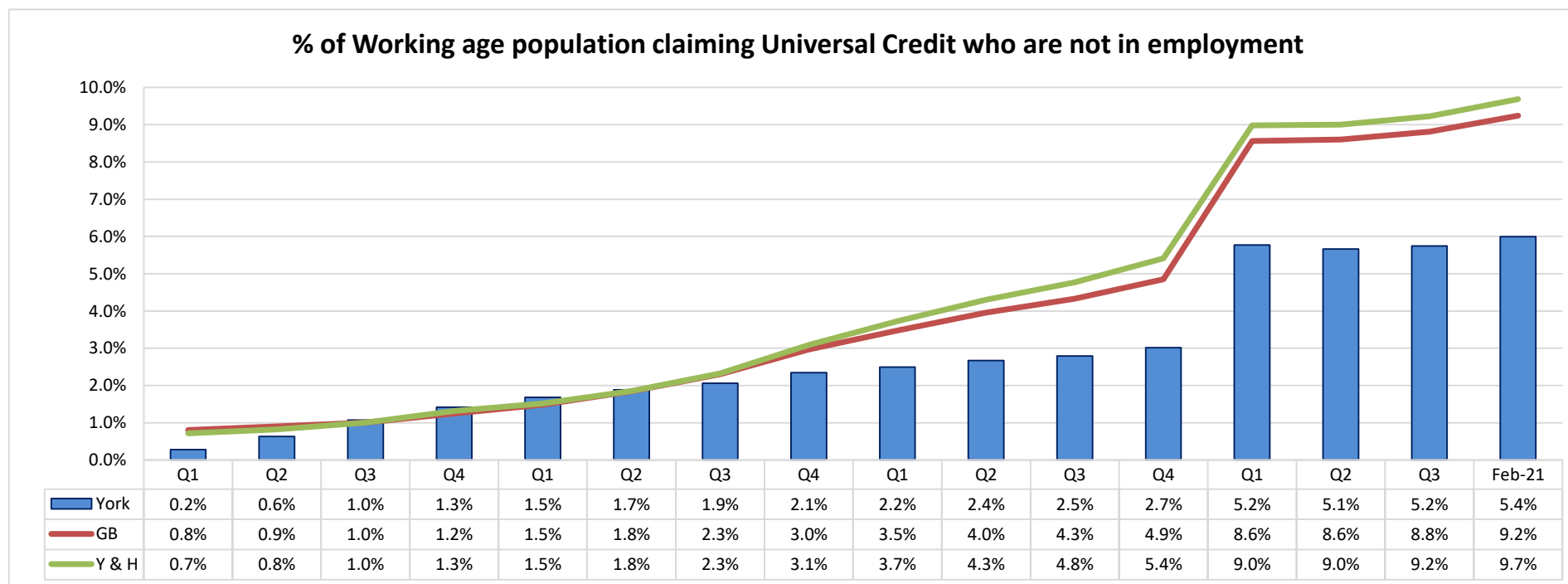
Job Seekers Allowance

Universal Credit Claimants

The JSA figures should be viewed in the context of the number of people receiving Universal Credit in York increasing from 13,236 in February to 13,367 in March. Under Universal Credit a broader span of claimants are required to look for work than under Jobseekers Allowance. As Universal Credit Full Service is rolled out in particular areas, the number of people recorded as being on the Claimant Count is therefore likely to rise.

Of which, in February, 7,491 were not in employment. The March figures will not be released until next month.

On 12 July 2017 Universal Credit became available to parents and couples in the York area, until this date Universal Credit was only available to single job seekers in the area. From November 2019 the provisional figures will show the total of those claiming Universal Credit. A breakdown will only be shown when the figures are revised.



Source: [nomis - official labour market statistics \(ONS\)](#)

Following the introduction of Universal Credit, the claimant count takes into account:

- people claiming contribution JSA (this is not affected by the introduction of Universal Credit)
- the figures for Universal Credit are provisional for the current month and may be revised in the next update.