



City of York Council

Job Seekers Allowance and Universal Credit Claimants

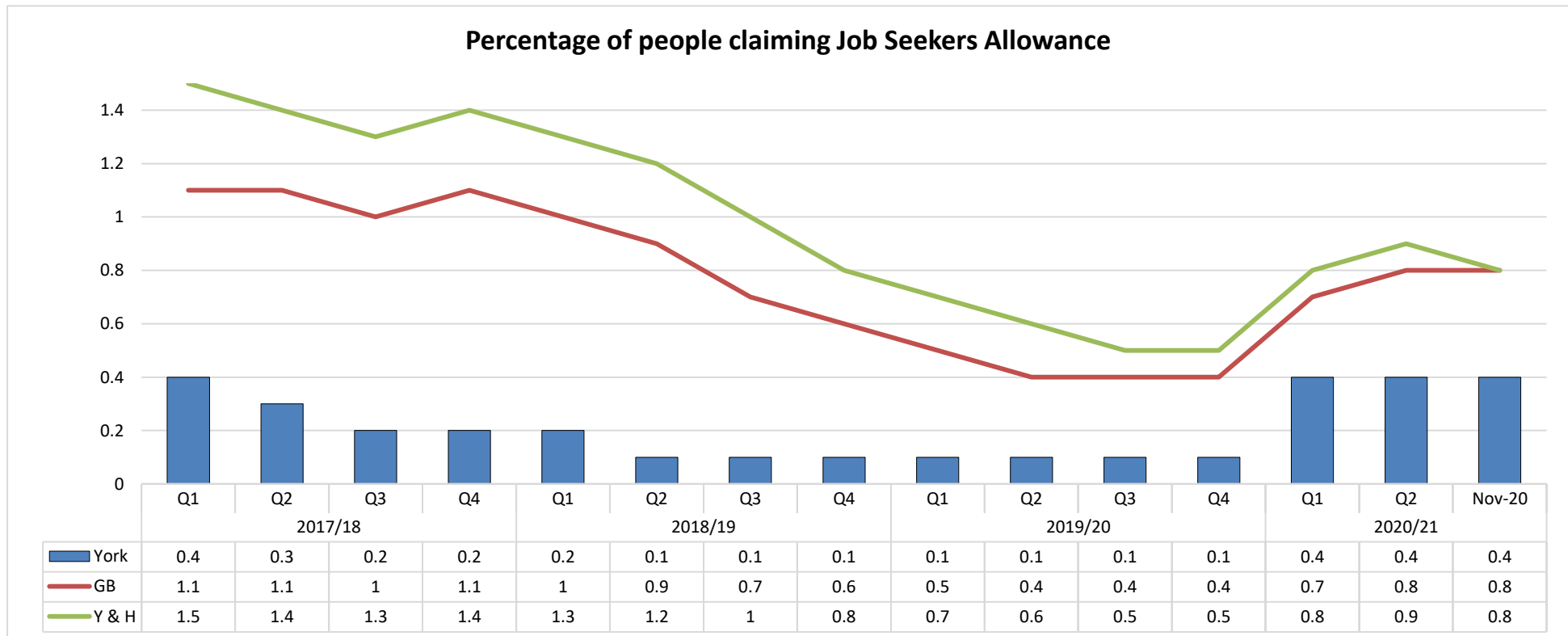
November 2020

Job Seekers Allowance

November 2020

York overall picture:

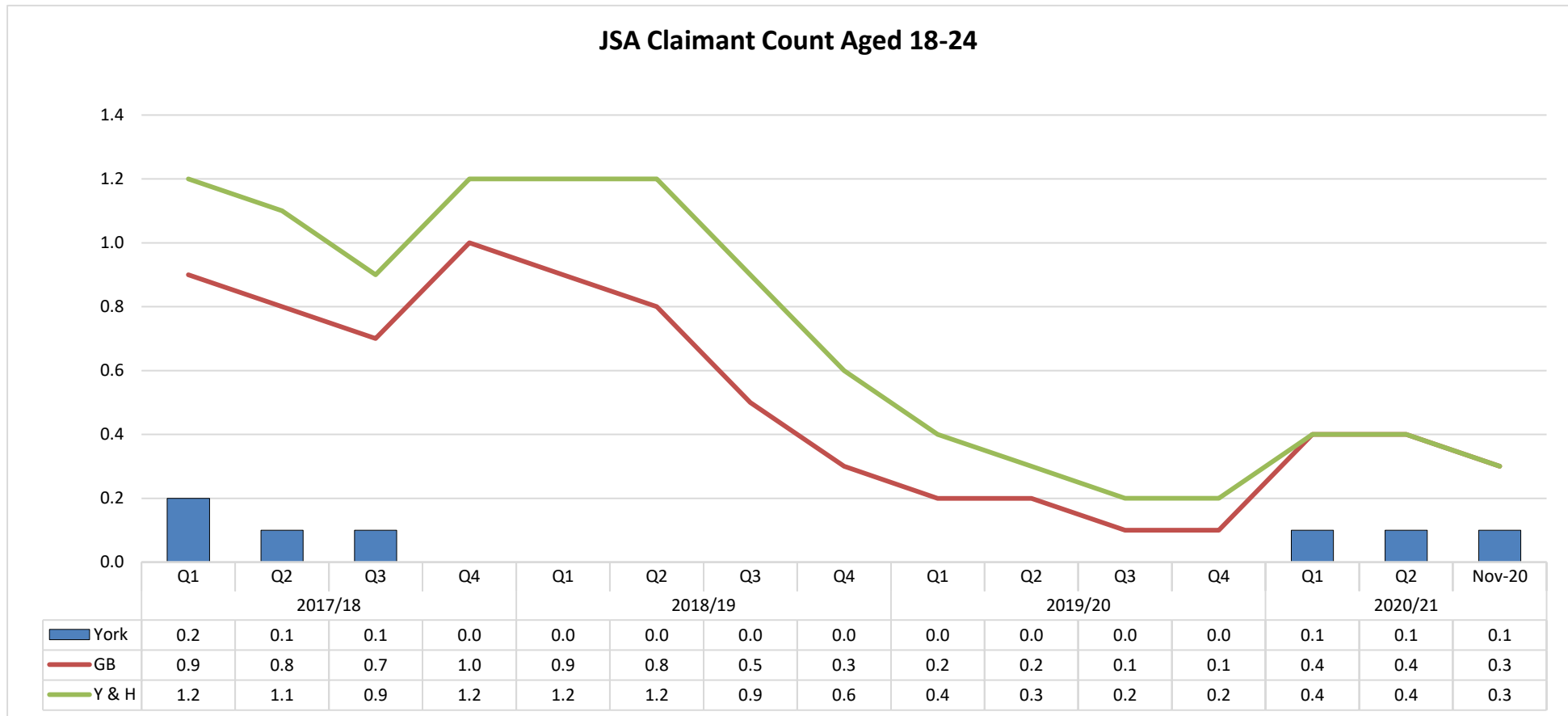
- The JSA claimant count for York in November 2020 is 540.
- In March 2019 the figure was 180, which is an increase of 200% .
- This represents 0.4% of the working age population.
- The region stands at 0.8% and GB at 0.8%.
- The highest JSA claimant count in York in the past 10 years (from November 2010) is from February 2010 with a figure of 4,110 or 3.1% of the working age population.



Source: [nomis](https://www.nomis.gov.uk/) - official labour market statistics (ONS)

JSA Claimants 18 - 24 years old

- In November 2020 the total number of claimants (18-24) stood at 40, an increase of 40 from March 2019.
- This represents 0.1% of the working age population.
- The region stands at 0.3% and GB at 0.3%.

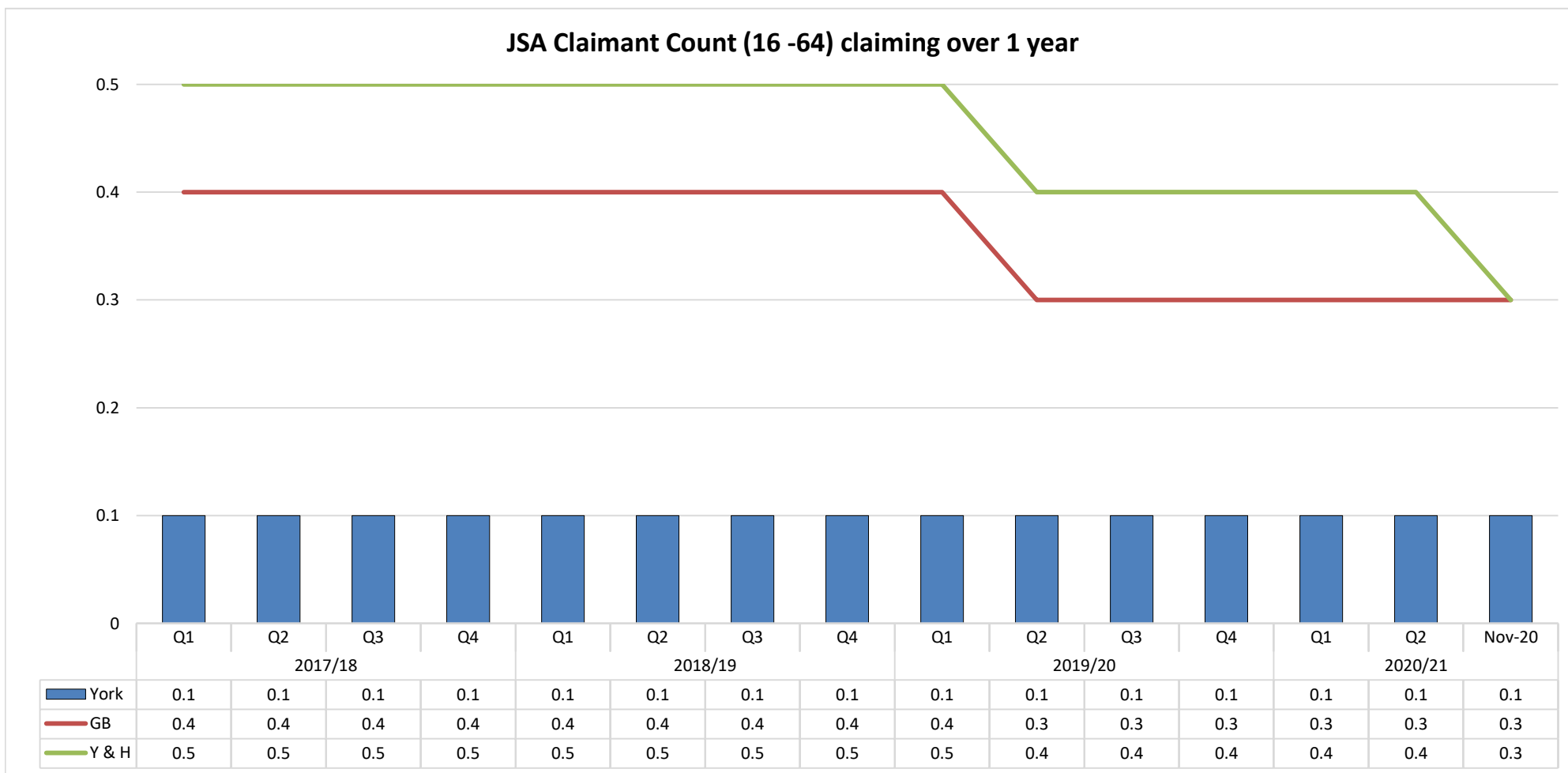


[Source: nomis - official labour market statistics \(ONS\)](#)

Job Seekers Allowance

JSA Claimants out of work for over one year

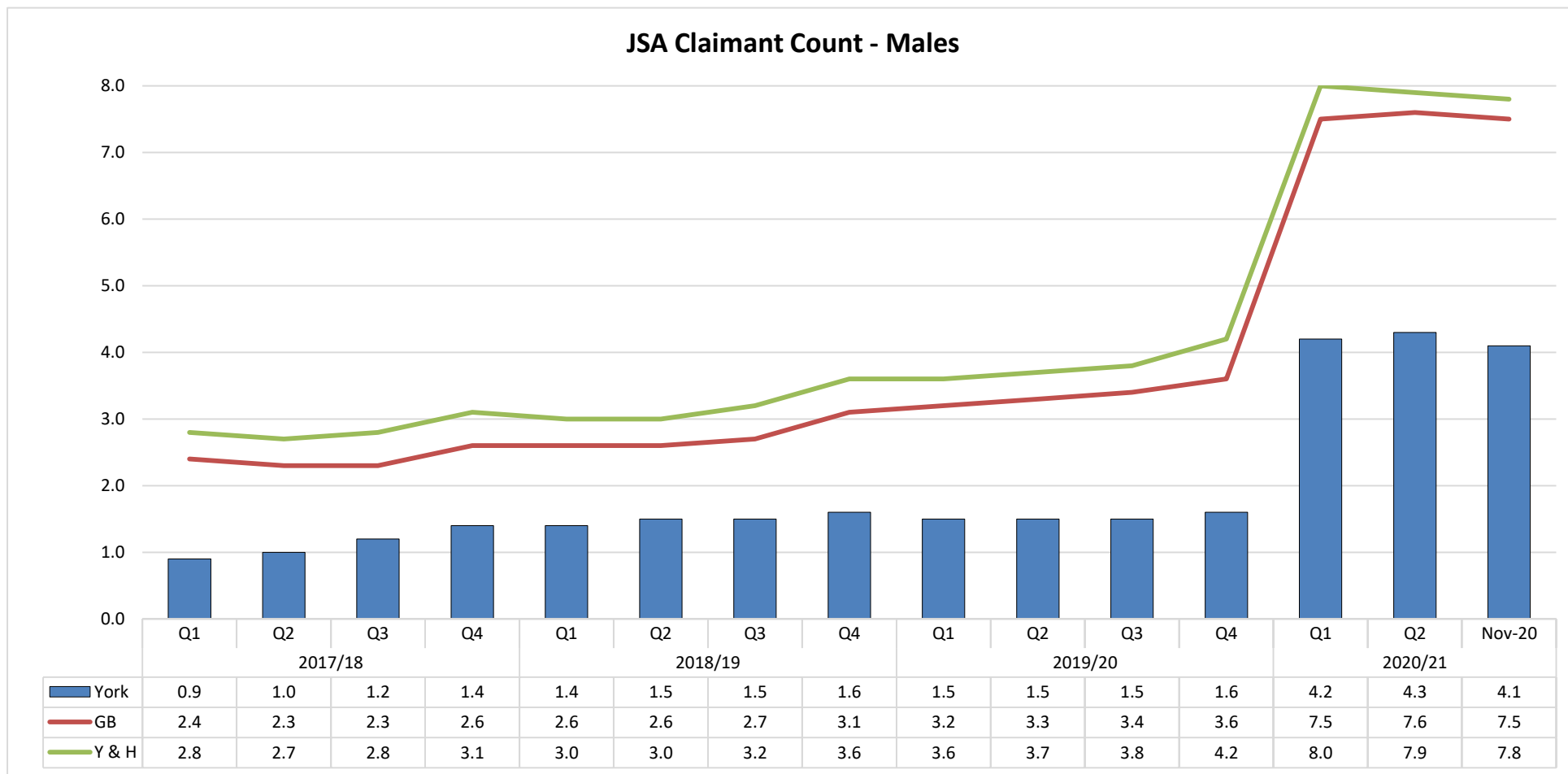
- Claimants out of work for over one year, showed no change from last month, 10 less than one year ago - a 10.0% decrease.
- This represents 0.1% of the working age population who were out of work for over 1 year.
- The region stands at 0.3% and GB at 0.3%.



Source: [nomis - official labour market statistics \(ONS\)](#)

JSA Male Claimant Count

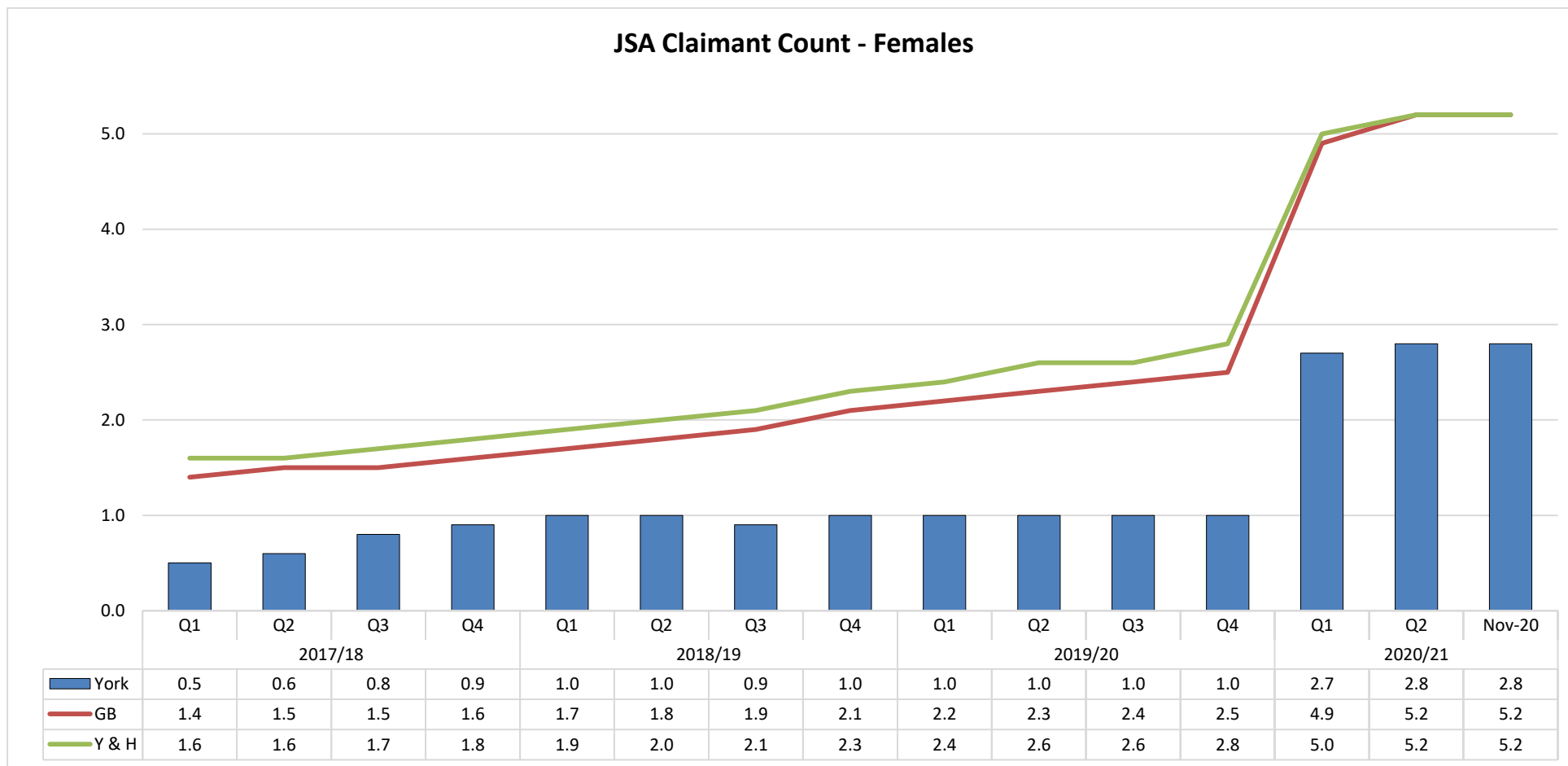
- Male Claimants have decreased by 15 from last month, totalling 290, 180 more than one year ago - a 163.6% increase.
- This represents 4.1 % of the male working age population.
- The region stands at 7.8% and GB at 7.5%.



Source: [nomis - official labour market statistics \(ONS\)](https://www.nomis.gov.uk)

JSA Female Claimants

- Female Claimants have increased by 20 from last month, totalling 255, 185 more than one year ago - a 264.3% increase.
- This represents 2.8 % of the female working age population.
- The region stands at 5.2% and GB at 5.2%.



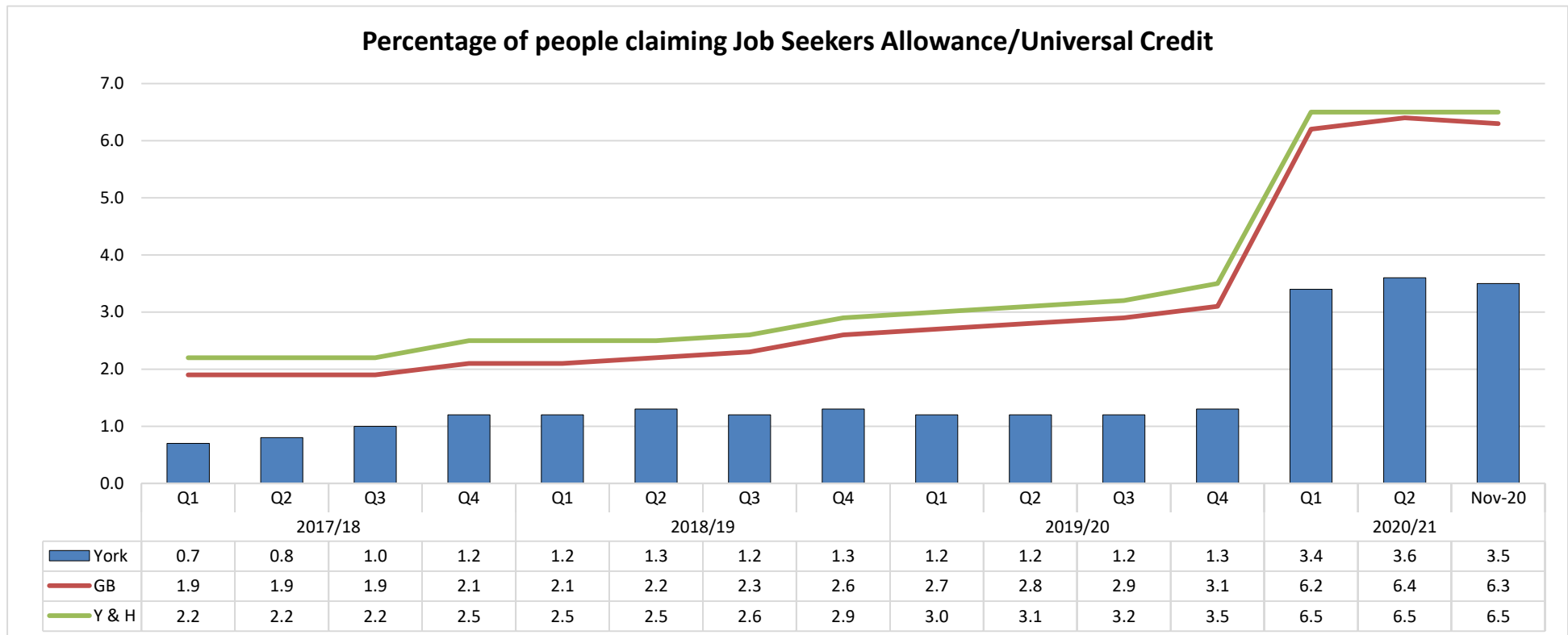
Source: [nomis - official labour market statistics \(ONS\)](https://www.nomis.gov.uk/)

Job Seekers Allowance and Universal Credit Claimants

November 2020

York Jobseekers Allowance/Universal Credit overall picture:

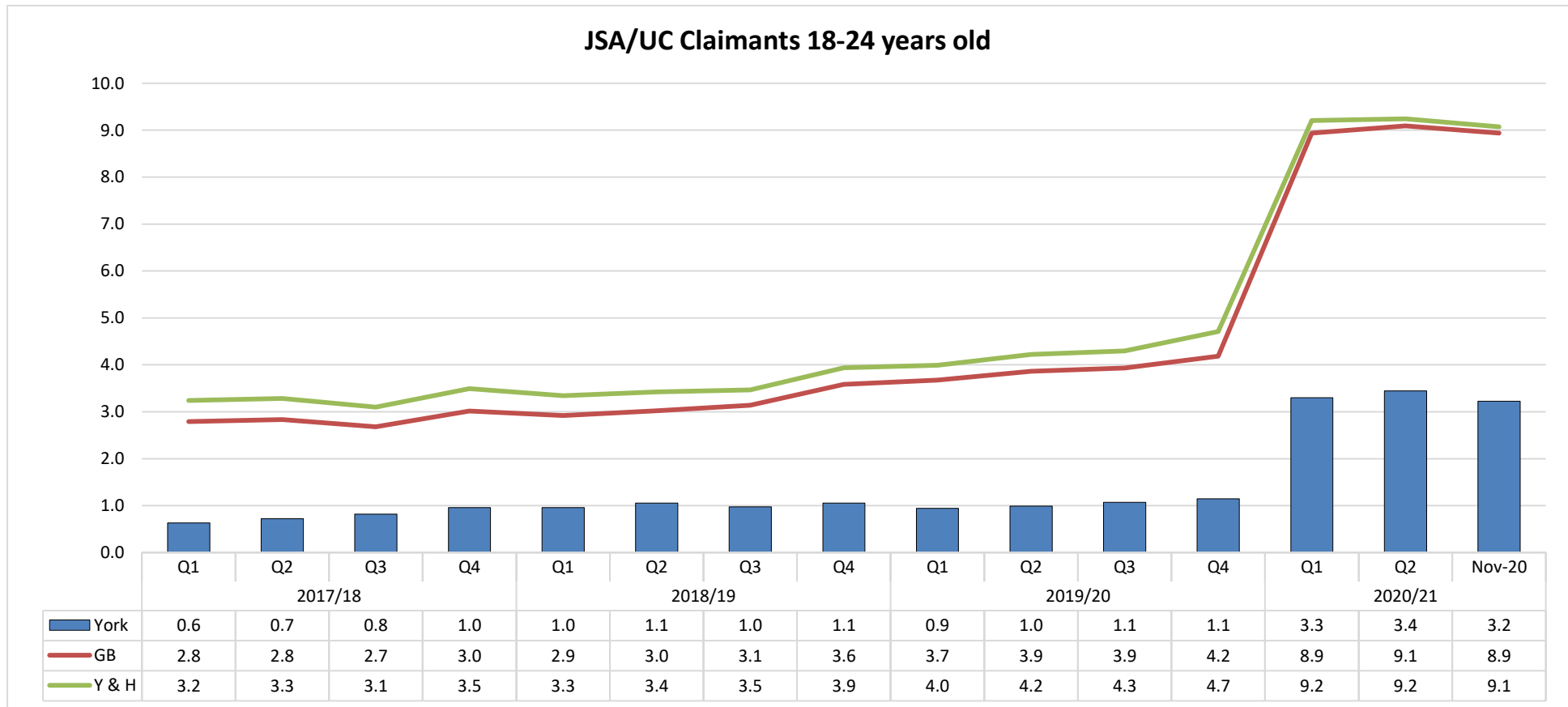
- The JSA/UC claimant count for York in November 2020 is 4,800.
- In March 2019 the figure was 1845, this is an increase of 2955 (160.2%).
- This represents 3.5% of the working age population.
- The region stands at 6.5% and GB at 6.3%.
- The highest JSA/UC claimant count in York in the past 4 years (from November 2016) is from August 2020 with a figure of 5,080 or 3.7% of the working age population.



Source: nomis - official labour market statistics (ONS)

JSA/UC Claimants 18 - 24 years old

- In November 2020 the total number of claimants (18-24) stood at 1,025, a reduction of 20 (a 1.9% decrease) from October 2020.
- This represents 3.2% of the working age population.
- The region stands at 9.1% and GB at 8.9%.

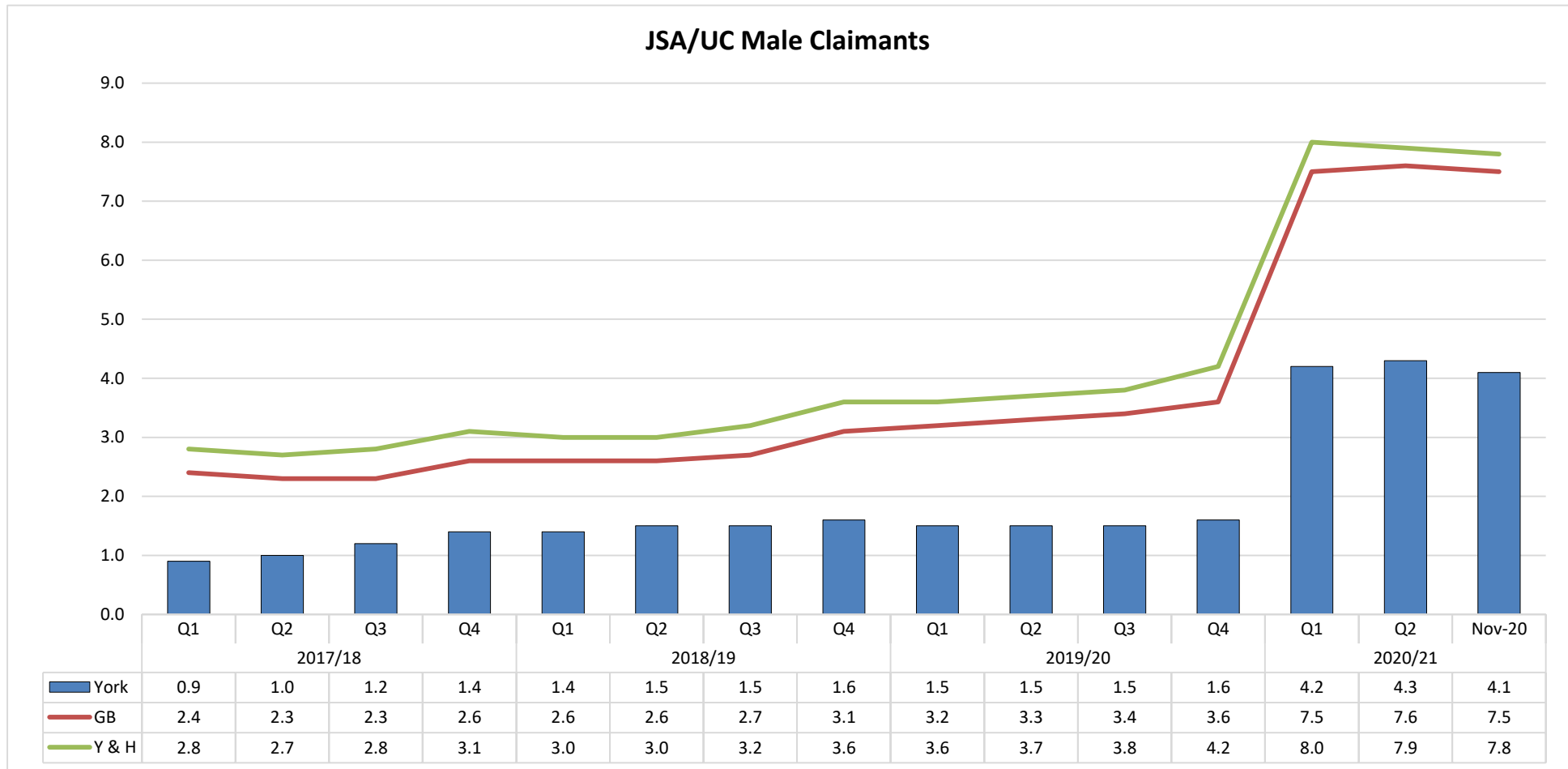


Source: [nomis - official labour market statistics \(ONS\)](https://nomis.digital)

Job Seekers Allowance and Universal Credit Claimants

JSA/UC Male Claimant Count

- Male Claimants have increased by 25 from last month, totalling 2,825, 1,695 more than one year ago - a 150.0% increase.
- This represents 4.1 % of the male working age population.
- The region stands at 7.8% and GB at 7.5%.

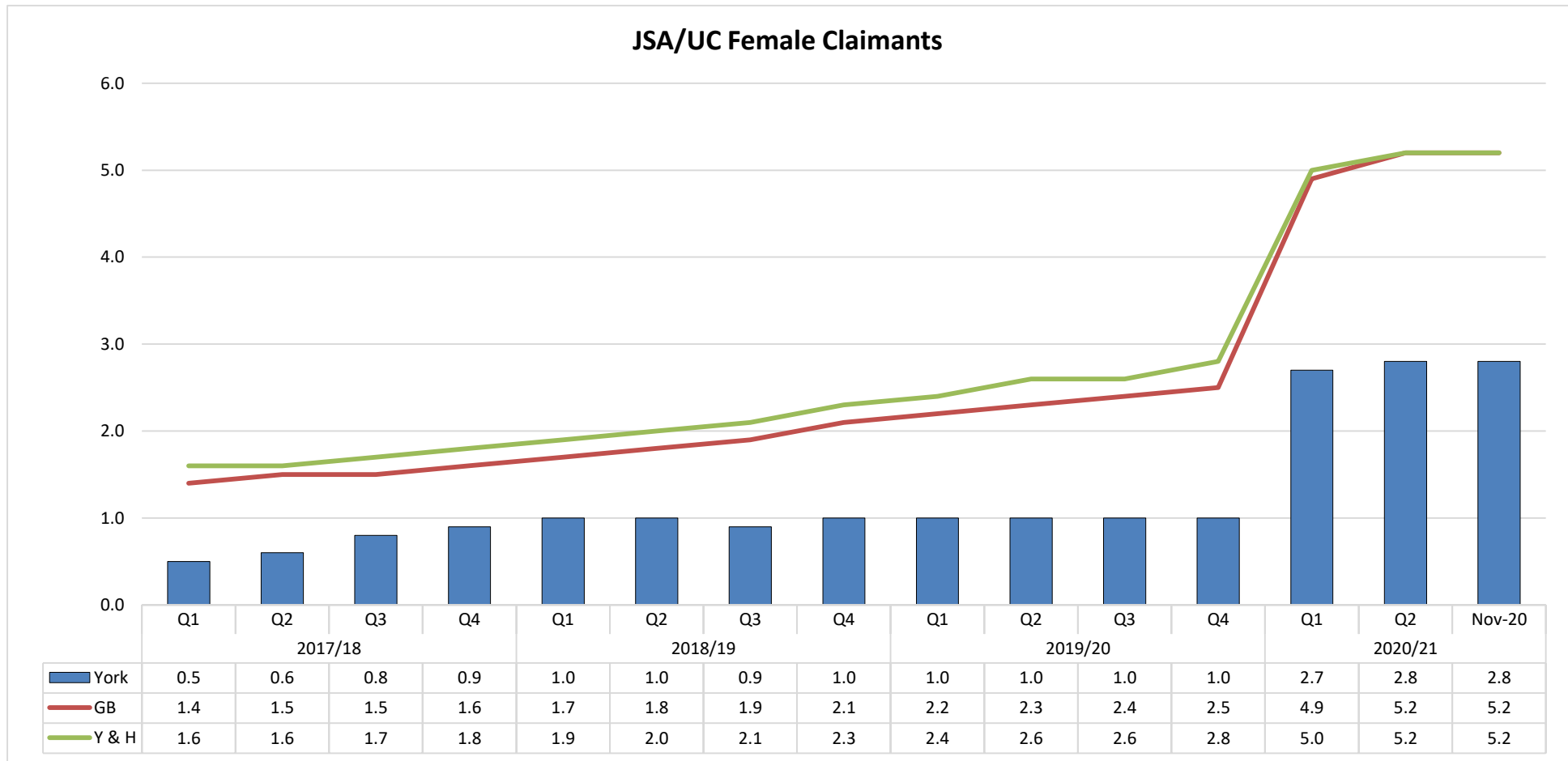


Source: [nomis - official labour market statistics \(ONS\)](https://nomis.statistics.gov.uk/)

Job Seekers Allowance and Universal Credit Claimants

JSA/UC Female Claimants

- Female Claimants have increased by 100 from last month, totalling 1,980, 1,270 more than one year ago - a 178.9% increase.
- This represents 2.8 % of the female working age population.
- The region stands at 5.2% and GB at 5.2%.

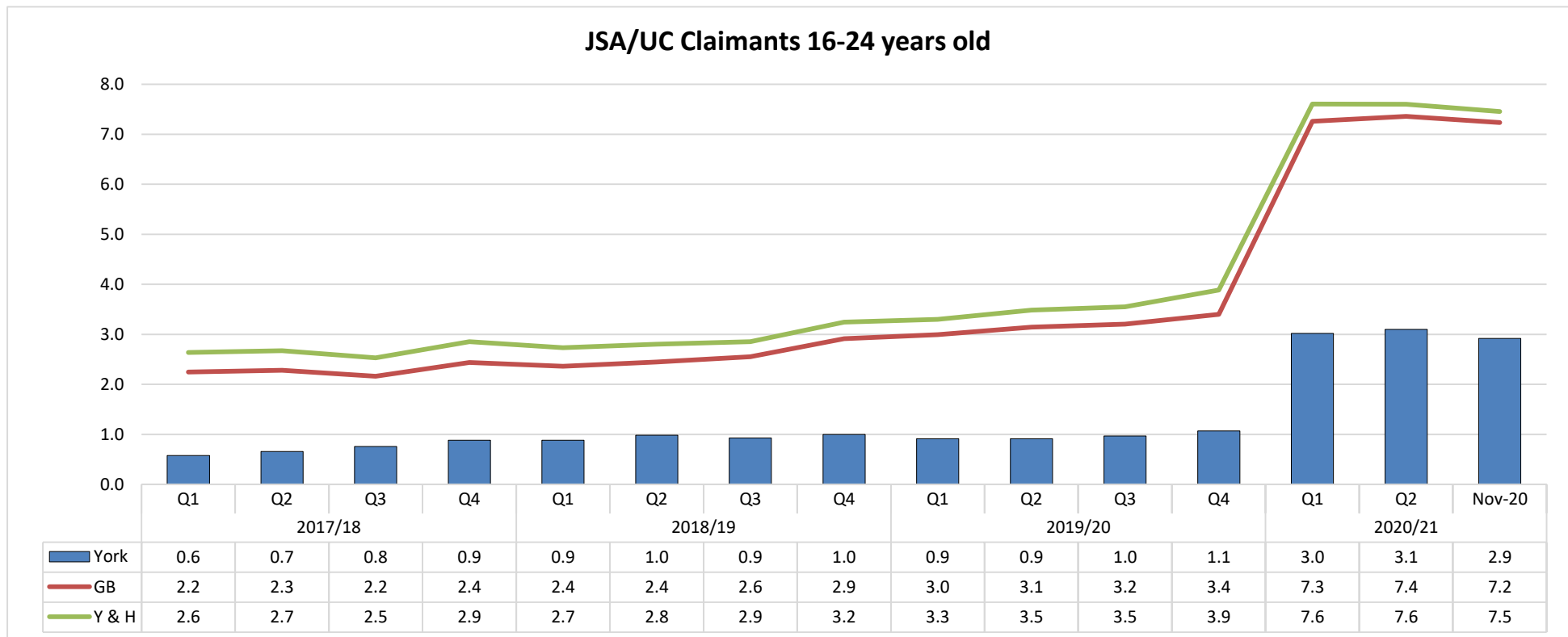


Source: [nomis - official labour market statistics \(ONS\)](#)

Job Seekers Allowance and Universal Credit Claimants

JSA/UC Claimants 16 - 24 years old

- In November 2020 the total number of claimants (16-24) stood at 1,040, a reduction of 20 (a 1.9% decrease) from October 2020.
- This represents 2.9% of the working age population.
- The region stands at 7.5% and GB at 7.2%.

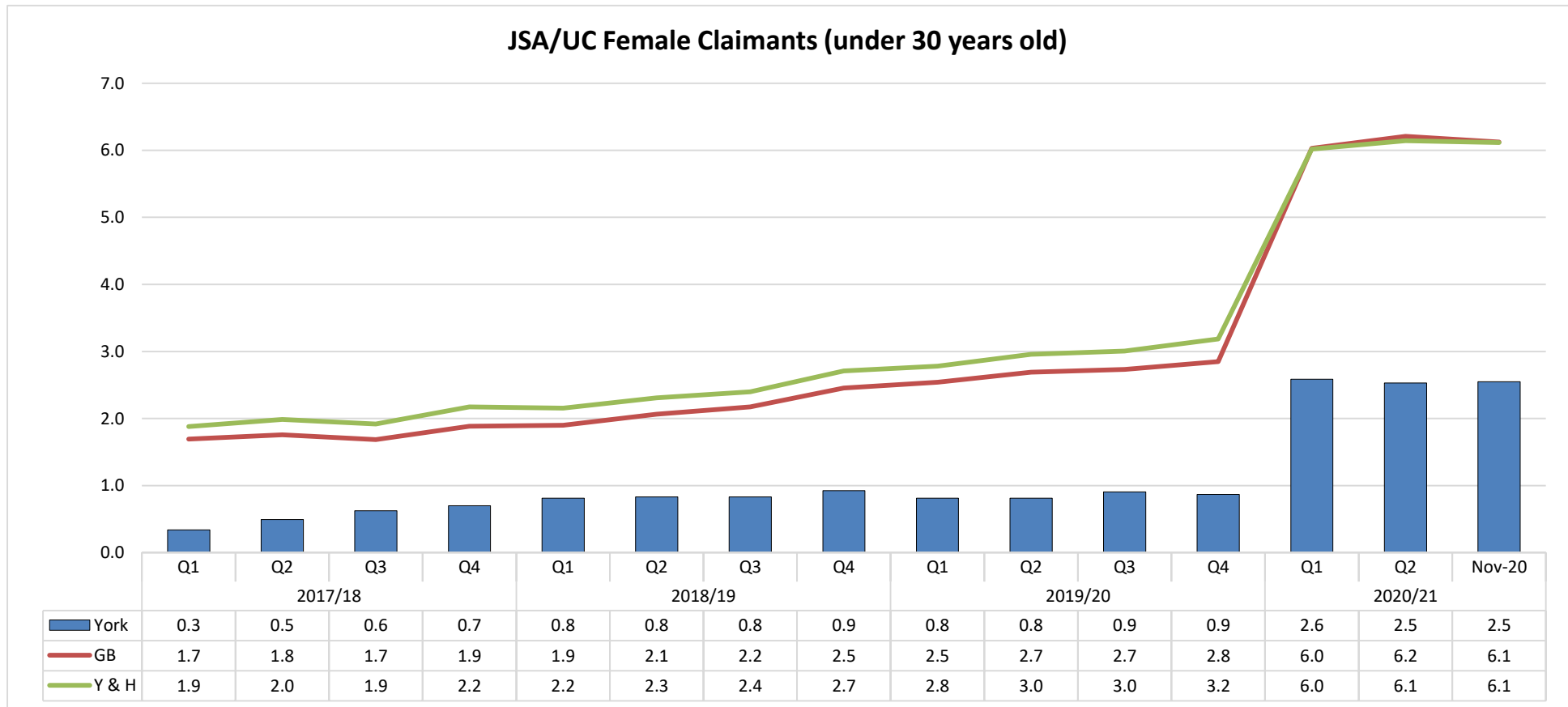


Source: [nomis - official labour market statistics \(ONS\)](#)

Job Seekers Allowance and Universal Credit Claimants

JSA/UC Female Claimants (under 30 years old)

- In November 2020 the total number of claimants (females under 30 years old) stood at 675, an increase of 15 from October 2020.
- This represents 2.5% of the working age population.
- The region stands at 6.1% and GB at 6.1%.



[Source: nomis - official labour market statistics \(ONS\)](#)

Job Seekers Allowance and Universal Credit Claimants

York Wards

Below are the claimant count for Wards comparing the latest available data with the previous month and the previous year.

Job Seekers Allowance And Universal Credit Claimants - Ward Analysis (Nov 2020)

Total JSA and U/C Claimants

Ward	November 2020		October 2020		November 2019	
Westfield	6.2	550	6.0	535	2.7	235
Clifton	5.1	480	5.1	470	1.8	170
Heworth	4.7	470	4.7	475	1.8	185
Holgate	4.5	390	4.4	380	1.9	165
Acomb	4.0	360	3.6	355	1.3	125
Micklegate	3.8	355	3.8	360	1.3	125
Huntington & New Earswick	3.8	280	3.7	270	1.4	100
Dringhouses & Woodthorpe	3.5	280	3.4	265	1.1	100
Guildhall	3.2	240	3.2	230	1.1	75
Rawcliffe & Clifton Without	2.8	225	2.8	220	1.0	80
Bishopthorpe	2.8	220	2.8	200	0.7	70
Strensall	2.6	200	2.6	190	0.6	65
Osbaldwick & Derwent	2.5	130	2.4	130	1.0	30
Heworth Without	2.5	125	2.6	125	0.9	35
Fulford & Heslington	2.5	120	2.3	115	0.7	50
Rural West York	2.4	105	2.1	95	0.7	30
Wheldrake	2.3	60	2.0	60	0.3	15
Hull Road	2.3	55	2.1	50	0.8	10
Fishergate	2.3	55	2.3	55	0.8	20
Haxby & Wigginton	2.0	55	2.0	50	0.6	15
Copmanthorpe	2.0	45	2.0	45	0.7	15

[Source: nomis - official labour market statistics \(ONS\)](#)

Under Universal Credit a broader span of claimants are required to look for work than under Jobseeker's Allowance. As Universal Credit Full Service is rolled out in particular areas, the number of people recorded as being on the Claimant Count is therefore likely to rise.

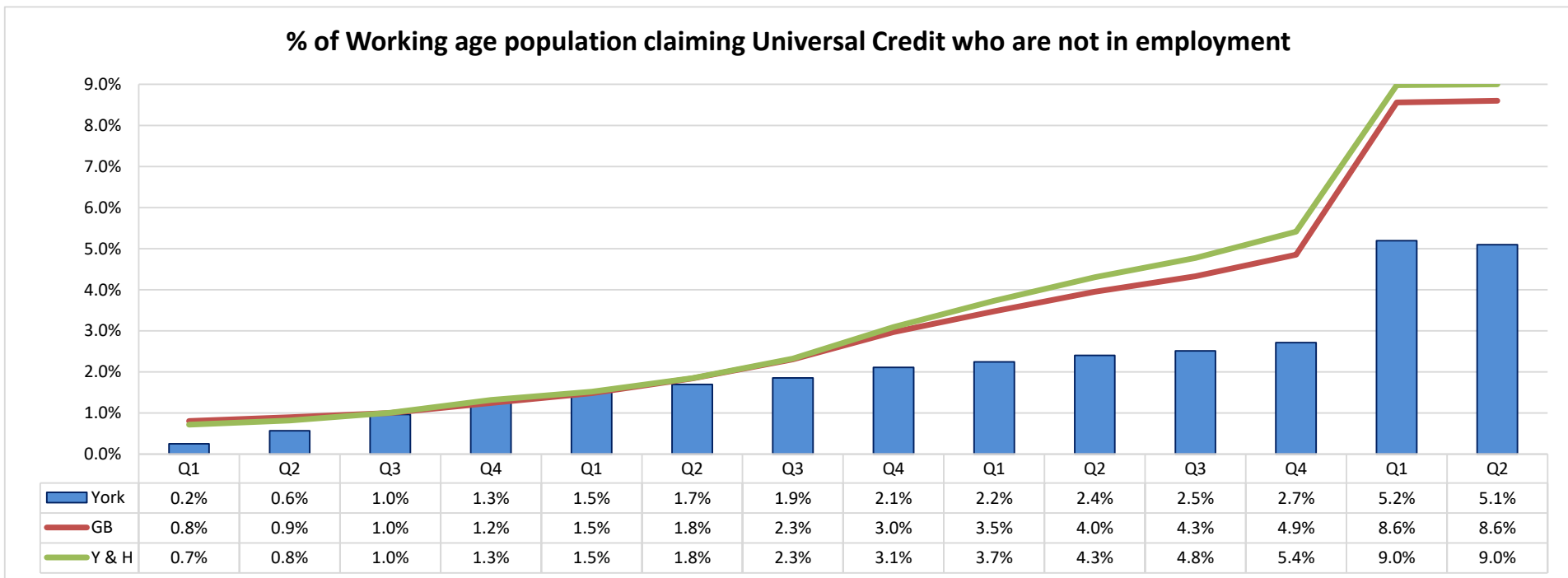
Job Seekers Allowance

Universal Credit Claimants

The JSA figures should be viewed in the context of the number of people receiving Universal Credit in York increasing from 12,756 in October to 13,120 in November. Under Universal Credit a broader span of claimants are required to look for work than under Jobseekers Allowance. As Universal Credit Full Service is rolled out in particular areas, the number of people recorded as being on the Claimant Count is therefore likely to rise.

Of which, in October, 6,917 were not in employment. The November figures will not be released until next month.

On 12 July 2017 Universal Credit became available to parents and couples in the York area, until this date Universal Credit was only available to single job seekers in the area. From November 2019 the provisional figures will show the total of those claiming Universal Credit. A breakdown will only be shown when the figures are revised.



Source: [nomis - official labour market statistics \(ONS\)](#)

Following the introduction of Universal Credit, the claimant count takes into account:

- people claiming contribution JSA (this is not affected by the introduction of Universal Credit)
- the figures for Universal Credit are provisional for the current month and may be revised in the next update.