

City of York Council



Annual Survey of Hours and Earnings Median Earnings

2021

The ONS released the following narrative in relation to the national picture:

Statistics in this bulletin relate to the pay period that includes 21 April 2021, at which time approximately 3.7 million employees were furloughed under the Coronavirus Job Retention Scheme (CJRS); pay estimates include furloughed employees and are based on actual payments made to the employee from company payrolls and the hours on which this pay was calculated, which in the case of furloughed employees are their usual hours (as included in the CJRS claim).

In 2021 gross weekly earnings for full-time employees increased most in the lower paying occupations such as process plant and machine operatives (9.1%) and elementary occupations (7.7%); skilled trades also saw a large increase (9%) after having the largest decrease between 2019 and 2020 (negative 6.5%); the highest paying occupations had the smallest increases between 2020 and 2021.

Source: ONS - Annual Survey of Hours and Earnings 2021

2021

York overall picture:

The survey provides data on levels, distribution and make up of earnings and hours worked for UK employees by sex and full-time/part-time status in all industries and occupations.

Summary of release:

Median Gross Weekly Pay by Workplace:

	2020	2021		
Full Time:				
York:	£574.90	£636.20	↑	10.66%
National:	£570.20	£612.80	↑	7.47%
Regional:	£520.40	£564.00	↑	8.38%

Median Gross Annual Pay by Workplace:

	2020	2021		
Full Time:				
York:	£30,725.00	£32,490.00	↑	5.74%
National:	£29,633.00	£31,364.00	↑	5.84%
Regional:	£26,892.00	£28,808.00	↑	7.12%

Difference between median Weekly Pay and 25th Percentile:

Pay Gap:				
York:	£168.20	£193.60	↑	15.10%
National:	£157.20	£157.40	↑	0.13%
Regional:	£133.00	£139.00	↑	4.51%

Median Gross Hourly Rate by Workplace:

Full Time:				
York:	£14.78	£16.69	↑	12.92%
National:	£14.39	£15.70	↑	9.10%
Regional:	£13.00	£14.18	↑	9.08%

Median Gross Weekly Pay by Workplace:

Part Time:				
York:	£182.60	£200.10	↑	9.58%
National:	£161.30	£215.80	↑	33.79%
Regional:	£162.40	£213.80	↑	31.65%

Median Hours Worked by Workplace:

Full Time:				
York:	37.00	37.30	↑	1.00%
National:	37.50	37.50	→	0.00%
Regional:	37.50	37.50	→	0.00%

Source: ONS - Annual Survey of Hours and Earnings

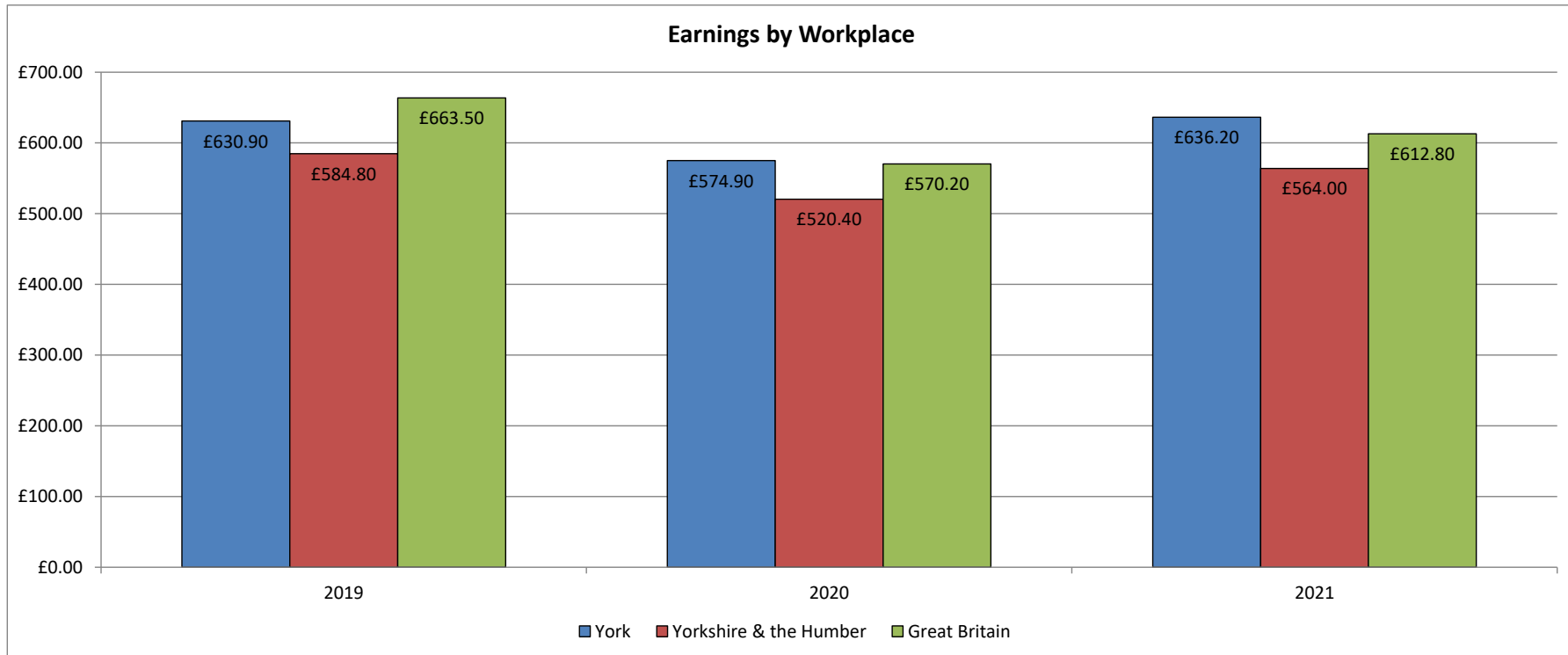
York overall picture:

Earnings by Workplace

The median gross weekly pay for York was £636.20. This is an increase of 10.66% since the previous year (2020) when the median gross pay was £574.90.

The median gross weekly pay for Yorkshire & the Humber in the same period has increased by 8.38% from £520.40 to £564.00. There has been a reduction in the difference between York and the Yorkshire Region of 1.9%.

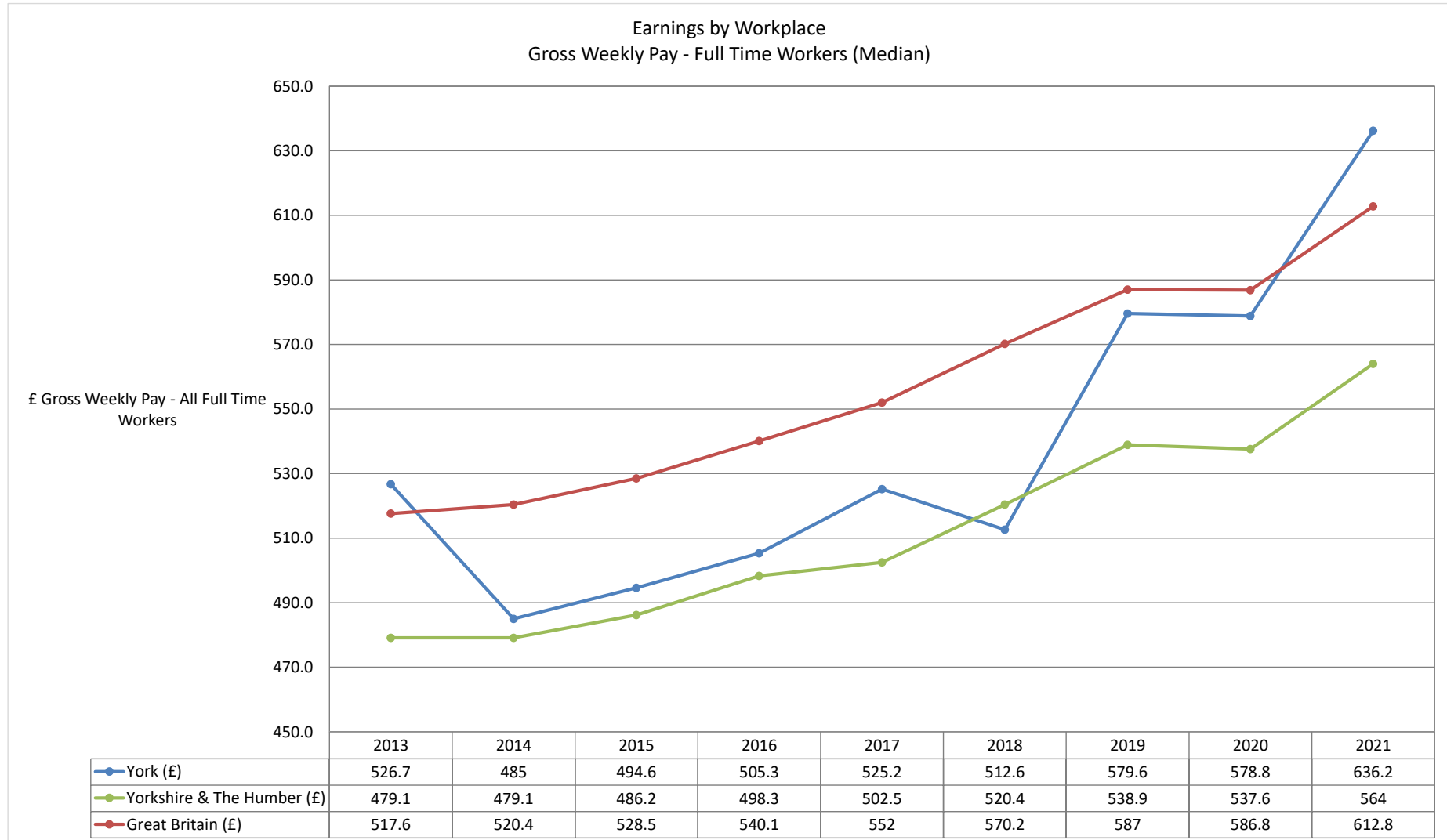
In the same period the median gross weekly pay for Great Britain has increased by 7.47% from £570.20 to £612.80. There has been a reduction in the difference between York and Great Britain of 2.9%.



Source: ONS - Annual Survey of Hours and Earnings

York is ranked highest in the region (up from 2/15 in 2020) with Kirklees ranked the lowest with the median gross weekly pay of £528.10.

Full Time Workers Gross Weekly Pay showing historic data from 2013 to 2021



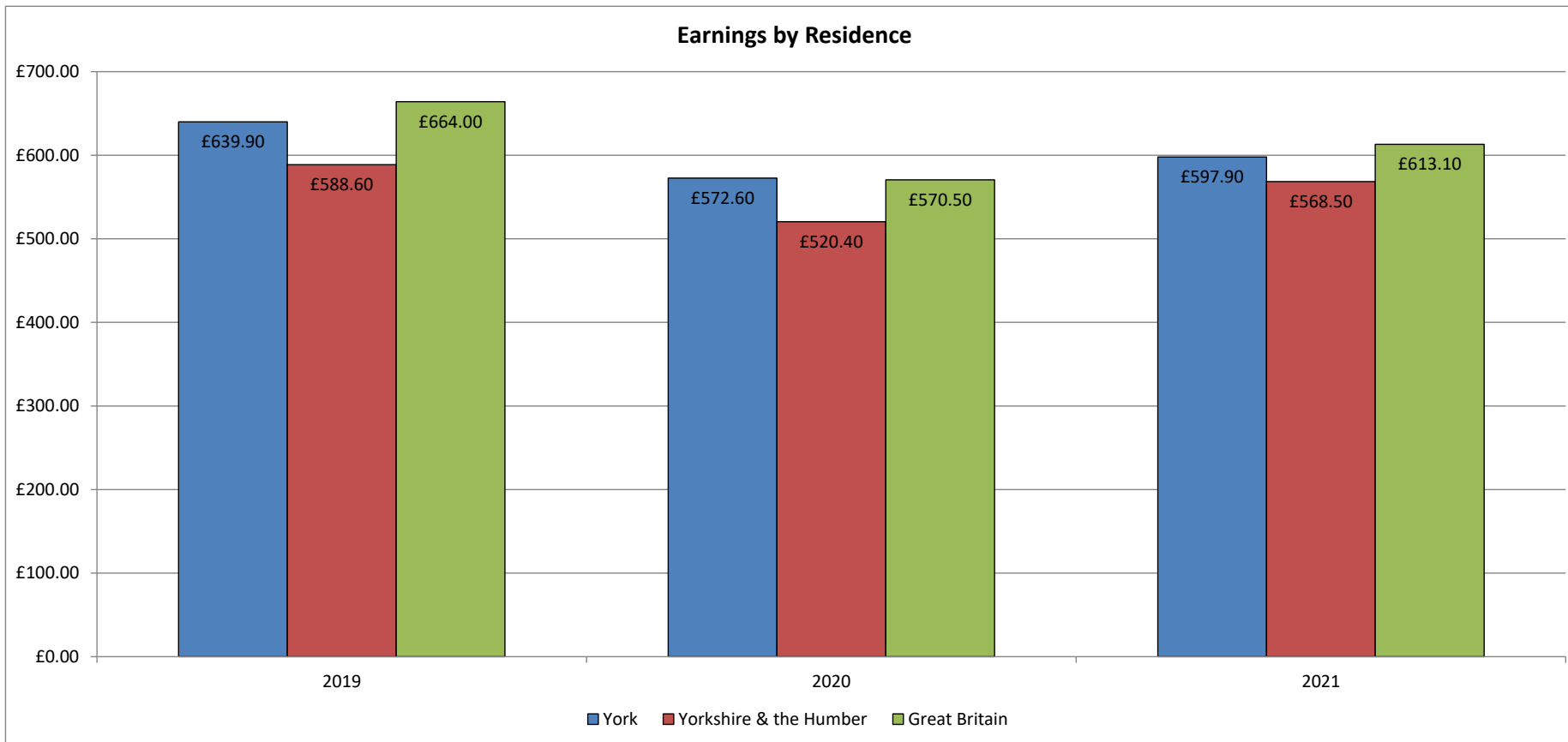
Source: ONS - Annual Survey of Hours and Earnings

Earnings by Residence

The median gross weekly pay for 2021 is £597.90. This is an increase of 4.42% since the previous year (2020) when the median gross pay was £572.60.

The median gross weekly pay for Yorkshire & the Humber in the same period has increased by 9.24% from £520.40 to £568.50. There has been a reduction in the difference between York and Yorkshire and the Humber of -4.2%.

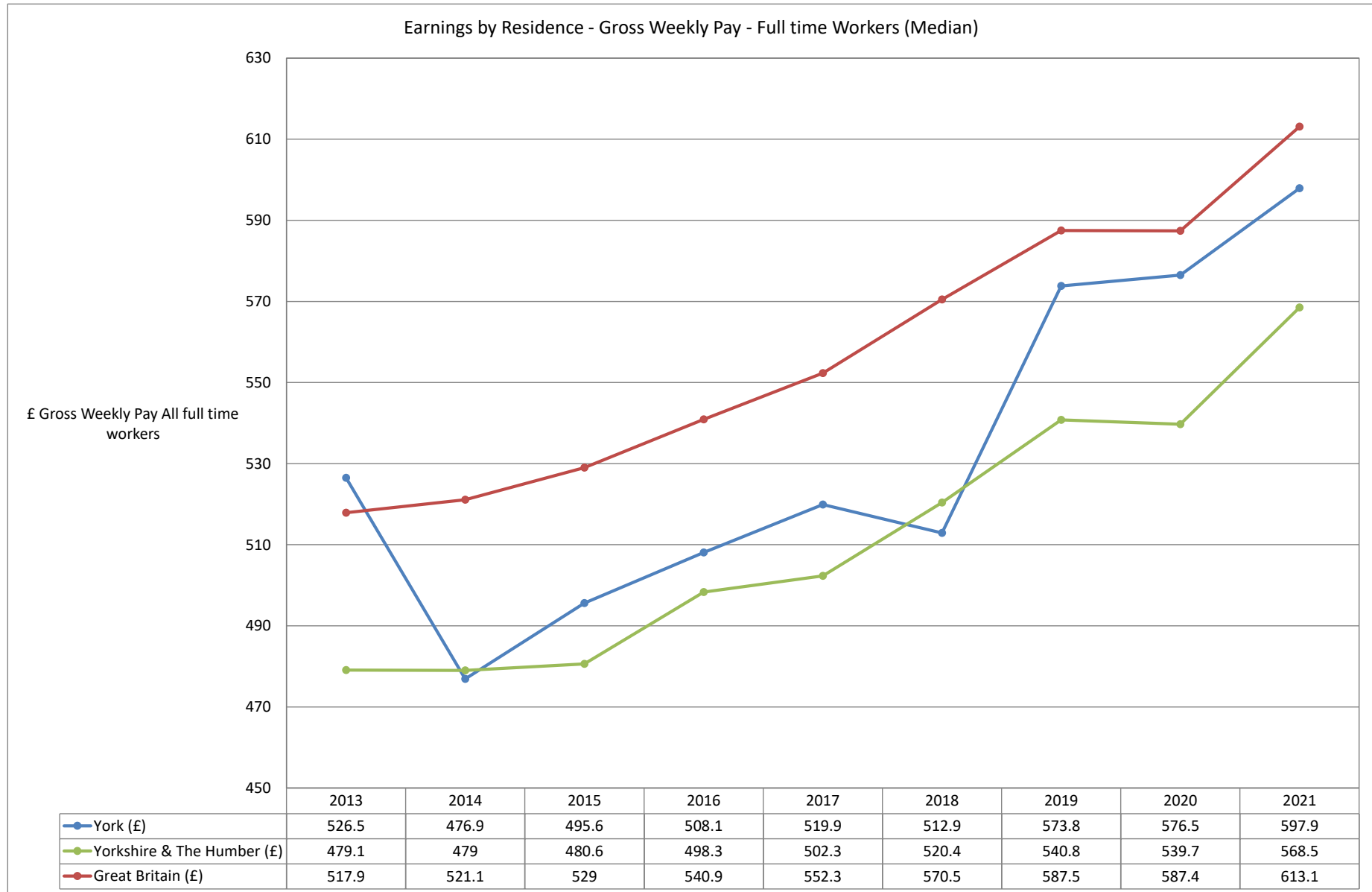
In the same period the median gross weekly pay for Great Britain has increased by 7.47% from £570.50 to £613.10. There has been an increase in the difference between York and Great Britain of 2.9 %.



Source: ONS - Annual Survey of Hours and Earnings

York is ranked 2/15 in the region (no change from 2020) with East Riding of Yorkshire ranked the highest with the median gross weekly pay of £609.00 and Kingston upon Hull ranked the lowest with a gross weekly pay of £510.20.

Full Time Workers Gross Weekly Pay showing historic data from 2013 to 2021



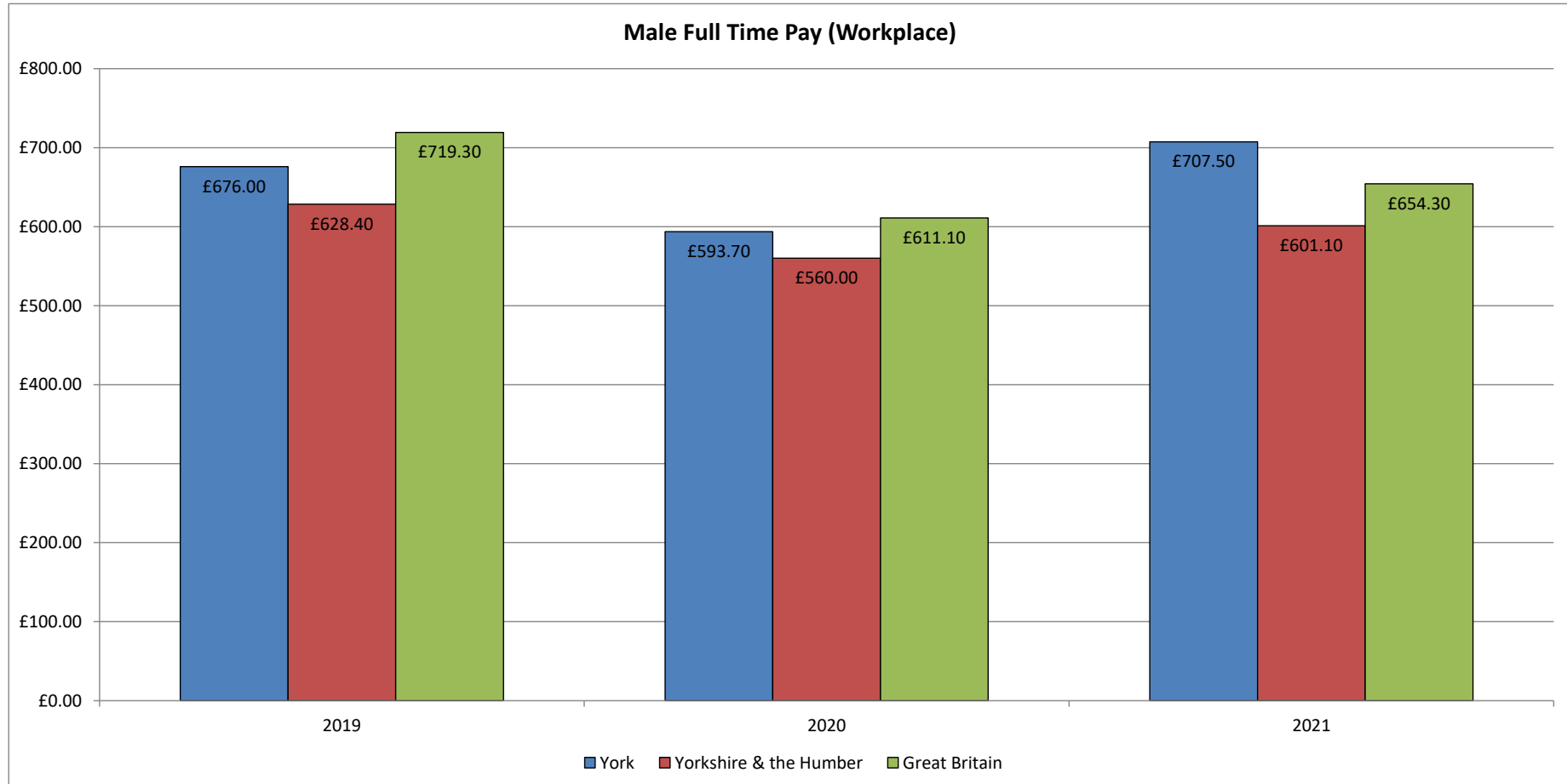
Source: ONS - Annual Survey of Hours and Earnings

Full Time Pay for Males (Workplace)

The median gross weekly pay for 2021 is £707.50. This is an increase of 19.17% since the previous year (2020) when the median gross pay was £593.70.

The median gross weekly pay for Yorkshire & the Humber in the same period has increased by 7.34% from £560.00 to £601.10. There has been a reduction in the difference between York and Yorkshire and the Humber of 9.4%.

In the same period the median gross weekly pay for Great Britain has increased by 7.07% from £611.10 to £654.30. There has been a reduction in the difference between York and Great Britain of 10.5%.



Source: ONS - Annual Survey of Hours and Earnings

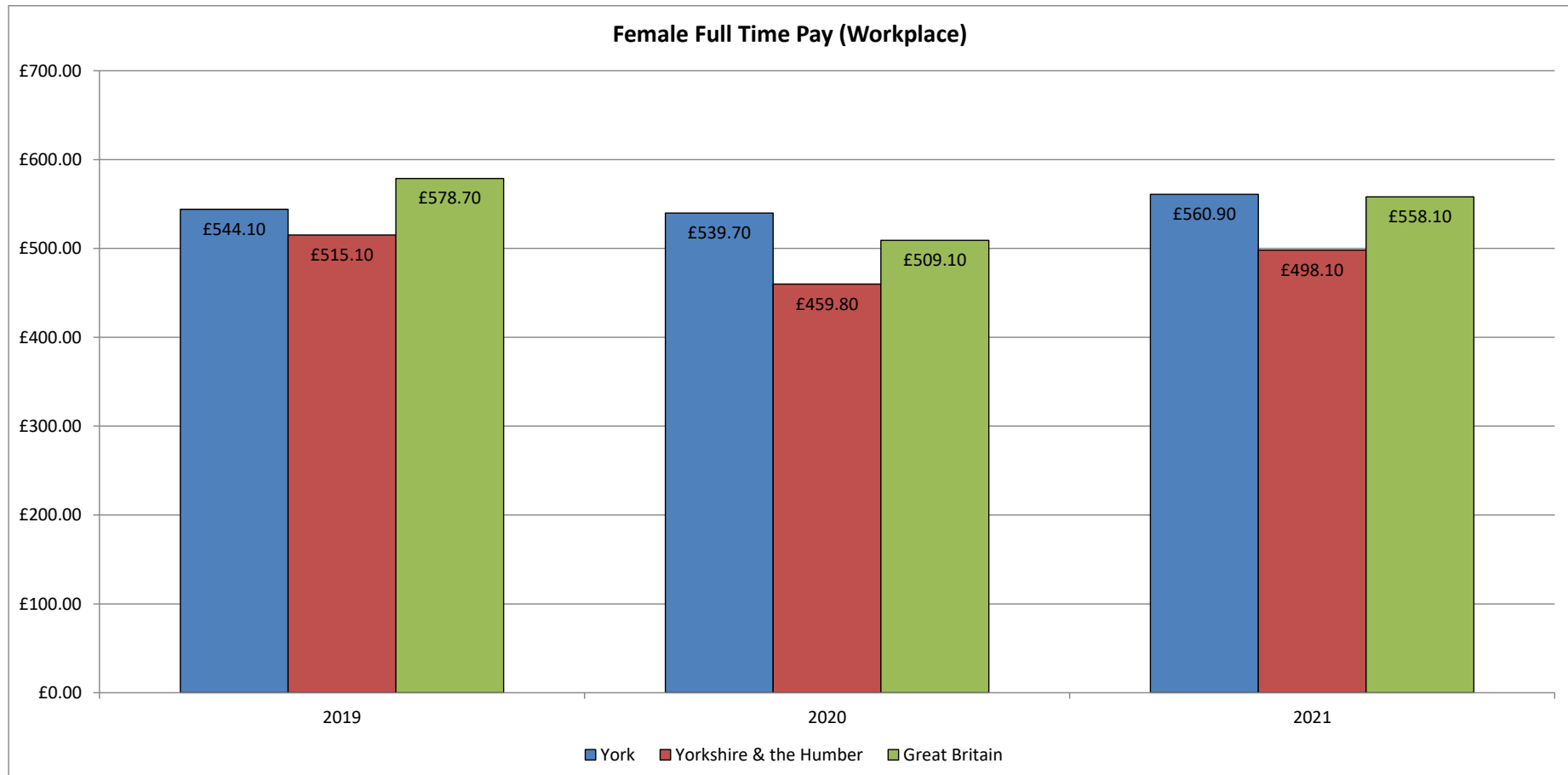
York is ranked highest in the region with an median gross weekly pay of £707.50 and Kirklees is ranked the lowest with the median gross weekly pay of £555.90.

Full Time Pay for Females (Workplace)

The median gross weekly pay for 2021 is £560.90. This is an increase of 3.93% since the previous year (2020) when the median gross pay was £539.70.

The median gross weekly pay for Yorkshire & the Humber in the same period has increased by 8.33% from £459.80 to £498.10. There has been an increase in the difference between York and Yorkshire and the Humber of 3.6 %.

In the same period the median gross weekly pay for Great Britain has increased by 9.62% from £509.10 to £558.10. There has been an increase in the difference between York and Great Britain of 5.2% .



Source: ONS - Annual Survey of Hours and Earnings

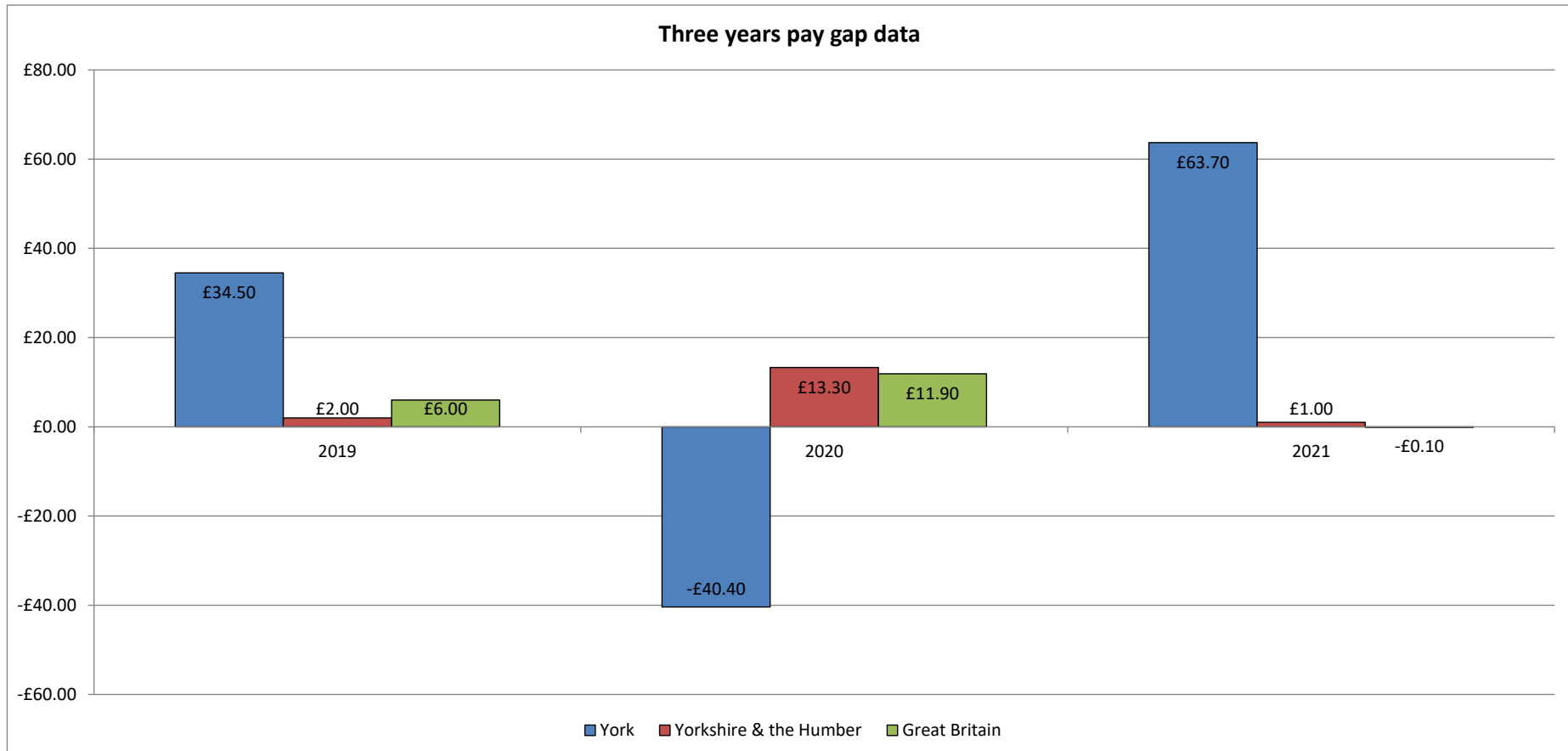
York is ranked highest in the region with an median gross weekly pay of £560.90 and North East Lincolnshire is ranked the lowest with the median gross weekly pay of £428.00.

Pay Gap Data (Workplace)

The difference between the median gross weekly pay and 25 percentile for 2021 is £193.60. This is an increase of 15.10% since the previous year (2020) when the difference in gross pay was £168.20.

The difference in median gross weekly pay for Yorkshire & the Humber in the same period has increased by 4.51% from £133.00 to £139.00. There has been a reduction in the difference between York and Yorkshire and the Humber of 7.3% .

In the same period the median gross weekly pay for Great Britain has increased by 0.13% from £157.20 to £157.40. There has been a reduction in the difference between York and Yorkshire and the Humber of 12.2%.



Source: ONS - Annual Survey of Hours and Earnings

York is ranked highest in the region with a difference in the median gross weekly pay of £193.60 and Barnsley is ranked the lowest with the median gross weekly pay of £107.10.

Part-Time Pay (Workplace)

The median gross weekly pay for 2021 is £200.10. This is an increase of 9.58% since the previous year (2020) when the median gross pay was £182.60.

The median gross weekly pay for Yorkshire & the Humber in the same period has increased by 31.65% from £162.40 to £213.80. There has been an increase in the difference between York and Yorkshire and the Humber of 17.9%.

In the same period the median gross weekly pay for Great Britain has increased by 33.79% from £161.30 to £215.80. There has been an increase in the difference between York and Great Britain of 19.5%.



Source: ONS - Annual Survey of Hours and Earnings

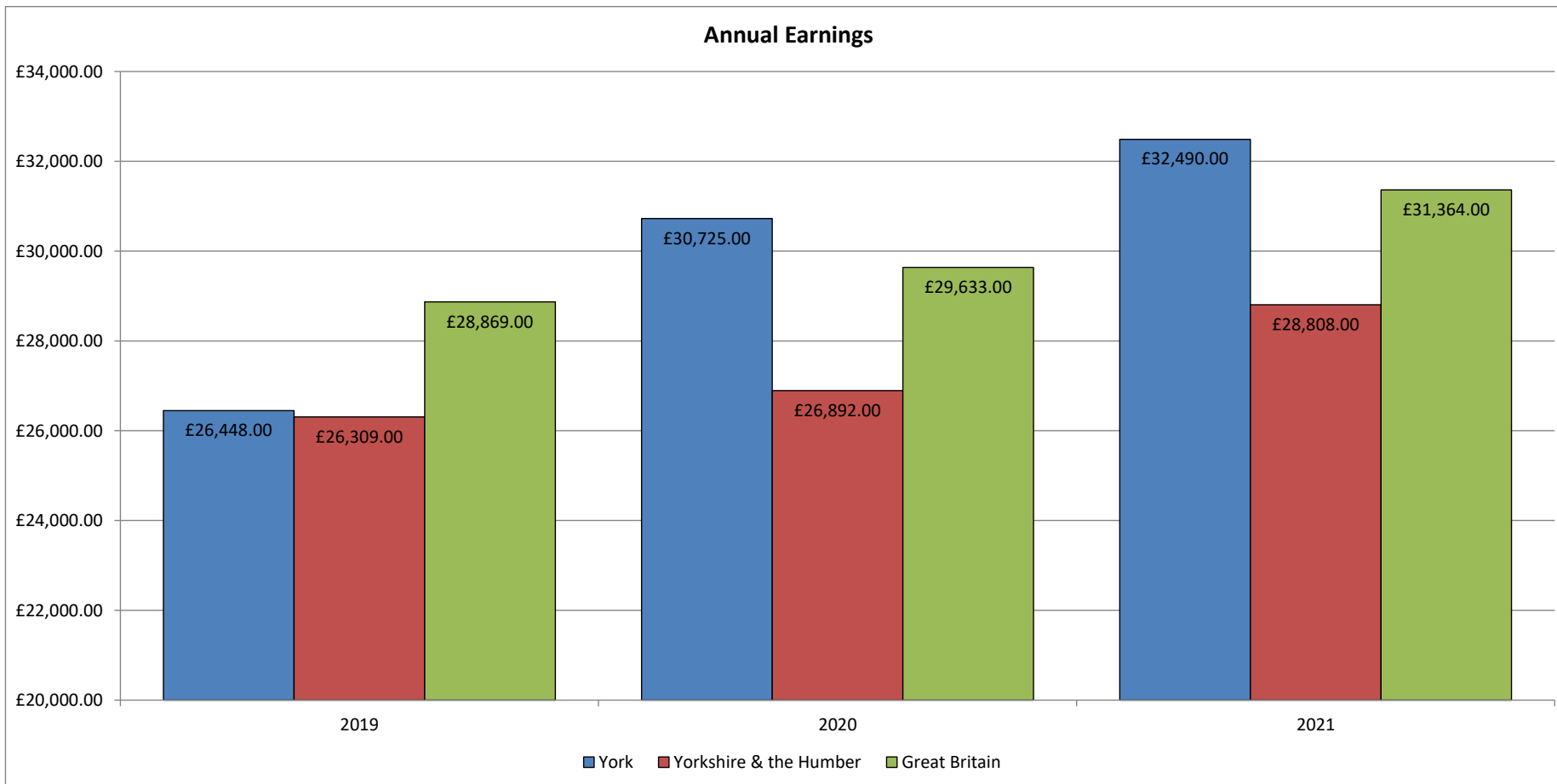
York is ranked 13/15 in the region (Up from 14/15 in 2020) with Rotherham ranked the highest with an median gross weekly pay of £240.80 and East Riding of Yorkshire ranked the lowest with an median gross weekly pay of £190.60.

Annual Pay (Workplace)

The median gross annual pay for 2021 is £32,490.00. This is an increase of 5.74% since the previous year (2020) when the median gross pay was £30,725.00.

The median gross annual pay for Yorkshire & the Humber in the same period has increased by 7.12% from £26,892.00 to £28,808.00. There has been a reduction in the difference between York and Yorkshire and the Humber of -1.14%.

In the same period median gross annual pay for Great Britain has increased by 5.84% from £29,633.00 to £31,364.00. There has been an increase in the difference between York and Great Britain of 0.1%.



Source: ONS - Annual Survey of Hours and Earnings

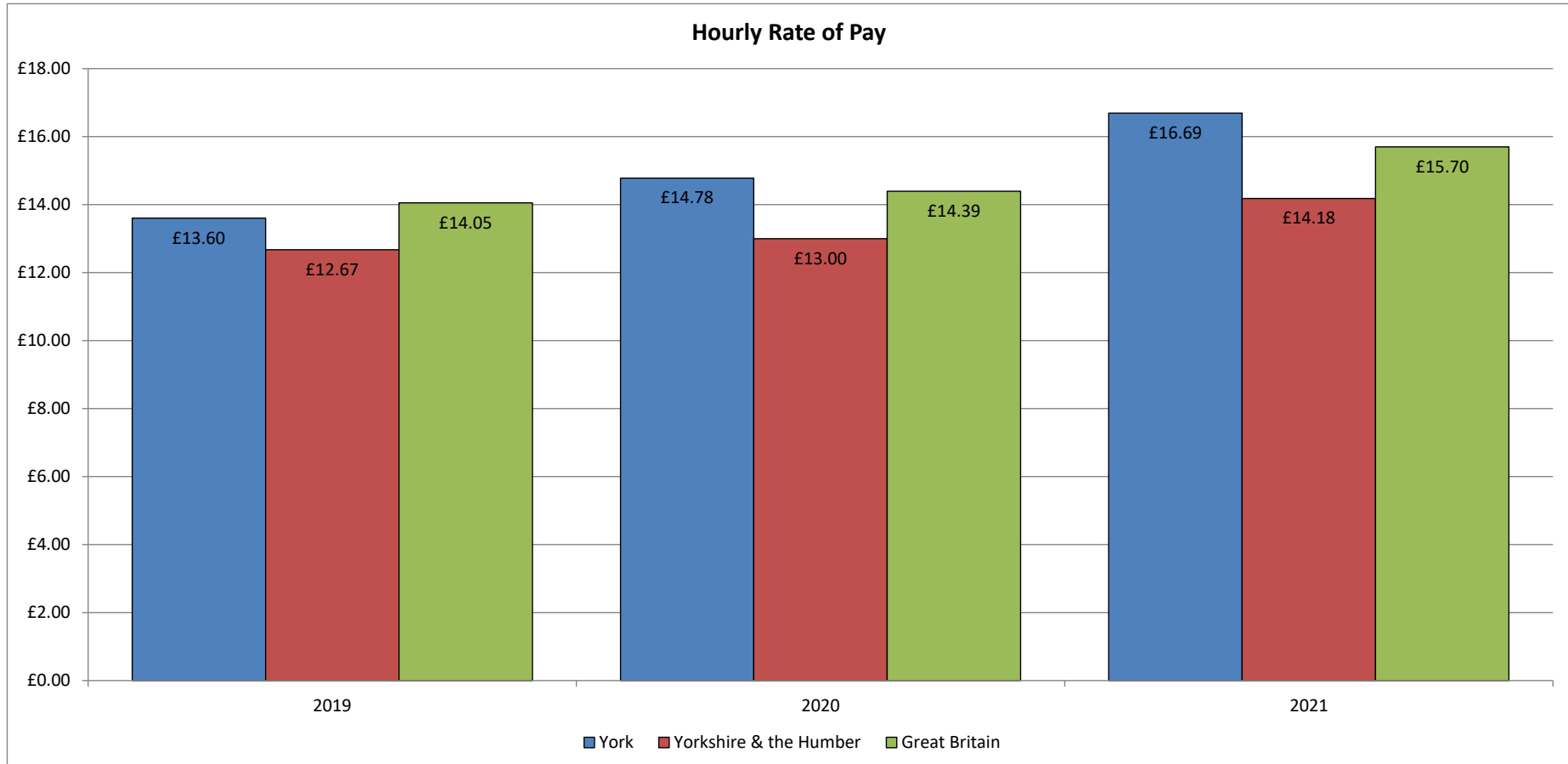
York is ranked highest in the region with median gross weekly pay of £32,490.00 and Kirklees is ranked the lowest with the median gross weekly pay of £26,633.00.

Hourly Rate of Pay (Workplace)

The median gross hourly rate of pay for 2021 is £16.69. This is an increase of 12.92% since the previous year (Previous) when the median gross pay was £14.78.

The median gross hourly pay for Yorkshire & the Humber in the same period has increased by 9.08% from £13.00 to £14.18. There has been a reduction in the difference between York and Yorkshire and the Humber of 3.0% .

In the same period the median gross hourly pay for Great Britain has increased by 9.10% from £14.39 to £15.70. There has been a reduction in the difference between York and Great Britain of 3.3% from 2.6% to 5.9%.



Source: ONS - Annual Survey of Hours and Earnings

York is ranked highest in the region with median gross weekly pay of £16.69 and Doncaster is ranked the lowest with the median gross weekly pay of £13.03.