

City of York Council



Job Seekers Allowance and Universal Credit Claimants

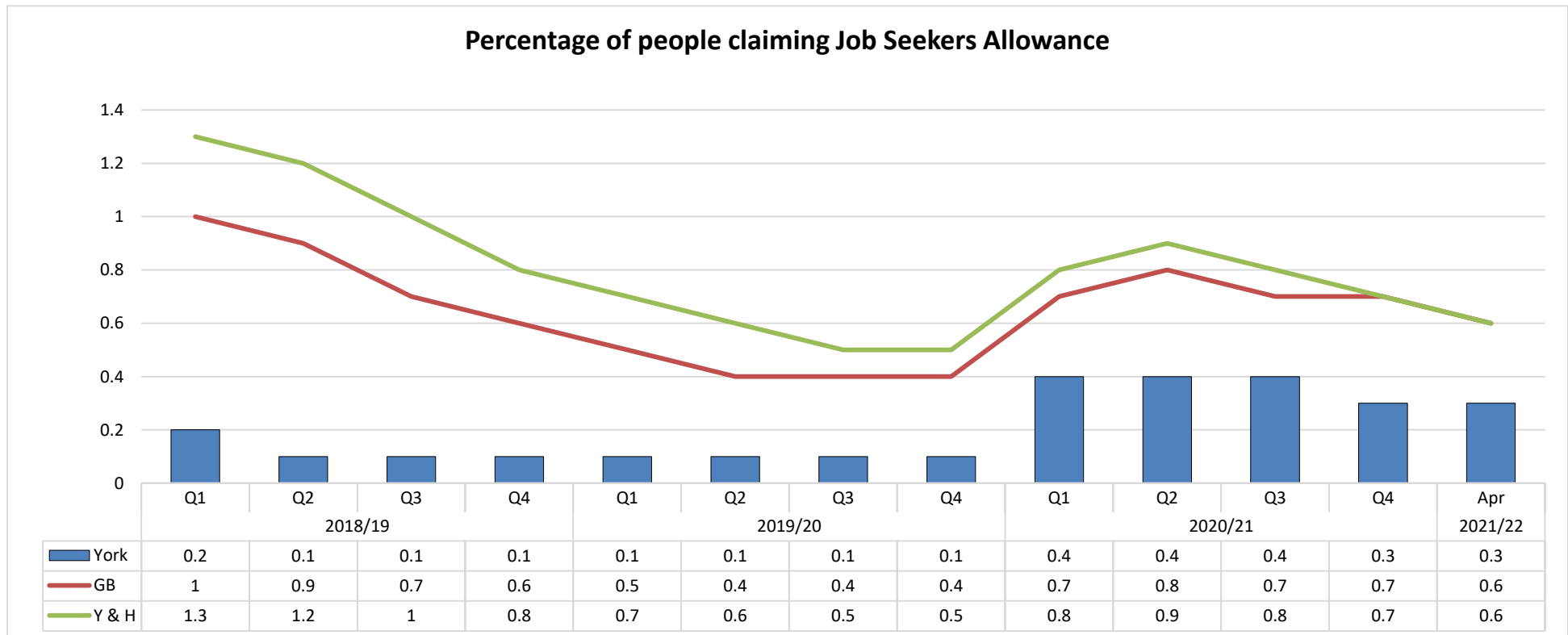
April 2021

Job Seekers Allowance

April 2021

York overall picture:

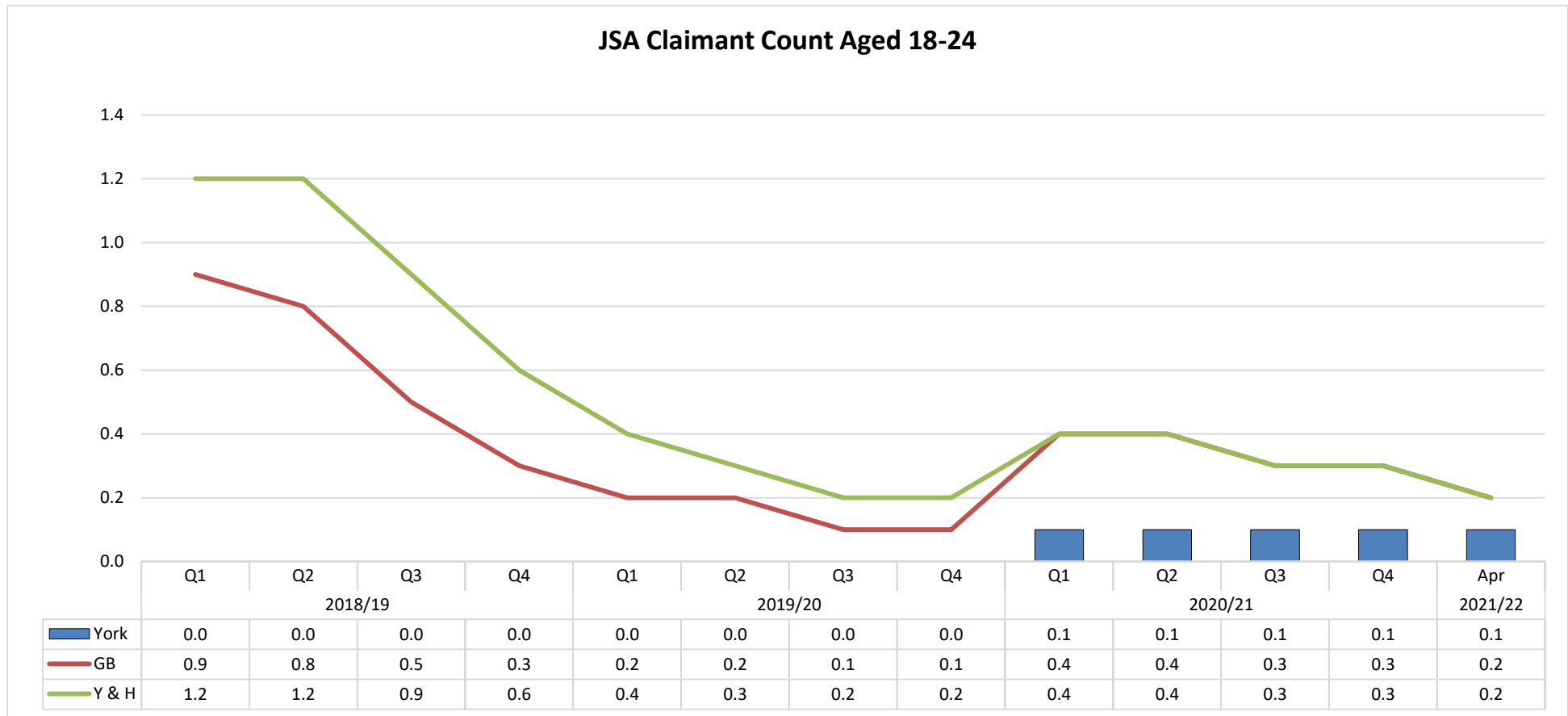
- The JSA claimant count for York in April 2021 is 365.
- In March 2019 the figure was 180, which is an increase of 102.8% .
- This represents 0.3% of the working age population.
- The region stands at 0.6% and GB at 0.6%.
- The highest JSA claimant count in York in the past 10 years (from April 2011) is from February 2012 with a figure of 3,675 or 2.8% of the working age population.



Source: [nomis](https://www.nomis.gov.uk/) - official labour market statistics (ONS)

JSA Claimants 18 - 24 years old

- In April 2021 the total number of claimants (18-24) stood at 15, an increase of 15 from March 2019.
- This represents 0.0% of the working age population.
- The region stands at 0.2% and GB at 0.2%.

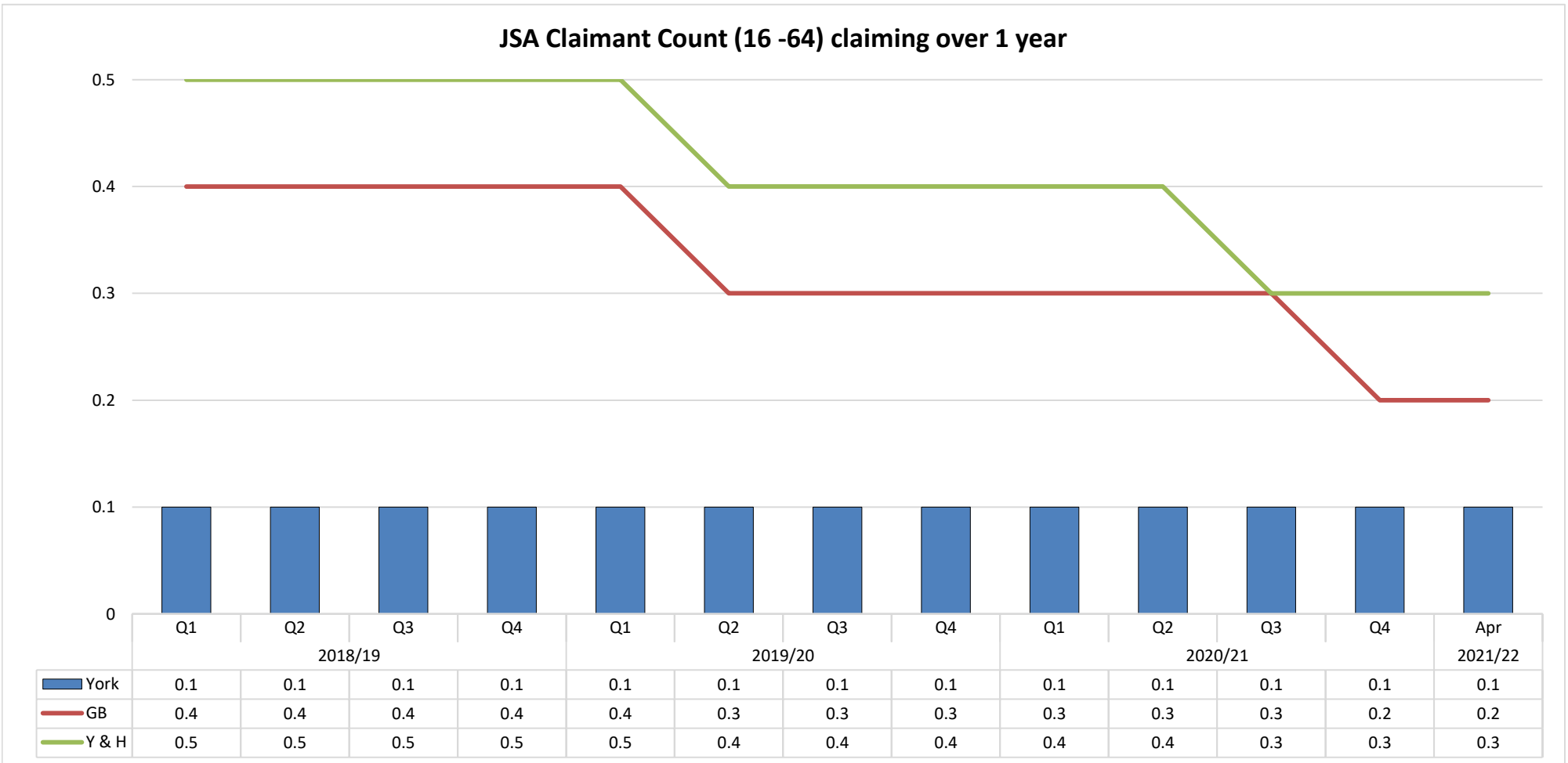


Source: [nomis - official labour market statistics \(ONS\)](#)

Job Seekers Allowance

JSA Claimants out of work for over one year

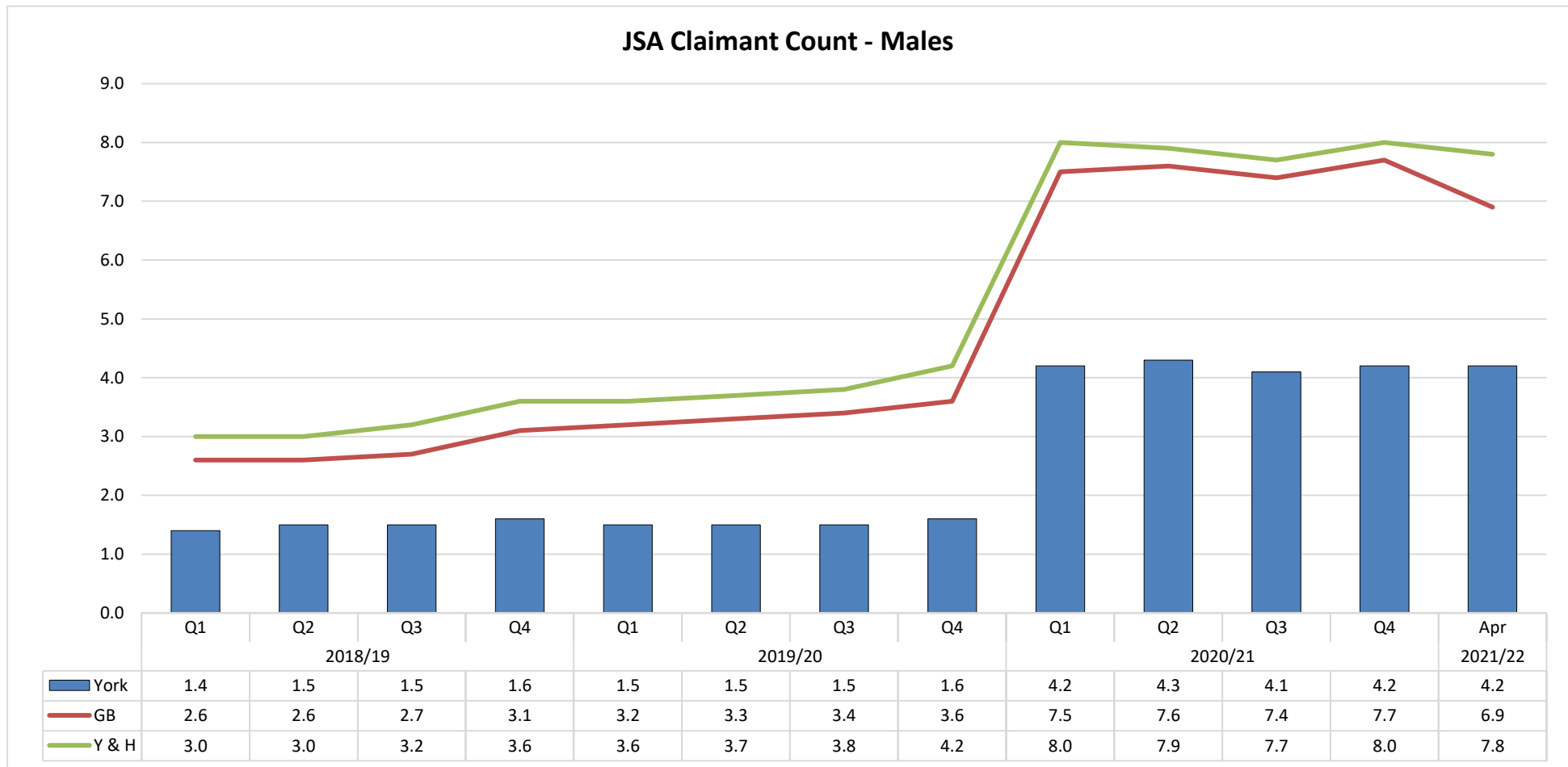
- Claimants out of work for over one year, showed no change from last month, no change from one year ago.
- This represents 0.1% of the working age population who were out of work for over 1 year.
- The region stands at 0.3% and GB at 0.2%.



Source: [nomis - official labour market statistics \(ONS\)](#)

JSA Male Claimant Count

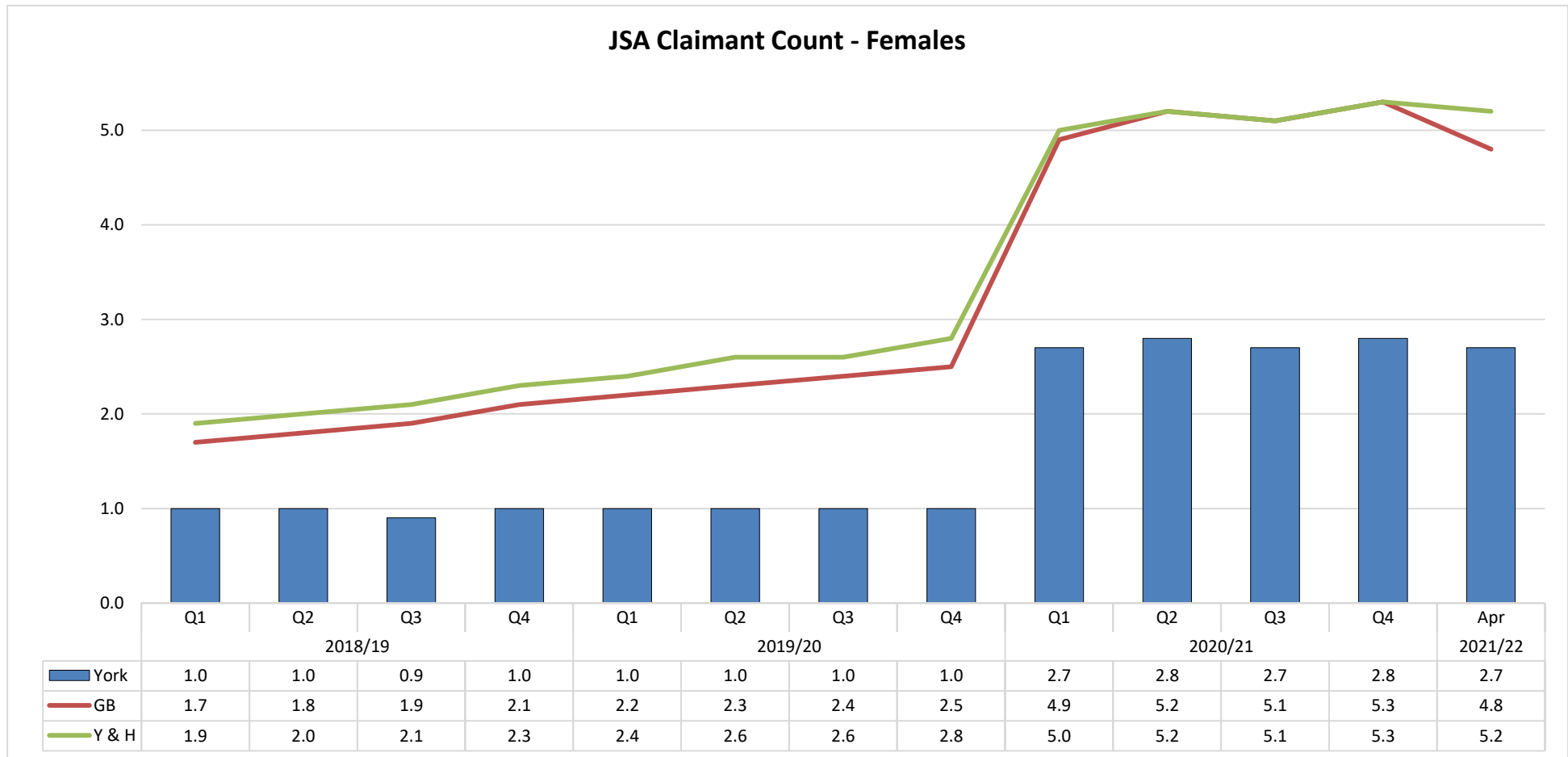
- Male Claimants have decreased by 35 from last month, totalling 200, 90 more than one year ago - a 81.8% increase.
- This represents 3.9 % of the male working age population.
- The region stands at 7.5% and GB at 7.2%.



Source: [nomis - official labour market statistics \(ONS\)](https://www.nomis.gov.uk)

JSA Female Claimants

- Female Claimants have decreased by 40 from last month, totalling 165, 95 more than one year ago - a 135.7% increase.
- This represents 2.5 % of the female working age population.
- The region stands at 5.0% and GB at 4.9%.



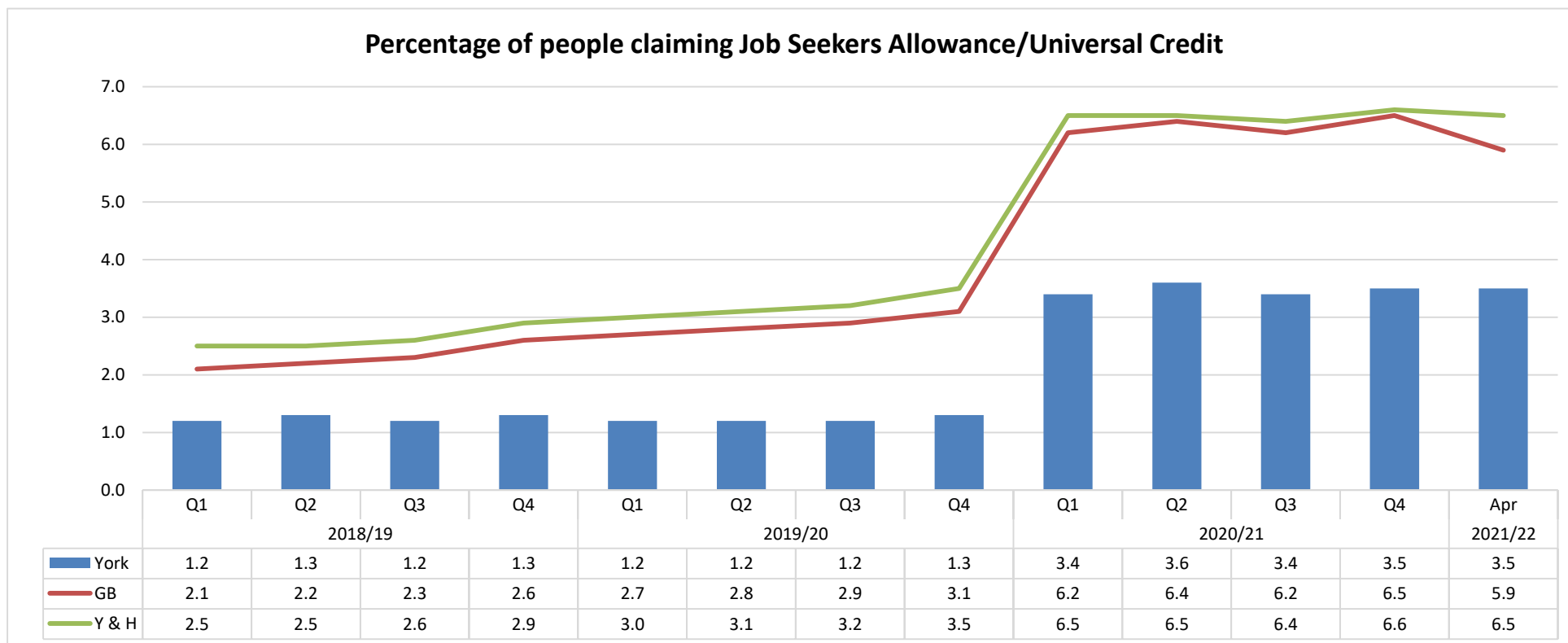
Source: [nomis - official labour market statistics \(ONS\)](https://www.nomis.gov.uk/)

Job Seekers Allowance and Universal Credit Claimants

April 2021

York Jobseekers Allowance/Universal Credit overall picture:

- The JSA/UC claimant count for York in April 2021 is 4,800.
- In March 2019 the figure was 1845, this is an increase of 2955 (160.2%).
- This represents 3.5% of the working age population.
- The region stands at 6.5% and GB at 5.9%.
- The highest JSA/UC claimant count in York in the past 4 years (from April 2017) is from August 2020 with a figure of 5,080 or 3.7% of the working age population.

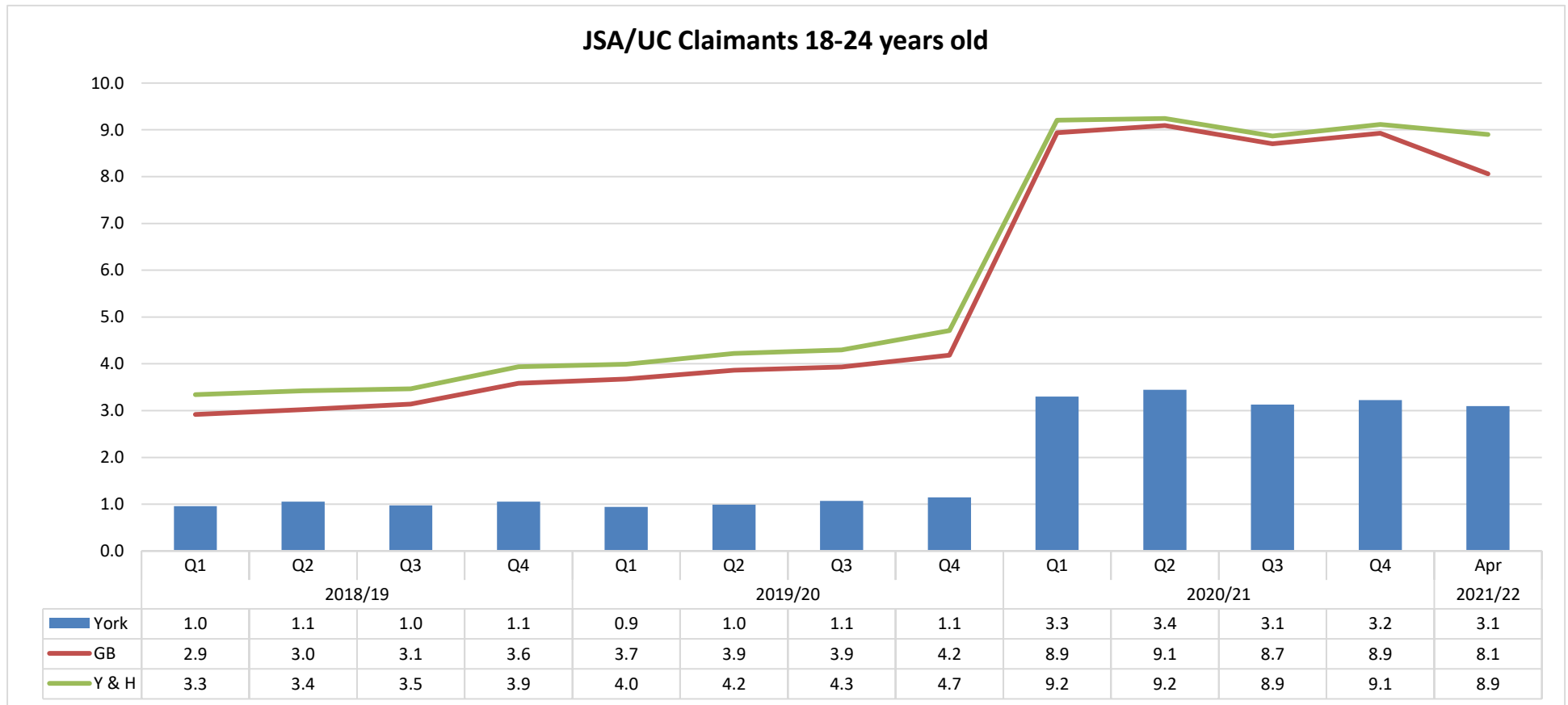


Source: [nomis - official labour market statistics \(ONS\)](#)

Job Seekers Allowance and Universal Credit Claimants

JSA/UC Claimants 18 - 24 years old

- In April 2021 the total number of claimants (18-24) stood at 985, a reduction of 40 (a 3.9% decrease) from March 2021.
- This represents 3.1% of the working age population.
- The region stands at 8.9% and GB at 8.1%.

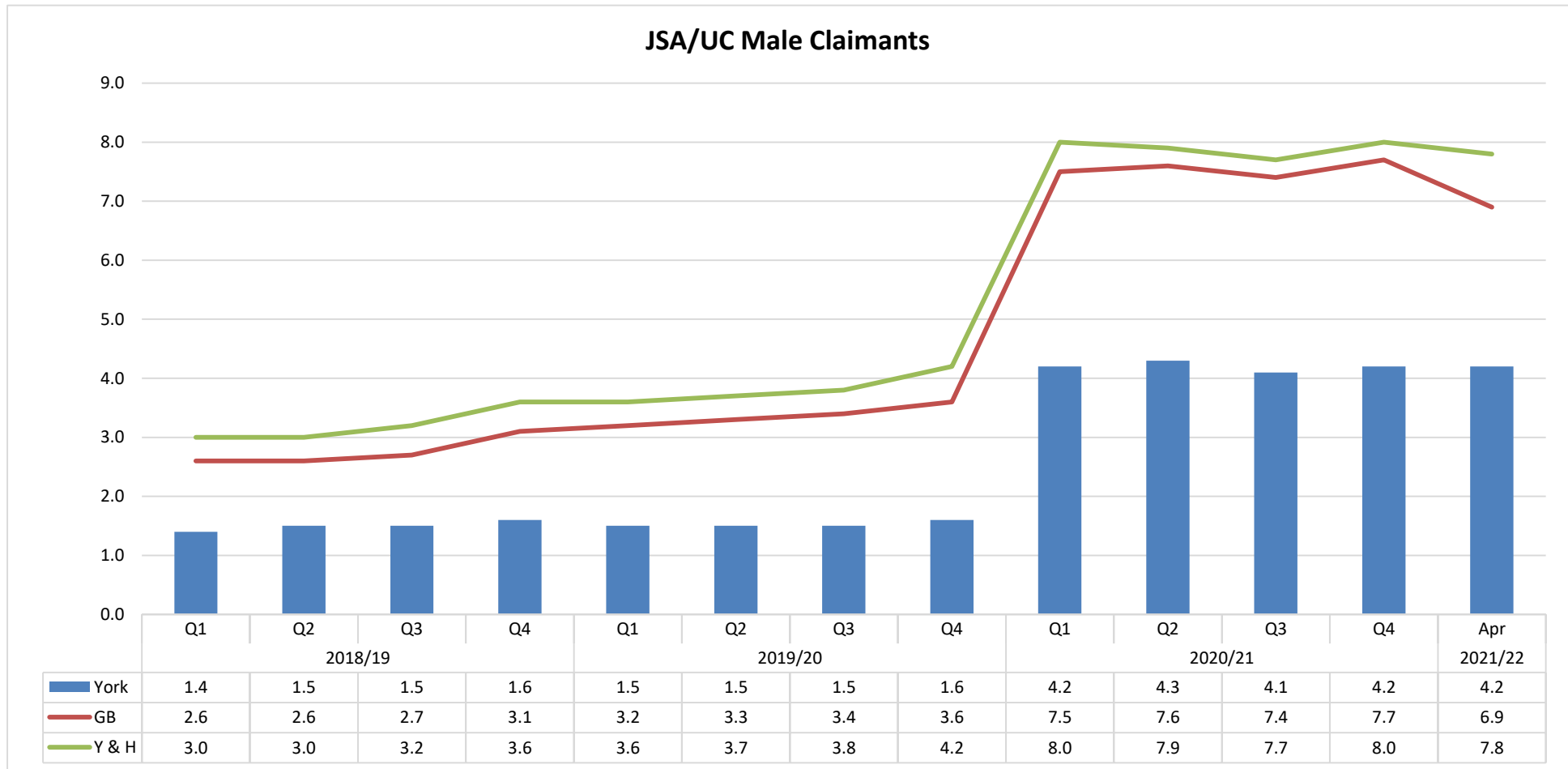


[Source: nomis - official labour market statistics \(ONS\)](#)

Job Seekers Allowance and Universal Credit Claimants

JSA/UC Male Claimant Count

- Male Claimants have decreased by 40 from last month, totalling 2,895, 1,765 more than one year ago - a 156.2% increase.
- This represents 4.2 % of the male working age population.
- The region stands at 7.8% and GB at 6.9%.

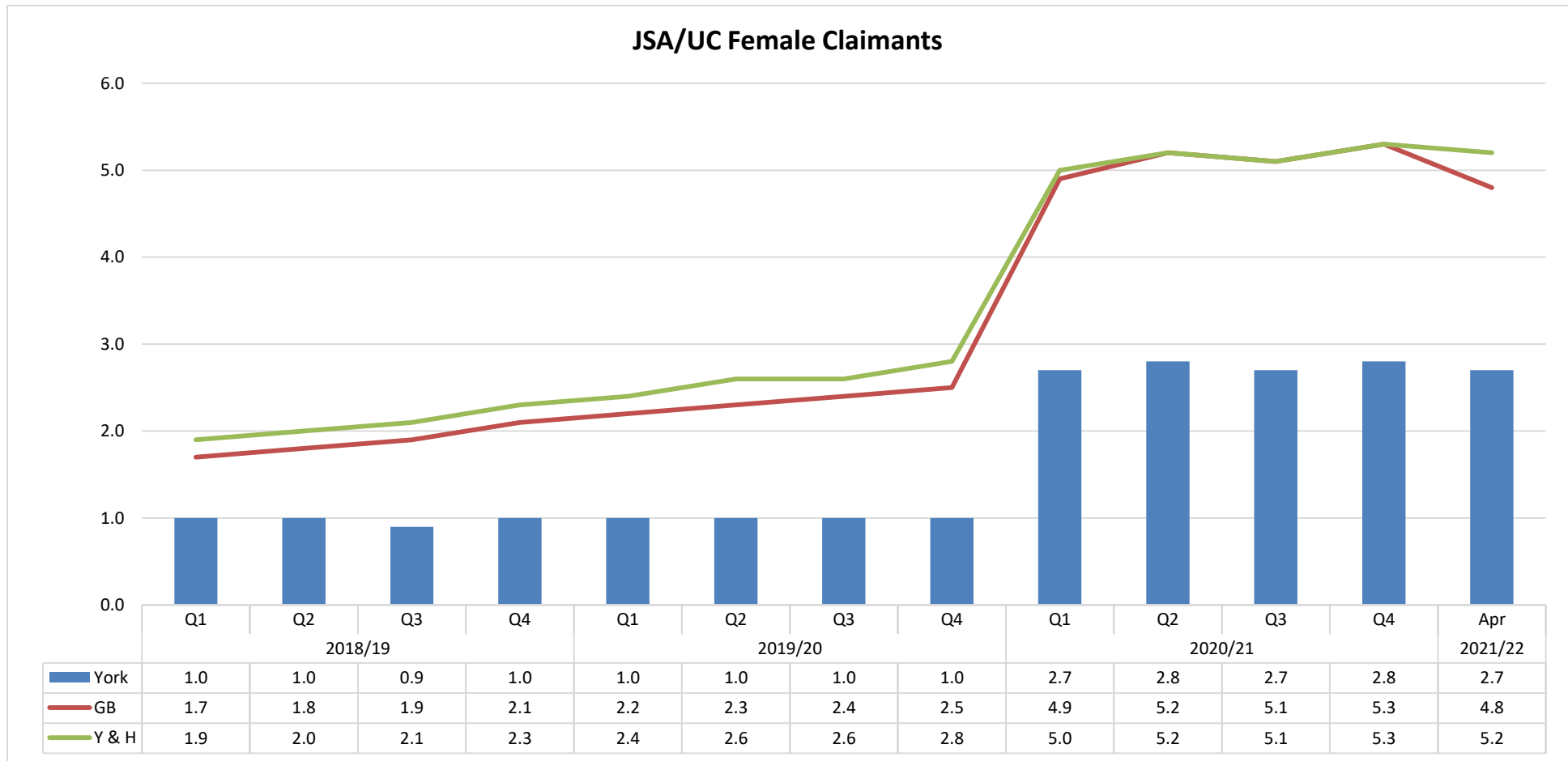


Source: [nomis - official labour market statistics \(ONS\)](https://www.nomis.gov.uk)

Job Seekers Allowance and Universal Credit Claimants

JSA/UC Female Claimants

- Female Claimants have decreased by 40 from last month, totalling 1,900, 1,190 more than one year ago - a 167.6% increase.
- This represents 2.7 % of the female working age population.
- The region stands at 5.2% and GB at 4.8%.



Source: [nomis - official labour market statistics \(ONS\)](#)

Job Seekers Allowance and Universal Credit Claimants

York Wards

Below are the claimant count for Wards comparing the latest available data with the previous month and the previous year.

Job Seekers Allowance And Universal Credit Claimants - Ward Analysis (May 2021)

Total JSA and U/C Claimants

Ward	May 2021		April 2021		May 2020	
Westfield	6.1	540	6.4	570	6.8	605
Clifton	4.7	445	4.9	475	5.0	510
Holgate	4.2	420	4.6	455	4.7	465
Heworth	4.2	365	4.5	395	4.6	405
Micklegate	3.4	330	3.9	345	4.1	350
Huntington & New Earswick	3.4	315	3.6	365	3.8	390
Acomb	3.4	270	3.6	270	4.5	260
Dringhouses & Woodthorpe	3.3	250	3.5	265	3.6	285
Guildhall	3.0	225	3.2	235	3.4	245
Rawcliffe & Clifton Without	2.7	220	3.0	235	3.5	275
Osbalwick & Derwent	2.6	195	2.7	210	2.7	205
Rural West York	2.4	190	2.5	205	2.4	250
Heworth Without	2.3	125	2.7	155	3.1	160
Fulford & Heslington	2.3	120	2.7	130	1.9	125
Fishergate	2.3	110	2.5	110	2.4	110
Bishophorpe	2.3	100	2.1	115	3.1	135
Hull Road	2.2	50	2.2	55	2.1	65
Strensall	2.0	50	2.3	60	2.7	45
Haxby & Wigginton	2.0	50	2.5	45	2.6	65
Copmanthorpe	2.0	45	2.2	50	2.2	50
Wheldrake	1.6	40	1.6	40	2.3	55

[Source: nomis - official labour market statistics \(ONS\)](#)

Under Universal Credit a broader span of claimants are required to look for work than under Jobseeker's Allowance. As Universal Credit Full Service is rolled out in particular areas, the number of people recorded as being on the Claimant Count is therefore likely to rise.

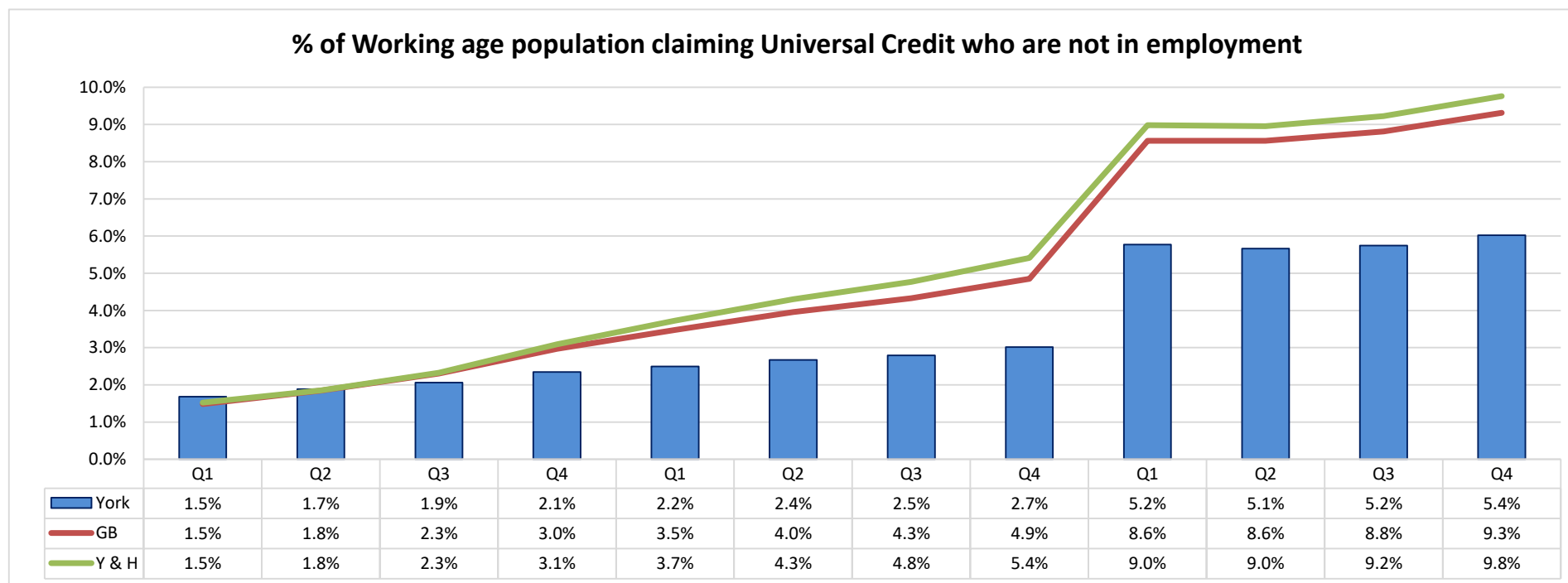
Job Seekers Allowance

Universal Credit Claimants

The JSA figures should be viewed in the context of the number of people receiving Universal Credit in York increasing from 13,187 in March to 13,141 in April. Under Universal Credit a broader span of claimants are required to look for work than under Jobseekers Allowance. As Universal Credit Full Service is rolled out in particular areas, the number of people recorded as being on the Claimant Count is therefore likely to rise.

Of which, in March, 7,530 were not in employment. The April figures will not be released until next month.

On 12 July 2017 Universal Credit became available to parents and couples in the York area, until this date Universal Credit was only available to single job seekers in the area. From November 2019 the provisional figures will show the total of those claiming Universal Credit. A breakdown will only be shown when the figures are revised.



Source: [nomis - official labour market statistics \(ONS\)](#)

Following the introduction of Universal Credit, the claimant count takes into account:

- people claiming contribution JSA (this is not affected by the introduction of Universal Credit)
- the figures for Universal Credit are provisional for the current month and may be revised in the next update.