

2017 MICHELIN LE MANS CUP - COLLECTIVE TEST SESSION

22-04-2017

21 - 23 April 2017

Result of Track Session 1

Autodromo Internacional Algarve - 4652 mtr.


| Pos | Nbr | Cls | Plc | Name / Entrant | Car | Fastest | Ln | Gap | Diff | Laps | Km/h |
|-----|-----|------|-----|--|-------------------------|----------|----|-------|-------|------|--------|
| 1 | 19 | LMP3 | 1 | Yann Ehrlacher M. Racing - YMR | Norma M 30 - Nissan | 1:40.683 | 16 | | | 38 | 166,37 |
| 2 | 14 | LMP3 | 2 | Ross Warburton RLR M Sport | Ligier JS P3 - Nissan | 1:40.986 | 30 | 0.303 | 0.303 | 40 | 165,87 |
| 3 | 48 | LMP3 | 3 | Nico Pronk Kox Racing | Ligier JS P3 - Nissan | 1:41.357 | 12 | 0.674 | 0.371 | 53 | 165,26 |
| 4 | 53 | LMP3 | 4 | Millara-Bihel-Ricci M. Racing - YMR | Ligier JS P3 - Nissan | 1:42.518 | 25 | 1.835 | 1.161 | 48 | 163,39 |
| 5 | 65 | LMP3 | 5 | Adrien Chila Graff | Ligier JS P3 - Nissan | 1:42.980 | 42 | 2.297 | 0.462 | 43 | 162,66 |
| 6 | 20 | GT3 | 1 | Baker-Barker Gulf Racing UK | Porsche 911 GT3 R | 1:43.612 | 23 | 2.929 | 0.632 | 44 | 161,66 |
| 7 | 7 | GT3 | 2 | Lee Mowle Lee Mowle | Mercedes AMG GT3 | 1:43.988 | 4 | 3.305 | 0.376 | 42 | 161,08 |
| 8 | 4 | LMP3 | 6 | Emanuele Busnelli SVC Sport Management GMBH | Ligier JS P3 - Nissan | 1:44.066 | 11 | 3.383 | 0.078 | 43 | 160,96 |
| 9 | 8 | GT3 | 3 | Andrea Belicchi SVC Sport Management GMBH | Lamborghini Huracan GT3 | 1:44.589 | 40 | 3.906 | 0.523 | 41 | 160,15 |
| 10 | 44 | LMP3 | 7 | Fontes-Aizpurua SPV Motosort | Ligier JS P3 - Nissan | 1:44.826 | 10 | 4.143 | 0.237 | 11 | 159,79 |
| 11 | 5 | GT3 | 4 | Remon Vos RAM Racing | Mercedes AMG GT3 | 1:45.535 | 45 | 4.852 | 0.709 | 54 | 158,72 |
| 12 | 33 | LMP3 | 8 | Javier Ibran Ibran Pardo Javier | Ligier JS P3 - Nissan | 1:45.922 | 41 | 5.239 | 0.387 | 51 | 158,14 |
| 13 | 75 | GT3 | 5 | Flick Haigh Optimum Racing | Audi R8 | 1:46.408 | 18 | 5.725 | 0.486 | 25 | 157,42 |
| 14 | 15 | LMP3 | 9 | Miguel Abello By Speed Factory | Ligier JS P3 - Nissan | 1:46.545 | 25 | 5.862 | 0.137 | 40 | 157,21 |

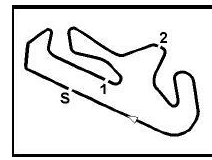
Fastest time : 1:40.683 in lap 16 by nbr. 19: Ehrlacher-Capo (Norma M 30 - Nissan)

Publication-time

Results and lap times :

Timekeeping by :

| | | |
|---------------------|---------|---|
| Clerk of the Course | Steward | Timekeeper  Miguel Glória |
| Page 1 of 1 | | |


2017 MICHELIN LE MANS CUP - COLLECTIVE TEST SESSION

22-04-2017

Result of Track Session 1

21 - 23 April 2017

Autodromo Internacional Algarve - 4652 mtr.

Class = LMP3

| Pos | Nbr | Name / Entrant | Car | Fastest | In | Gap | Diff | Laps | Km/h |
|-----|-----|--|-----------------------|----------|----|-------|-------|------|--------|
| 1 | 19 | Yann Ehrlacher M. Racing - YMR | Norma M 30 - Nissan | 1:40.683 | 16 | | | 38 | 166,37 |
| 2 | 14 | Ross Warburton RLR M Sport | Ligier JS P3 - Nissan | 1:40.986 | 30 | 0.303 | 0.303 | 40 | 165,87 |
| 3 | 48 | Nico Pronk Kox Racing | Ligier JS P3 - Nissan | 1:41.357 | 12 | 0.674 | 0.371 | 53 | 165,26 |
| 4 | 53 | Millara-Bihel-Ricci M. Racing - YMR | Ligier JS P3 - Nissan | 1:42.518 | 25 | 1.835 | 1.161 | 48 | 163,39 |
| 5 | 65 | Adrien Chila Graff | Ligier JS P3 - Nissan | 1:42.980 | 42 | 2.297 | 0.462 | 43 | 162,66 |
| 6 | 4 | Emanuele Busnelli SVC Sport Management GMBH | Ligier JS P3 - Nissan | 1:44.066 | 11 | 3.383 | 1.086 | 43 | 160,96 |
| 7 | 44 | Fontes-Aizpurua SPV Motosort | Ligier JS P3 - Nissan | 1:44.826 | 10 | 4.143 | 0.760 | 11 | 159,79 |
| 8 | 33 | Javier Ibran Ibran Pardo Javier | Ligier JS P3 - Nissan | 1:45.922 | 41 | 5.239 | 1.096 | 51 | 158,14 |
| 9 | 15 | Miguel Abello By Speed Factory | Ligier JS P3 - Nissan | 1:46.545 | 25 | 5.862 | 0.623 | 40 | 157,21 |

Class = GT3

| Pos | Nbr | Name / Entrant | Car | Fastest | In | Gap | Diff | Laps | Km/h |
|-----|-----|--|-------------------------|----------|----|-------|-------|------|--------|
| 1 | 20 | Baker-Barker Gulf Racing UK | Porsche 911 GT3 R | 1:43.612 | 23 | | | 44 | 161,66 |
| 2 | 7 | Lee Mowle Lee Mowle | Mercedes AMG GT3 | 1:43.988 | 4 | 0.376 | 0.376 | 42 | 161,08 |
| 3 | 8 | Andrea Belicchi SVC Sport Management GMBH | Lamborghini Huracan GT3 | 1:44.589 | 40 | 0.977 | 0.601 | 41 | 160,15 |
| 4 | 5 | Remon Vos RAM Racing | Mercedes AMG GT3 | 1:45.535 | 45 | 1.923 | 0.946 | 54 | 158,72 |
| 5 | 75 | Flick Haigh Optimum Racing | Audi R8 | 1:46.408 | 18 | 2.796 | 0.873 | 25 | 157,42 |

Fastest time : 1:40.683 in lap 16 by nbr. 19: Ehrlacher-Capo (Norma M 30 - Nissan)

Publication-time


<https://livetiming.raceresults.nu/autodromodalgarve>

Timekeeping by :

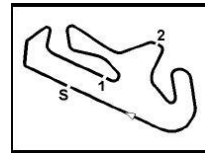
Clerk of the Course

Steward

Timekeeper



Miguel Glória



2017 MICHELIN LE MANS CUP - COLLECTIVE TEST SESSION

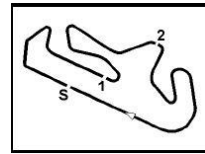
22-04-2017

21 - 23 April 2017

Laptimes - Track Session 1

Autodromo Internacional Algarve - 4652 mtr.

| Nbr | Name | Laps | lap | Lap ..1 | Lap ..2 | Lap ..3 | Lap ..4 | Lap ..5 | Lap ..6 | Lap ..7 | Lap ..8 | Lap ..9 | Lap ..0 |
|-----|----------------------|------|---------|-----------|-----------|-----------|-----------|-----------|-----------|-----------|-----------|-----------|-----------|
| 19 | Yann Ehrlacher | 38 | 1 - 10 | 1:56.677 | 1:52.900 | 1:53.002 | 1:48.505 | 1:43.644 | 1:43.108 | 1:49.926 | 20:27.283 | 1:42.263 | 1:41.891 |
| | | | 11 - 20 | 1:42.607 | 1:46.863 | 9:01.038 | 1:42.096 | 1:41.103 | 1:40.683 | 1:49.275 | 20:33.878 | 1:41.693 | 1:42.204 |
| | | | 21 - 30 | 1:40.765 | 1:51.178 | 6:31.467 | 1:41.665 | 1:40.952 | 1:50.782 | 45:53.016 | 1:42.761 | 1:40.970 | 1:40.820 |
| | | | 31 - 40 | 1:49.119 | 5:05.358 | 1:42.161 | 1:41.129 | 1:41.027 | 1:40.912 | 1:43.943 | 1:57.489 | | |
| 14 | Ross Warburton | 40 | 1 - 10 | 1:58.980 | 1:51.306 | 1:45.375 | 1:44.338 | 1:43.857 | 1:45.916 | 1:49.791 | 16:25.977 | 1:43.020 | 1:42.788 |
| | | | 11 - 20 | 1:47.968 | 3:17.819 | 1:48.116 | 5:28.262 | 1:42.692 | 1:46.513 | 17:27.716 | 1:55.694 | 1:47.937 | 1:47.786 |
| | | | 21 - 30 | 1:52.095 | 1:48.045 | 1:58.802 | 31:28.017 | 1:41.709 | 1:42.283 | 1:41.377 | 1:41.111 | 1:42.578 | 1:40.986 |
| | | | 31 - 40 | 1:48.784 | 21:17.172 | 1:41.447 | 1:41.330 | 1:48.057 | 5:51.138 | 1:46.998 | 1:48.294 | 2:07.631 | 5:48.774 |
| 48 | Nico Pronk | 53 | 1 - 10 | 2:23.786 | 7:17.915 | 1:48.567 | 1:47.881 | 1:45.266 | 1:43.715 | 1:43.091 | 1:47.280 | 15:50.211 | 1:43.418 |
| | | | 11 - 20 | 1:42.348 | 1:41.357 | 1:49.696 | 10:54.343 | 1:42.619 | 1:41.494 | 1:45.208 | 20:41.518 | 2:03.378 | 2:10.708 |
| | | | 21 - 30 | 2:01.351 | 2:04.209 | 1:56.762 | 1:58.712 | 1:55.673 | 1:54.370 | 1:52.639 | 1:52.901 | 2:03.811 | 17:21.257 |
| | | | 31 - 40 | 1:54.507 | 1:52.707 | 1:51.856 | 1:55.167 | 1:55.928 | 1:54.269 | 1:53.043 | 1:56.392 | 9:29.522 | 1:53.603 |
| | | | 41 - 50 | 1:51.734 | 1:50.991 | 1:58.664 | 1:50.242 | 1:50.695 | 1:50.939 | 1:57.844 | 10:37.496 | 2:04.945 | 1:57.907 |
| | | | 51 - 60 | 1:54.968 | 1:53.270 | 1:52.603 | | | | | | | |
| 53 | Millara-Bihel- Ricci | 48 | 1 - 10 | 2:13.614 | 1:52.068 | 1:48.195 | 1:47.765 | 1:45.735 | 1:53.414 | 6:01.404 | 1:46.037 | 1:45.739 | 1:46.755 |
| | | | 11 - 20 | 12:42.270 | 1:46.517 | 1:44.831 | 1:45.339 | 1:45.810 | 1:44.860 | 1:44.697 | 1:44.618 | 1:50.564 | 28:51.589 |
| | | | 21 - 30 | 1:49.419 | 1:43.282 | 1:43.281 | 1:43.713 | 1:42.518 | 1:48.734 | 14:01.714 | 1:44.045 | 1:45.301 | 1:49.082 |
| | | | 31 - 40 | 12:08.176 | 1:56.215 | 1:54.343 | 1:52.974 | 1:51.037 | 1:51.211 | 1:52.375 | 1:54.670 | 20:29.997 | 1:50.346 |
| | | | 41 - 50 | 1:49.300 | 1:49.604 | 1:49.998 | 1:48.056 | 1:59.144 | 8:07.797 | 1:50.028 | 1:56.907 | | |
| 65 | Adrien Chila | 43 | 1 - 10 | 2:13.604 | 2:07.769 | 1:55.234 | 1:52.112 | 1:49.631 | 1:48.810 | 1:51.989 | 6:22.033 | 1:51.258 | 1:48.124 |
| | | | 11 - 20 | 1:47.142 | 1:45.849 | 1:44.978 | 1:50.364 | 22:42.660 | 1:49.841 | 1:45.379 | 1:44.698 | 1:45.042 | 1:44.848 |
| | | | 21 - 30 | 1:54.558 | 6:44.408 | 1:46.535 | 1:47.894 | 1:45.533 | 1:46.041 | 1:48.790 | 34:40.015 | 1:49.867 | 1:44.120 |
| | | | 31 - 40 | 1:43.035 | 1:43.886 | 1:43.438 | 1:44.779 | 4:44.825 | 1:44.155 | 1:43.781 | 1:43.481 | 1:44.354 | 1:43.005 |
| | | | 41 - 50 | 1:53.451 | 1:42.980 | 2:02.401 | | | | | | | |
| 20 | Baker-Barker | 44 | 1 - 10 | 2:03.157 | 1:51.298 | 1:47.898 | 1:46.532 | 1:48.448 | 13:23.894 | 11:55.296 | 1:57.989 | 1:58.057 | 1:58.674 |
| | | | 11 - 20 | 2:03.991 | 2:00.103 | 1:57.458 | 1:58.958 | 1:57.694 | 1:56.316 | 1:59.013 | 2:02.865 | 34:58.111 | 1:44.180 |
| | | | 21 - 30 | 1:44.252 | 1:43.794 | 1:43.612 | 1:46.020 | 17:03.738 | 1:54.201 | 1:55.355 | 1:55.495 | 1:55.500 | 1:55.714 |
| | | | 31 - 40 | 1:56.038 | 1:55.461 | 1:54.727 | 1:54.914 | 1:58.759 | 2:19.106 | 25:33.019 | 1:56.634 | 1:57.156 | 1:57.471 |
| | | | 41 - 50 | 1:55.558 | 1:59.211 | 2:06.437 | 2:19.771 | | | | | | |
| 7 | Lee Mow le | 42 | 1 - 10 | 10:58.583 | 1:46.284 | 1:44.674 | 1:43.988 | 1:46.932 | 5:05.336 | 1:46.499 | 4:27.117 | 1:44.571 | 1:45.718 |
| | | | 11 - 20 | 6:53.658 | 12:29.613 | 1:52.678 | 1:51.301 | 1:51.278 | 1:54.126 | 1:53.254 | 1:50.821 | 1:51.145 | 1:54.344 |
| | | | 21 - 30 | 6:30.411 | 1:50.134 | 1:49.905 | 1:49.974 | 1:51.101 | 1:49.925 | 1:48.777 | 1:48.977 | 1:48.326 | 1:48.477 |
| | | | 31 - 40 | 1:47.764 | 1:50.945 | 43:50.639 | 1:50.026 | 1:48.845 | 2:13.072 | 4:03.780 | 2:01.765 | 1:49.057 | 1:48.020 |
| | | | 41 - 50 | 1:47.792 | 1:50.223 | | | | | | | | |
| 4 | Emanuele Busnelli | 43 | 1 - 10 | 2:10.562 | 4:44.617 | 1:48.391 | 1:46.728 | 1:46.255 | 12:24.685 | 1:45.898 | 1:50.132 | 12:30.076 | 1:44.925 |
| | | | 11 - 20 | 1:44.066 | 1:44.510 | 1:50.512 | 16:12.561 | 2:02.901 | 2:00.877 | 1:57.500 | 1:53.974 | 1:52.388 | 1:51.635 |
| | | | 21 - 30 | 1:57.309 | 8:32.136 | 1:51.479 | 1:50.696 | 1:50.853 | 1:49.222 | 2:23.666 | 1:48.918 | 1:48.560 | 1:47.837 |
| | | | 31 - 40 | 1:56.084 | 41:45.563 | 1:47.212 | 1:45.159 | 1:47.123 | 1:44.227 | 1:48.163 | 4:18.397 | 1:49.260 | 1:47.385 |
| | | | 41 - 50 | 1:48.327 | 2:31.905 | 1:47.764 | | | | | | | |
| 8 | Andrea Belicchi | 41 | 1 - 10 | 2:22.071 | 4:50.207 | 1:53.109 | 1:50.368 | 1:48.628 | 1:48.315 | 1:47.659 | 1:47.395 | 1:46.719 | 1:46.511 |
| | | | 11 - 20 | 1:56.168 | 26:28.699 | 1:57.900 | 1:51.118 | 1:51.299 | 1:50.920 | 1:51.531 | 1:50.356 | 1:49.659 | 1:50.098 |
| | | | 21 - 30 | 1:49.613 | 1:55.203 | 13:06.976 | 1:51.540 | 1:49.934 | 1:51.266 | 1:49.124 | 1:48.105 | 1:59.228 | 1:49.200 |
| | | | 31 - 40 | 1:48.655 | 1:56.608 | 13:27.702 | 1:50.282 | 1:47.556 | 1:46.367 | 1:45.579 | 1:44.755 | 1:45.004 | 1:44.589 |
| | | | 41 - 50 | 1:59.315 | | | | | | | | | |
| 44 | Fontes-Aizpurua | 11 | 1 - 10 | 2:14.654 | 1:55.555 | 1:48.726 | 1:58.455 | 4:23.246 | 1:46.815 | 1:49.602 | 1:46.564 | 1:45.550 | 1:44.826 |



2017 MICHELIN LE MANS CUP - COLLECTIVE TEST SESSION

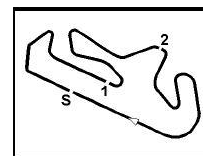
22-04-2017

21 - 23 April 2017

Laptimes - Track Session 1

Autodromo Internacional Algarve - 4652 mtr.

| Nbr | Name | Laps | lap | Lap ..1 | Lap ..2 | Lap ..3 | Lap ..4 | Lap ..5 | Lap ..6 | Lap ..7 | Lap ..8 | Lap ..9 | Lap ..0 |
|-----|---------------|------|---------|----------|-----------|-----------|-------------|----------|-----------|----------|-----------|-----------|-----------|
| | | | 11 - 20 | 1:54.863 | | | | | | | | | |
| 5 | Remon Vos | 54 | 1 - 10 | 2:22.784 | 3:56.594 | 1:59.243 | 1:56.974 | 1:54.473 | 1:51.251 | 1:50.355 | 1:52.839 | 1:49.445 | 1:50.593 |
| | | | 11 - 20 | 1:48.679 | 38:11.004 | 1:49.867 | 10:21.227 | 1:48.012 | 1:48.364 | 1:56.810 | 3:23.193 | 1:48.546 | 1:46.973 |
| | | | 21 - 30 | 1:49.847 | 1:49.134 | 1:47.919 | 1:47.560 | 1:47.097 | 1:47.323 | 1:47.989 | 1:47.231 | 1:47.225 | 1:47.935 |
| | | | 31 - 40 | 1:47.493 | 1:47.032 | 1:55.512 | 30:51.110 | 1:49.711 | 1:49.637 | 1:48.233 | 1:48.336 | 1:49.241 | 1:52.887 |
| | | | 41 - 50 | 4:30.876 | 1:49.086 | 1:47.240 | 1:46.225 | 1:45.535 | 1:45.943 | 1:45.572 | 1:45.860 | 1:46.327 | 1:45.989 |
| | | | 51 - 60 | 2:02.477 | 2:21.559 | 1:46.991 | 1:48.274 | | | | | | |
| 33 | Javier Ibran | 51 | 1 - 10 | 2:25.880 | 9:14.885 | 2:10.099 | 2:03.338 | 2:02.211 | 11:30.387 | 1:59.571 | 1:54.592 | 1:55.319 | 1:53.950 |
| | | | 11 - 20 | 1:50.667 | 1:52.706 | 1:52.665 | 1:57.313 | 1:49.560 | 1:55.566 | 8:14.285 | 12:11.559 | 1:55.998 | 1:51.232 |
| | | | 21 - 30 | 1:51.073 | 1:49.528 | 1:49.483 | 1:48.619 | 1:54.848 | 8:11.008 | 1:49.552 | 1:47.033 | 1:46.596 | 1:46.795 |
| | | | 31 - 40 | 1:54.588 | 1:46.829 | 1:55.177 | 11:21.532 | 1:50.120 | 1:49.373 | 2:00.310 | 1:52.216 | 1:57.144 | 27:00.965 |
| | | | 41 - 50 | 1:45.922 | 1:54.119 | 1:53.466 | 1:46.796 | 1:50.104 | 2:02.755 | 4:05.031 | 1:51.474 | 1:50.396 | 1:47.910 |
| | | | 51 - 60 | 1:50.899 | | | | | | | | | |
| 75 | Flick Haigh | 25 | 1 - 10 | 1:56.467 | 1:53.192 | 1:50.895 | 1:51.200 | 1:52.901 | 1:55.320 | 4:01.651 | 10:35.661 | 1:50.297 | 1:57.973 |
| | | | 11 - 20 | 2:11.950 | 1:53.144 | 1:48.362 | 1:48.124 | 1:53.814 | 4:31.118 | 1:46.498 | 1:46.408 | 1:51.756 | 3:17.478 |
| | | | 21 - 30 | 1:47.143 | 1:47.700 | 1:55.907 | 1:12:55.825 | 1:47.479 | | | | | |
| 15 | Miguel Abello | 40 | 1 - 10 | 2:10.932 | 1:57.171 | 1:54.337 | 1:53.818 | 1:52.730 | 1:51.096 | 1:51.158 | 1:50.743 | 1:51.640 | 1:49.981 |
| | | | 11 - 20 | 1:48.825 | 1:48.237 | 54:47.786 | 1:48.765 | 1:48.730 | 1:52.255 | 1:48.144 | 1:48.082 | 1:46.908 | 1:47.378 |
| | | | 21 - 30 | 1:47.164 | 1:47.446 | 1:47.795 | 1:47.424 | 1:46.545 | 1:47.226 | 1:50.420 | 1:55.166 | 10:34.703 | 1:49.553 |
| | | | 31 - 40 | 1:46.719 | 2:32.323 | 1:50.038 | 1:48.744 | 1:47.263 | 1:49.041 | 1:47.021 | 1:47.175 | 1:49.512 | 1:54.021 |



2017 MICHELIN LE MANS CUP - COLLECTIVE TEST SESSION

22-04-2017

Sector analyse - Track Session 1

21 - 23 April 2017

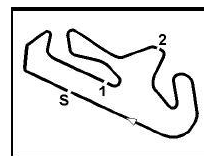
Autodromo Internacional Algarve - 4652 mtr.

Class = LMP3

| Pos | Nbr | Name / Team name | Sector 1 | | | Sector 2 | | | Sector 3 | | | Theoretical best | Actual best | In |
|-----|-----|---------------------|----------|-----|-----|----------|-----|-----|----------|-----|-----|------------------|-------------|----|
| | | | time | Lap | pos | time | Lap | pos | time | Lap | pos | | | |
| 1 | 19 | Yann Ehrlacher | 31.689 | 21 | 1 | 31.932 | 36 | 2 | 36.654 | 30 | 1 | 1:40.275 | 1:40.683 | 16 |
| 2 | 14 | Ross Warburton | 31.762 | 29 | 2 | 32.214 | 30 | 3 | 36.948 | 30 | 2 | 1:40.924 | 1:40.986 | 30 |
| 3 | 48 | Nico Pronk | 32.031 | 16 | 3 | 31.826 | 12 | 1 | 37.312 | 12 | 3 | 1:41.169 | 1:41.357 | 12 |
| 4 | 53 | Millara-Bihel-Ricci | 32.273 | 25 | 4 | 32.519 | 25 | 4 | 37.386 | 22 | 4 | 1:42.178 | 1:42.518 | 25 |
| 5 | 65 | Adrien Chila | 32.386 | 33 | 5 | 32.554 | 39 | 5 | 37.630 | 31 | 5 | 1:42.570 | 1:42.980 | 42 |
| 6 | 4 | Emanuele Busnelli | 32.832 | 36 | 9 | 32.883 | 11 | 8 | 38.273 | 11 | 6 | 1:43.988 | 1:44.066 | 11 |
| 7 | 44 | Fontes-Aizpurua | 32.971 | 10 | 12 | 33.378 | 10 | 10 | 38.477 | 10 | 9 | 1:44.826 | 1:44.826 | 10 |
| 8 | 33 | Javier Ibran | 32.842 | 45 | 10 | 33.629 | 44 | 12 | 38.505 | 44 | 10 | 1:44.976 | 1:45.922 | 41 |
| 9 | 15 | Miguel Abello | 33.213 | 31 | 14 | 33.926 | 25 | 14 | 38.739 | 31 | 11 | 1:45.878 | 1:46.545 | 25 |

Class = GT3

| Pos | Nbr | Name / Team name | Sector 1 | | | Sector 2 | | | Sector 3 | | | Theoretical best | Actual best | In |
|-----|-----|------------------|----------|-----|-----|----------|-----|-----|----------|-----|-----|------------------|-------------|----|
| | | | time | Lap | pos | time | Lap | pos | time | Lap | pos | | | |
| 1 | 20 | Baker-Barker | 32.431 | 22 | 6 | 32.667 | 23 | 6 | 38.423 | 20 | 8 | 1:43.521 | 1:43.612 | 23 |
| 2 | 7 | Lee Mowle | 32.856 | 4 | 11 | 32.785 | 5 | 7 | 38.293 | 4 | 7 | 1:43.934 | 1:43.988 | 4 |
| 3 | 8 | Andrea Belicchi | 32.601 | 40 | 7 | 33.126 | 40 | 9 | 38.862 | 40 | 13 | 1:44.589 | 1:44.589 | 40 |
| 4 | 5 | Remon Vos | 32.712 | 44 | 8 | 33.500 | 33 | 11 | 38.824 | 47 | 12 | 1:45.036 | 1:45.535 | 45 |
| 5 | 75 | Flick Haigh | 33.110 | 17 | 13 | 33.766 | 18 | 13 | 39.439 | 17 | 14 | 1:46.315 | 1:46.408 | 18 |



2017 MICHELIN LE MANS CUP - COLLECTIVE TEST SESSION

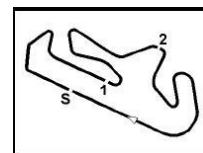
22-04-2017

21 - 23 April 2017

Laps and Sector Times - Track Session 1

Autodromo Internacional Algarve - 4652 mtr.

| | | | | | | | | | | | | | | | | | |
|----|--------|-------|--------|-------|--------|-------|-------|----------|----|--------|-------|--------|-------|--------|----------------|-------|----------|
| 11 | 39.886 | 136,4 | 42.456 | 102,6 | 49.608 | 177,9 | 241,6 | 2:11.950 | 24 | Out | 182,4 | 34.536 | 118,0 | 40.028 | l: 12:55.835 P | | |
| 12 | 34.678 | 165,9 | 35.427 | 106,7 | 43.039 | 235,8 | 270,0 | 1:53.144 | 25 | 33.305 | 188,5 | 34.478 | 142,5 | 39.696 | 241,1 | 272,0 | 1:47.479 |
| 13 | 33.635 | 209,7 | 34.544 | 138,1 | 40.183 | 241,1 | 272,0 | 1:48.362 | 26 | | | | | | | | |



2017 MICHELIN LE MANS CUP - COLLECTIVE TEST SESSION

Heat name : 22-04-2017 - Track Session 1
 Heat Date : 22 April 2017
 Weather : DRY
 CIRCUITNAME : Autodromo Internacional Algarve - 4652 mtr.

| | | | |
|---------------------------|------|-----------------------------|------|
| Participants Started | : 14 | Participants Classified | : 14 |
| Participants Finished | : 6 | Participants Not Classified | : 0 |
| Participants Not Finished | : 8 | | |

| | | | |
|------------------------|------------|---------------------------|------------|
| Green flag at | : 09:00:00 | Heat recording start time | : 08:02:07 |
| Finish flag waved at | : 12:00:01 | Heat recording end time | : 12:03:33 |
| Total time under Green | : 3:00:00 | Total of All Laps in Heat | : 573 |
| Number of cautions | : 0 | Total time under Yellow | : 00:00:00 |
| Number of code-60's | : 0 | Total time under Code-60 | : 00:00:00 |

Summary of winners per class

| Nbr | Name / Team name | Car | Cls | Fastest Laptime | In | Avg. Speed | Laps | Race Time |
|-----|------------------|-----|-----|-----------------|----|------------|------|-----------|
|-----|------------------|-----|-----|-----------------|----|------------|------|-----------|

Best Lap time history during the Heat

| # | Nbr | lap time | in lap | Name | Driver | Car | time of day |
|----|-----|----------|--------|---------------------|---------------|-----------------------|-------------|
| 1 | 20 | 1:51.298 | 2 | Baker-Barker | | Porsche 911 GT3 R | 09:05:21 |
| 2 | 20 | 1:47.898 | 3 | Baker-Barker | | Porsche 911 GT3 R | 09:07:09 |
| 3 | 20 | 1:46.532 | 4 | Baker-Barker | | Porsche 911 GT3 R | 09:08:56 |
| 4 | 53 | 1:45.735 | 5 | Millara-Bihel-Ricci | | Liqier JS P3 - Nissan | 09:10:46 |
| 5 | 19 | 1:43.644 | 5 | Yann Ehlacher | Yann Ehlacher | Norma M30 - Nissan | 09:11:22 |
| 6 | 19 | 1:43.108 | 6 | Yann Ehlacher | Yann Ehlacher | Norma M30 - Nissan | 09:13:05 |
| 7 | 48 | 1:43.091 | 7 | Nico Pronk | Peter Kox | Liqier JS P3 - Nissan | 09:19:24 |
| 8 | 19 | 1:42.263 | 9 | Yann Ehlacher | Yann Ehlacher | Norma M30 - Nissan | 09:37:05 |
| 9 | 19 | 1:41.891 | 10 | Yann Ehlacher | Yann Ehlacher | Norma M30 - Nissan | 09:38:46 |
| 10 | 48 | 1:41.357 | 12 | Nico Pronk | Peter Kox | Liqier JS P3 - Nissan | 09:42:08 |
| 11 | 19 | 1:41.103 | 15 | Yann Ehlacher | Yann Ehlacher | Norma M30 - Nissan | 09:54:40 |
| 12 | 19 | 1:40.683 | 16 | Yann Ehlacher | Yann Ehlacher | Norma M30 - Nissan | 09:56:21 |

Summary of best laptimes per class

| Nbr | Name / Team name | Driver | Car | Cls | Fastest Laptime | In | Speed |
|-----|------------------|--------|--------------------|------|-----------------|----|--------|
| 19 | Yann Ehlacher | | Norma M30 - Nissan | LMP3 | 1:40.683 | 16 | 166,37 |
| 20 | Baker-Barker | | Porsche 911 GT3 R | GT3 | 1:43.612 | 23 | 161,66 |