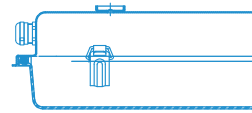


LED WATERTIGHT LUMINAIRE



LSW SERIES



Application

Decks, Engine rooms, Yards, Coldrooms

Mounting Method

Surface mounted

Material

Diffuser: Polycarbonate
Housing: SUS316 stainless steel or
Zinc coated steel, Powder coated white

Electrical

Flexible wiring, Heat resistant up to 105°C

Options

100V ~ 120V AC
220V ~ 240V AC
24V DC

Weight

LSW21L: 3.1Kg LSW22L: 3.3Kg
LSW41L: 5.1Kg LSW42L: 5.5Kg
With 3Hr emergency backup battery: Add 0.18Kg

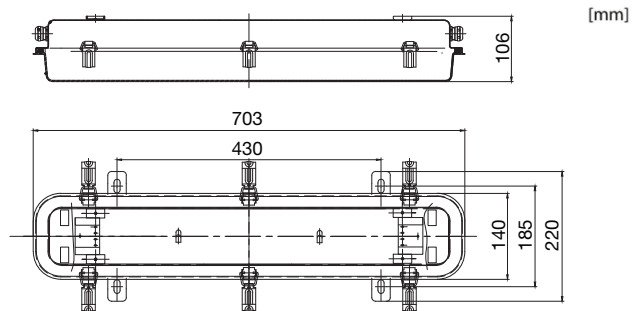
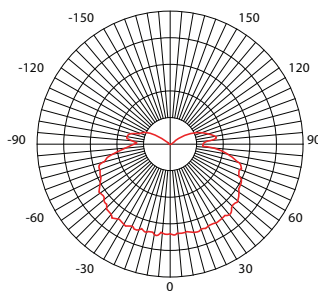
Key Features

- Triac dimming compatible
- Built-in with high thermal efficient linear module that allows lighting to operate at ambient temperature of up to 45°C
- Special designed clear polycarbonate diffuser to optimize the LED light transmission
- Long service life of 50,000 hours L70 @ 45°C (Ta)
- Safety, EMC and IEC compliance
- Available with battery backup system and emergency lighting

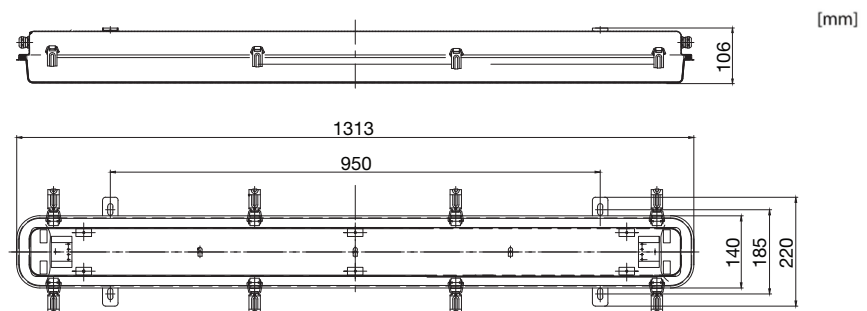
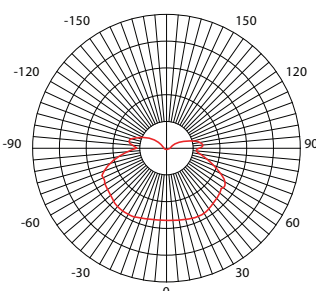


*For AC models only

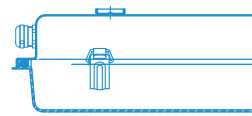
LSW21L/LSW22L



LSW41L/LSW42L



LED WATERTIGHT LUMINAIRE



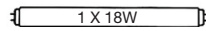
LSW SERIES

- B Denotes : With 3Hr battery backup
- E Denotes : With DC24V emergency LED

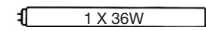
TECHNICAL SPECIFICATIONS



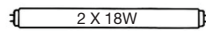
Ideal Replacement:



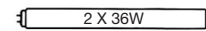
LSW21L for 1X18W



LSW41L for 1X36W



LSW22L for 2X18W



LSW42L for 2X36W

BH Code	Type	Main Voltage	Power	CCT	Ambient Temp (Ta)	System Lumen	Housing
IGLALSW21LS5A1	LSW21LS	100V - 120V AC	1x12.5W	5000K	-30°C ~ +45°C	1350lm	SUS316 Stainless Steel
IGLALSW21LS5A1E	LSW21LS	100V - 120V AC	1x12.5W	5000K	-30°C ~ +45°C	1350lm	SUS316 Stainless Steel
IGLALSW21LS5A1B	LSW21LS	100V - 120V AC	1x12.5W	5000K	-30°C ~ +45°C	1350lm	SUS316 Stainless Steel
IGLALSW21L5A1	LSW21L	100V - 120V AC	1x12.5W	5000K	-30°C ~ +45°C	1350lm	Zinc Coated Steel
IGLALSW21L5A1E	LSW21L	100V - 120V AC	1x12.5W	5000K	-30°C ~ +45°C	1350lm	Zinc Coated Steel
IGLALSW21L5A1B	LSW21L	100V - 120V AC	1x12.5W	5000K	-30°C ~ +45°C	1350lm	Zinc Coated Steel
IGLALSW22LS5A1	LSW22LS	100V - 120V AC	2x12.5W	5000K	-30°C ~ +45°C	2700lm	SUS316 Stainless Steel
IGLALSW22LS5A1E	LSW22LS	100V - 120V AC	2x12.5W	5000K	-30°C ~ +45°C	2700lm	SUS316 Stainless Steel
IGLALSW22LS5A1B	LSW22LS	100V - 120V AC	2x12.5W	5000K	-30°C ~ +45°C	2700lm	SUS316 Stainless Steel
IGLALSW22L5A1	LSW22L	100V - 120V AC	2x12.5W	5000K	-30°C ~ +45°C	2700lm	Zinc Coated Steel
IGLALSW22L5A1E	LSW22L	100V - 120V AC	2x12.5W	5000K	-30°C ~ +45°C	2700lm	Zinc Coated Steel
IGLALSW22L5A1B	LSW22L	100V - 120V AC	2x12.5W	5000K	-30°C ~ +45°C	2700lm	Zinc Coated Steel

Also available in other CCT.

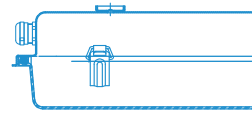
*Ambient Temperature not applicable for Battery Backup System and Emergency Lighting.

BH Code	Type	Main Voltage	Power	CCT	Ambient Temp (Ta)	System Lumen	Housing
IGLALSW41LS5A1	LSW41LS	100V - 120V AC	1x24W	5000K	-30°C ~ +45°C	2360lm	SUS316 Stainless Steel
IGLALSW41LS5A1E	LSW41LS	100V - 120V AC	1x24W	5000K	-30°C ~ +45°C	2360lm	SUS316 Stainless Steel
IGLALSW41LS5A1B	LSW41LS	100V - 120V AC	1x24W	5000K	-30°C ~ +45°C	2360lm	SUS316 Stainless Steel
IGLALSW41L5A1	LSW41L	100V - 120V AC	1x24W	5000K	-30°C ~ +45°C	2360lm	Zinc Coated Steel
IGLALSW41L5A1E	LSW41L	100V - 120V AC	1x24W	5000K	-30°C ~ +45°C	2360lm	Zinc Coated Steel
IGLALSW41L5A1B	LSW41L	100V - 120V AC	1x24W	5000K	-30°C ~ +45°C	2360lm	Zinc Coated Steel
IGLALSW42LS5A1	LSW42LS	100V - 120V AC	2x24W	5000K	-30°C ~ +45°C	4720lm	SUS316 Stainless Steel
IGLALSW42LS5A1E	LSW42LS	100V - 120V AC	2x24W	5000K	-30°C ~ +45°C	4720lm	SUS316 Stainless Steel
IGLALSW42LS5A1B	LSW42LS	100V - 120V AC	2x24W	5000K	-30°C ~ +45°C	4720lm	SUS316 Stainless Steel
IGLALSW42L5A1	LSW42L	100V - 120V AC	2x24W	5000K	-30°C ~ +45°C	4720lm	Zinc Coated Steel
IGLALSW42L5A1E	LSW42L	100V - 120V AC	2x24W	5000K	-30°C ~ +45°C	4720lm	Zinc Coated Steel
IGLALSW42L5A1B	LSW42L	100V - 120V AC	2x24W	5000K	-30°C ~ +45°C	4720lm	Zinc Coated Steel

Also available in other CCT.

*Ambient Temperature not applicable for Battery Backup System and Emergency Lighting.

LED WATERTIGHT LUMINAIRE



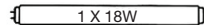
LSW SERIES

- B Denotes : With 3Hr battery backup
- E Denotes : With DC24V emergency LED

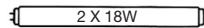
TECHNICAL SPECIFICATIONS



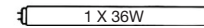
Ideal Replacement:



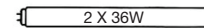
LSW21L for 1X18W



LSW22L for 2X18W



LSW41L for 1X36W



LSW42L for 2X36W

BH Code	Type	Main Voltage	Power	CCT	Ambient Temp (Ta)	System Lumen	Housing
IGLALSW21LS5A2	LSW21LS	220V - 240V AC	1x12.5W	5000K	-30°C ~ +45°C	1350lm	SUS316 Stainless Steel
IGLALSW21LS5A2E	LSW21LS	220V - 240V AC	1x12.5W	5000K	-30°C ~ +45°C	1350lm	SUS316 Stainless Steel
IGLALSW21LS5A2B	LSW21LS	220V - 240V AC	1x12.5W	5000K	-30°C ~ +45°C	1350lm	SUS316 Stainless Steel
IGLALSW21L5A2	LSW21L	220V - 240V AC	1x12.5W	5000K	-30°C ~ +45°C	1350lm	Zinc Coated Steel
IGLALSW21L5A2E	LSW21L	220V - 240V AC	1x12.5W	5000K	-30°C ~ +45°C	1350lm	Zinc Coated Steel
IGLALSW21L5A2B	LSW21L	220V - 240V AC	1x12.5W	5000K	-30°C ~ +45°C	1350lm	Zinc Coated Steel
IGLALSW22LS5A2	LSW22LS	220V - 240V AC	2x12.5W	5000K	-30°C ~ +45°C	2700lm	SUS316 Stainless Steel
IGLALSW22LS5A2E	LSW22LS	220V - 240V AC	2x12.5W	5000K	-30°C ~ +45°C	2700lm	SUS316 Stainless Steel
IGLALSW22LS5A2B	LSW22LS	220V - 240V AC	2x12.5W	5000K	-30°C ~ +45°C	2700lm	SUS316 Stainless Steel
IGLALSW22L5A2	LSW22L	220V - 240V AC	2x12.5W	5000K	-30°C ~ +45°C	2700lm	Zinc Coated Steel
IGLALSW22L5A2E	LSW22L	220V - 240V AC	2x12.5W	5000K	-30°C ~ +45°C	2700lm	Zinc Coated Steel
IGLALSW22L5A2B	LSW22L	220V - 240V AC	2x12.5W	5000K	-30°C ~ +45°C	2700lm	Zinc Coated Steel

Also available in other CCT.

*Ambient Temperature not applicable for Battery Backup System and Emergency Lighting.

BH Code	Type	Main Voltage	Power	CCT	Ambient Temp (Ta)	System Lumen	Housing
IGLALSW41LS5A2	LSW41LS	220V - 240V AC	1x24W	5000K	-30°C ~ +45°C	2360lm	SUS316 Stainless Steel
IGLALSW41LS5A2E	LSW41LS	220V - 240V AC	1x24W	5000K	-30°C ~ +45°C	2360lm	SUS316 Stainless Steel
IGLALSW41LS5A2B	LSW41LS	220V - 240V AC	1x24W	5000K	-30°C ~ +45°C	2360lm	SUS316 Stainless Steel
IGLALSW41L5A2	LSW41L	220V - 240V AC	1x24W	5000K	-30°C ~ +45°C	2360lm	Zinc Coated Steel
IGLALSW41L5A2E	LSW41L	220V - 240V AC	1x24W	5000K	-30°C ~ +45°C	2360lm	Zinc Coated Steel
IGLALSW41L5A2B	LSW41L	220V - 240V AC	1x24W	5000K	-30°C ~ +45°C	2360lm	Zinc Coated Steel
IGLALSW42LS5A2	LSW42LS	220V - 240V AC	2x24W	5000K	-30°C ~ +45°C	4720lm	SUS316 Stainless Steel
IGLALSW42LS5A2E	LSW42LS	220V - 240V AC	2x24W	5000K	-30°C ~ +45°C	4720lm	SUS316 Stainless Steel
IGLALSW42LS5A2B	LSW42LS	220V - 240V AC	2x24W	5000K	-30°C ~ +45°C	4720lm	SUS316 Stainless Steel
IGLALSW42L5A2	LSW42L	220V - 240V AC	2x24W	5000K	-30°C ~ +45°C	4720lm	Zinc Coated Steel
IGLALSW42L5A2E	LSW42L	220V - 240V AC	2x24W	5000K	-30°C ~ +45°C	4720lm	Zinc Coated Steel
IGLALSW42L5A2B	LSW42L	220V - 240V AC	2x24W	5000K	-30°C ~ +45°C	4720lm	Zinc Coated Steel

Also available in other CCT.

*Ambient Temperature not applicable for Battery Backup System and Emergency Lighting.

BH Code	Type	Main Voltage	Power	CCT	Ambient Temp (Ta)	System Lumen	Housing
IGLALSW21LS5D	LSW21LS	24V DC	1x12.5W	5000K	-30°C ~ +45°C	1350lm	SUS316 Stainless Steel
IGLALSW21L5D	LSW21L	24V DC	1x12.5W	5000K	-30°C ~ +45°C	1350lm	Zinc Coated Steel
IGLALSW22LS5D	LSW22LS	24V DC	2x12.5W	5000K	-30°C ~ +45°C	2700lm	SUS316 Stainless Steel
IGLALSW22L5D	LSW22L	24V DC	2x12.5W	5000K	-30°C ~ +45°C	2700lm	Zinc Coated Steel

Also available in other CCT.

Due to our continuous development and product improvement policy, we reserve the rights to revise the specifications of all products without prior notice.

