ISO A/STEEL

ACCIAIO
STEEL
STAHL
ACIER

Caratteristiche tecniche I

- Norma: ISO 7241 A
- Occlusione: valvola
- Aggancio: sfere radiali
- Materiale: acciaio
- Finitura: Zn-Fe (Cr III)
- Filettature: BSP-NPT-Rc-SAE
- Guarnizioni standard: NBR
- Temperatura d'esercizio: -25°C+100°C
- Guarnizioni opzionali: FKM,FFKM,EPDM o altro.
- Pressioni di esercizio: 160-350 bar
- Connessione in pressione residua: non consentita

Technical data E

- Standard: ISO 7241 A
- Occlusion: poppet
- Locking: radial balls
- Material: steel
- Finishing: Zn-Fe (Cr III)
- Threads: BSP-NPT-Rc-SAE
- Standard seals: NBR
- Working temperature: -25°C+100°C
- Optional seals: FKM,FFKM,EPDM or more.
- Working pressure: 160-350 bar
- Connection under residual pressure: not allowed

Technische Merkmale D

- Norm: ISO 7241 A
- Verschluss: ventil
- Verriegelung: Stahlkugeln
- Werkstoff: Stahl
- Ausführung: Zn-Fe (Cr III)
- Gewinde: BSP-NPT-Rc-SAE
- Standard-Dichtungen: NBR
- Betriebstemperatur: -25°C+100°C
- Dichtungen nach Wahl: FKM,FFKM,EPDM, usw.
- Betriebsdruck: 160-350 bar
- Kuppeln unter Restdruck: nicht möglich

Caractéristiques techniques F

- Norme: ISO 7241 A
- Obturation: clapet
- Accrochage: billes radiales
- Matériel: acier
- Traitement: Zn-Fe (Cr III)
- Taraudage: BSP-NPT-Rc-SAE
- Joints standard: NBR
- Température de service: -25°C+100°C
- Joints facultatifs: FKM,FFKM,EPDM,ect.
- Pression de service: 160-350 bar
- Connexion sous pression résiduelle: pas possible



Nominal size				Max working pressure	Rated flow	Max flow rate	Min burst pressure			Fluid spillage
							Male	Female	Coupled	
DNP	BG	ISO	mm	MPa	l/min	l/min	MPa	MPa	MPa	cc
06	1	6.3	5	35	12	17	150	170	140	0.50
10	2	10	8.5	35	23	46	140	150	150	1.90
13	3	12.5	10.5	25	45	90	100	140	120	2.70
20	4	19	15.8	25	100	190	90	150	100	9.30
25	5	25	17.3	25	189	280	130	130	120	16.00
30	6	31.5	22.8	20	288	480	110	85	100	30.00
39	7	38	29.9	19	379	757	80	80	82	54.00
50	8	51	37.7	16	757	1000	65	96	100	120.00

1 MPa = 145.04 psi • 1 l = 0.264 gal

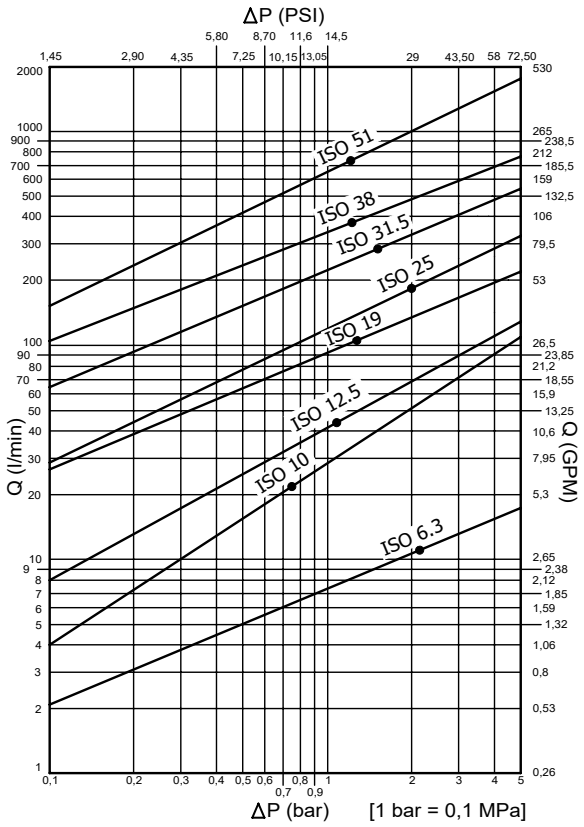

PAV1 DN06 - BG 1 - ISO 6.3

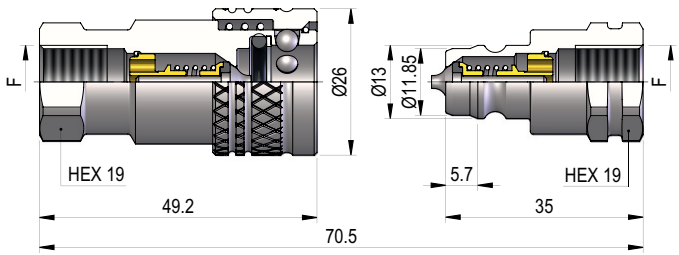

THREADS	F	STANDARD	FEMMINA - FEMALE - MUFFE - FEMELLE			MASCHIO - MALE - STECKER - MALE		
			COD. F	Weight (g)	Packaging (pcs)	COD. M	Weight (g)	Packaging (pcs)
IG 1	BSP 1/4"	DIN 3852-2	PAV1.0606.002	106	180	PAV1.0606.003	37	300
	NPT 1/4"	ANSI B1.20.1	PAV1.0606.012	107	180	PAV1.0606.013	38	300
	Rc 1/4"	EN 10226-2	PAV1.0606.042	107	180	PAV1.0606.043	38	300
IG 2	9/16"-18 UNF 2B	SAE J 1926-1	PAV1.0615.032	102	180	PAV1.0615.033	34	300

PAV1 DN10 - BG 2 - ISO 10

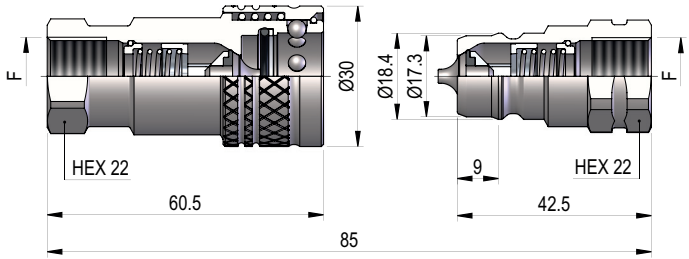

THREADS	F	STANDARD	FEMMINA - FEMALE - MUFFE - FEMELLE			MASCHIO - MALE - STECKER - MALE		
			COD. F	Weight (g)	Packaging (pcs)	COD. M	Weight (g)	Packaging (pcs)
IG 1	BSP 3/8"	DIN 3852-2	PAV1.1010.002	155	100	PAV1.1010.003	59	200
	NPT 3/8"	ANSI B1.20.1	PAV1.1010.012	156	100	PAV1.1010.013	60	200
	Rc 3/8"	EN 10226-2	PAV1.1010.042	156	100	PAV1.1010.043	60	200
IG 2	9/16"-18 UNF 2B	SAE J 1926-1	PAV3.1015.032	175	100	See PPV3 DN10		
	3/4"-16 UNF 2B	SAE J 1926-1	PAV1.1019.032	184	100	PAV1.1019.033	63	200

THREADS

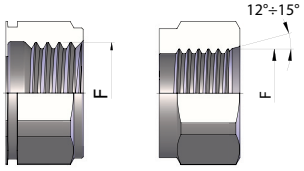

IG 1 IG 2

PAV1 DN13 - BG 3 - ISO 12.5

COLOR CODE

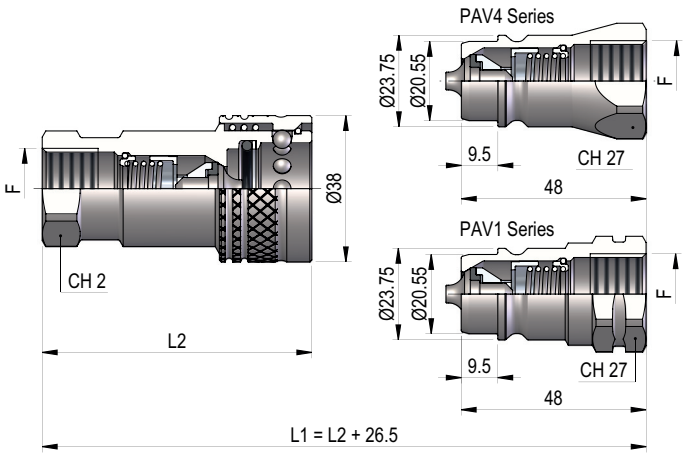

THREADS	CH2	L2	F	STANDARD	FEMMINA - FEMALE - MUFFE - FEMELLE			MASCHIO - MALE - STECKER - MALE		
					COD. F	Weight (g)	Packaging (pcs)	COD. M	Weight (g)	Packaging (pcs)
IG 1	27	70	BSP 1/2"	DIN 3852-2	PAV1.1313.002	268	50	PAV1.1313.003	97	200
			BSP 1/2"	DIN 3852-2				PAV4.1313.003	94	200
	27	70	NPT 1/2"	ANSI B1.20.1	PAV1.1313.012	269	50	PAV1.1313.013	98	200
	27	70	Rc 1/2"	EN 10226-2	PAV1.1313.042	269	50	PAV1.1313.043	98	200
	32	74	NPT 3/4"	ANSI B1.20.1	PAV1.1319.012	353	50	See PKV1		
IG 2	27	70	M22x1.5	ISO 6149-1	PAV1.1322.102	260	50	PAV1.1322.103	90	200
	27	70	3/4"-16 UNF 2B	SAE J 1926-1	PAV1.1319.032	274	50	PAV4.1319.033	101	200
	27	70	7/8"-14 UNF 2B	SAE J 1926-1	PAV1.1323.032	260	50	See PKV1		
			BSP 1/2"	JIS B 2351	See PAV6 DN13			PAV1.1313.033	99	200

PAV6 DN13 - BG 3 - ISO 12.5

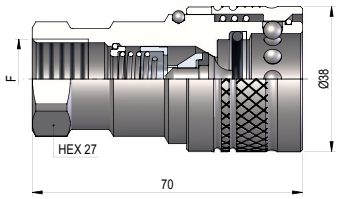

THREADS		F	STANDARD	FEMMINA - FEMALE - MUFFE - FEMELLE			MASCHIO - MALE - STECKER - MALE		
				COD. F	Weight (g)	Packaging (pcs)	COD. M	Weight (g)	Packaging (pcs)
IG 1		BSP 1/2"	DIN 3852-2	PAV6.1313.002	292	50	See PAV1 DN13		
		NPT 1/2"	ANSI B1.20.1	PAV6.1313.012	294	50	See PAV1 DN13		
IG 2		BSP 1/2"	JIS B 2351	PAV6.1313.032	291	50	See PAV1 DN13		
		7/8"-14 UNF 2B	SAE J 1926-1	PAV6.1323.032	284	50	See PKV1		

THREADS

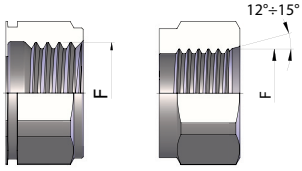

IG 1 IG 2

PAV1 DN20 - BG 4 - ISO 19

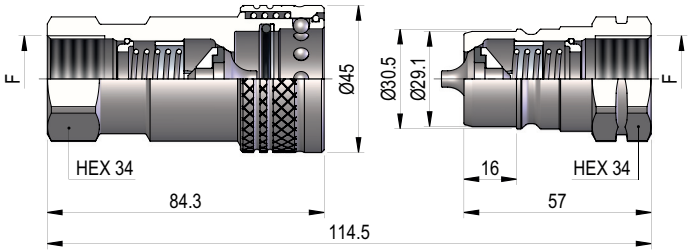

THREADS	F	STANDARD	FEMMINA - FEMALE - MUFFE - FEMELLE			MASCHIO - MALE - STECKER - MALE		
			COD. F	Weight (g)	Packaging (pcs)	COD. M	Weight (g)	Packaging (pcs)
IG 1	BSP 3/4"	DIN 3852-2	PAV1.2019.002	428	28	PAV1.2019.003	180	45
	NPT 3/4"	ANSI B1.20.1	PAV1.2019.012	434	28	PAV1.2019.013	186	45
	Rc 3/4"	EN 10226-2	PAV1.2019.042	434	28	PAV1.2019.043	186	45

PAV1 DN25 - BG 5 - ISO 25

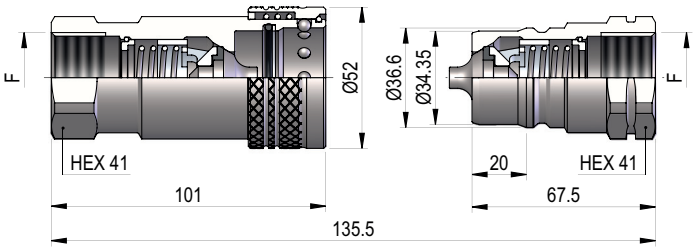

THREADS	F	STANDARD	FEMMINA - FEMALE - MUFFE - FEMELLE			MASCHIO - MALE - STECKER - MALE		
			COD. F	Weight (g)	Packaging (pcs)	COD. M	Weight (g)	Packaging (pcs)
IG 1	BSP 1"	DIN 3852-2	PAV1.2525.002	700	20	PAV1.2525.003	304	30
	NPT 1"	ANSI B1.20.1	PAV1.2525.012	708	20	PAV1.2525.013	313	30
	Rc 1"	EN 10226-2	PAV1.2525.042	708	20	PAV1.2525.043	313	30

PAV1 DN30 - BG 6 - ISO 31.5

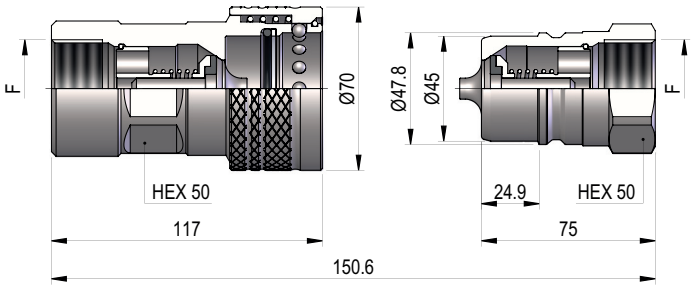

THREADS	F	STANDARD	FEMMINA - FEMALE - MUFFE - FEMELLE			MASCHIO - MALE - STECKER - MALE		
			COD. F	Weight (g)	Packaging (pcs)	COD. M	Weight (g)	Packaging (pcs)
IG 1	BSP 1"¼	DIN 3852-2	PAV1.3031.002	1515	12	PAV1.3031.003	559	20
	NPT 1"¼	ANSI B1.20.1	PAV1.3031.012	1532	12	PAV1.3031.013	572	20
	Rc 1"¼	EN 10226-2	PAV1.3031.042	1532	12	PAV1.3031.043	572	20

THREADS

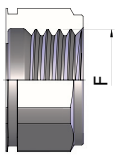

IG 1

PAV1 DN39 - BG 7 - ISO 38

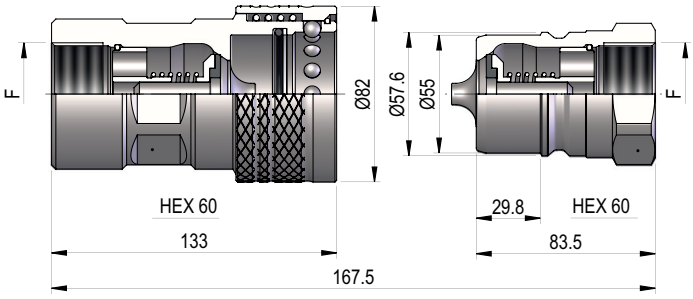

THREADS	F	STANDARD	FEMMINA - FEMALE - MUFFE - FEMELLE			MASCHIO - MALE - STECKER - MALE		
			COD. F	Weight (g)	Packaging (pcs)	COD. M	Weight (g)	Packaging (pcs)
IG 1	BSP 1"½	DIN 3852-2	PAV1.3939.002	2445	8	PAV1.3939.003	918	12
	NPT 1"½	ANSI B1.20.1	PAV1.3939.012	2464	8	PAV1.3939.013	938	12
	Rc 1"½	EN 10226-2	PAV1.3939.042	2464	8	PAV1.3939.043	938	12

PAV1 DN50 - BG 8 - ISO 51

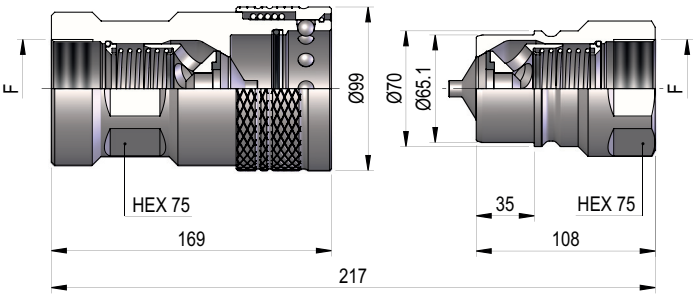

THREADS	F	STANDARD	FEMMINA - FEMALE - MUFFE - FEMELLE			MASCHIO - MALE - STECKER - MALE		
			COD. F	Weight (g)	Packaging (pcs)	COD. M	Weight (g)	Packaging (pcs)
IG 1	BSP 2"	DIN 3852-2	PAV1.5051.002	5000	5	PAV1.5051.003	1804	8
	NPT 2"	ANSI B1.20.1	PAV1.5051.012	5010	5	PAV1.5051.013	1820	8
	Rc 2"	EN 10226-2	PAV1.5051.042	5010	5	PAV1.5051.043	1820	8

THREADS

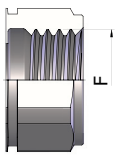

IG 1

PLASTIC CAPS

NOMINAL SIZE			FEMALE DUST PLUG					MALE DUST CAP					COLOR	MATERIAL
				Dimensions			Weight		Dimensions			Weight		
DNP	BG	ISO	COD. F	D	L	D1	(g)	COD. M	D	L	D1	(g)		
10	2	10	SPAV.10002	28	220	22	14	SPAV.10003	23.5	220	22	16		PVC
10	2	10	SPAV.10022	28	220	22	14	SPAV.10023	23.5	220	22	16		PVC
10	2	10	SPAV.10032	28	220	22	14	SPAV.10033	23.5	220	22	16		PVC
10	2	10	SPAV.10042	28	220	22	14	SPAV.10043	23.5	220	22	16		PVC
13	3	12.5	SPAV.13002	35	250	26	20	SPAV.13003	29	250	26	21		PVC
13	3	12.5	SPAV.13012	35	250	26	20	SPAV.13013	29	250	26	21		PVC
13	3	12.5	SPAV.13022	35	250	26	20	SPAV.13023	29	250	26	21		PVC
13	3	12.5	SPAV.13032	35	250	26	20	SPAV.13033	29	250	26	21		PVC
13	3	12.5	SPAV.13042	35	250	26	20	SPAV.13043	29	250	26	21		PVC
13	3	12.5	SPAV.13052	35	250	26	20	SPAV.13053	29	250	26	21		PVC
13	3	12.5	SPAV.13062	35	250	26	20	SPAV.13063	29	250	26	21		PVC
20	4	19	SPAV.20002	42	270	36	33	SPAV.20003	36.5	270	36	39		PVC
20	4	19	SPAV.20012	42	270	36	33	SPAV.20013	36.5	270	36	39		PVC
20	4	19	SPAV.20032	42	270	36	33	SPAV.20033	36.5	270	36	39		PVC
20	4	19	SPAV.20042	42	270	36	33	SPAV.20043	36.5	270	36	39		PVC
20	4	19	SPAV.20052	42	270	36	33	SPAV.20053	36.5	270	36	39		PVC
20	4	19	SPAV.20062	42	270	36	33	SPAV.20063	36.5	270	36	39		PVC





NOMINAL SIZE			FEMALE DUST PLUG					MALE DUST CAP					COLOR	MATERIAL
				Dimensions			Weight		Dimensions			Weight		
DNP	BG	ISO	COD. F	D	L	D1	(g)	COD. M	D	L	D1	(g)		
06	1	6.3	SPAV.06002	23.5	128	19	7	SPAV.06003	17.5	125	17.5	8		PVC
13	3	12.5	SPAV.13002 KR	37.5	190	29	14	SPAV.13003 KR	29.5	195	27	19		PVC
13	3	12.5	SPAV.13012 KR	37.5	190	29	14	SPAV.13013 KR	29.5	195	27	19		PVC
13	3	12.5	SPAV.13022 KR	37.5	190	29	14	SPAV.13023 KR	29.5	195	27	19		PVC
13	3	12.5	SPAV.13032 KR	37.5	190	29	14	SPAV.13033 KR	29.5	195	27	19		PVC
13	3	12.5	SPAV.13042 KR	37.5	190	29	14	SPAV.13043 KR	29.5	195	27	19		PVC
25	5	25	SPAV.25002	54.5	248	41	42	SPAV.25003	42	248	42	47		PVC

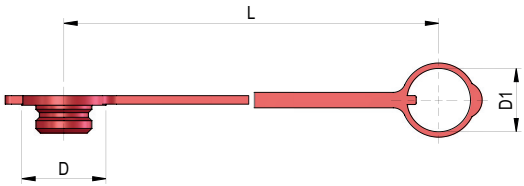

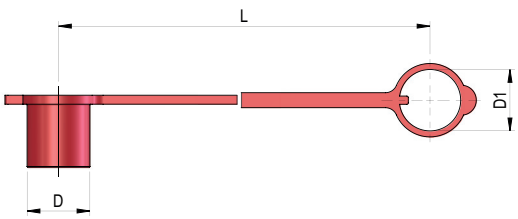

METAL CAPS

NOMINAL SIZE			FEMALE DUST PLUG					MALE DUST CAP					MATERIAL
				Dimensions			Weight		Dimensions			Weight	
DNP	BG	ISO	COD. F	D	L	D1	(g)	COD. M	D	L	D1	(g)	
06	1	6.3	SPAV.06202	19	172	22	11	SPAV.06203	19	172	22	18	Aluminum
10	2	10	SPAV.10202	23	172	22	42	SPAV.10203	25	172	22	50	Aluminum
13	3	12.5	SPAV.13202	30	174	27	51	SPAV.13203	30	174	27	70	Aluminum
20	4	19	SPAV.20202	37	226	30	66	SPAV.20203	38	226	30	107	Aluminum
25	5	25	SPAV.25202	43	281	41	64	SPAV.25203	45	281	41	120	Aluminum

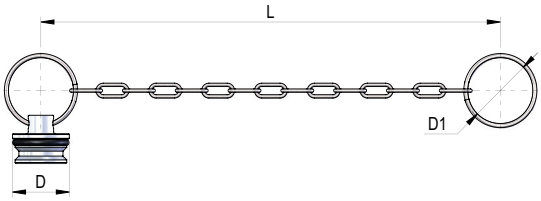

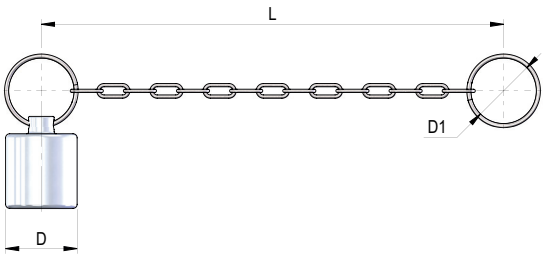

NOMINAL SIZE			FEMALE DUST PLUG					MALE DUST CAP					MATERIAL
				Dimensions			Weight		Dimensions			Weight	
DNP	BG	ISO	COD. F	D	L	D1	(g)	COD. M	D	L	D1	(g)	
30	6	31.5	SPAV.30202	70	281	47.5	119	SPAV.30203	70	281	47.5	280	Aluminum
39	7	38	SPAV.39202	83	281	47.5	170	SPAV.39203	83	281	47.5	453	Aluminum
50	8	51	SPAV.50202	99	281	47.5	297	SPAV.50203	99	281	47.5	731	Aluminum



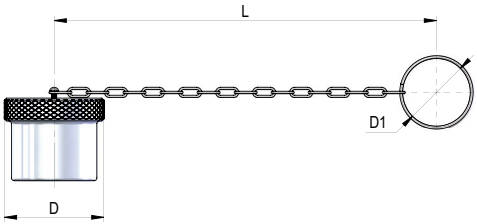

SPARE PARTS

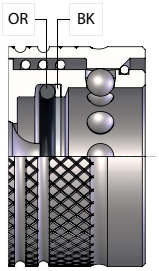

NOMINAL SIZE			FEMALE GASKET	
DNP	BG	ISO	OR (NBR*)	BK (PTFE)
06	1	6.3	PAV.006.120	PAV.006.130
10	2	10	PAV.010.120	PAV.010.130
13	3	12.5	PAV.013.120	PAV.013.130
20	4	19	PAV.019.120	PAV.019.130
25	5	25	PAV.025.120	PAV.025.130
30	6	31.5	PAV.030.120	PAV.030.130
39	7	38	PAV.039.120	PAV.039.130
50	8	51	PAV.050.120	PAV.050.130

*AL CODICE DELLA GUARNIZIONE IN NBR AGGIUNGERE 'E' PER EPDM O 'V' PER VITON
*TO THE NBR GASKET CODE ADD 'E' FOR EPDM OR 'V' FOR VITON
*ZU DER ARTIKELNR. DER NBR DICHTUNG GEBEN SIE 'E' FUER EPDM ODER 'V' FUER VITON AN
*AU CODE DU JOINT EN NBR JOINDRE 'E' POUR EPDM OU 'V' POUR VITON