




ENGLISH

Datasheet


RS, Brown Wall Cabinet Speaker, 8Ω

RS Stock number: 425-4504



1. Unpack Loudspeaker.
2. Remove hanging bar from restraining wire.
3. Use the hanging bar as a jig to mark hole locations on wall.
4. Secure hanging bar to wall using suitable fixings (fit hanging bar to wall the correct way round as shown).

Screw to wall this way round



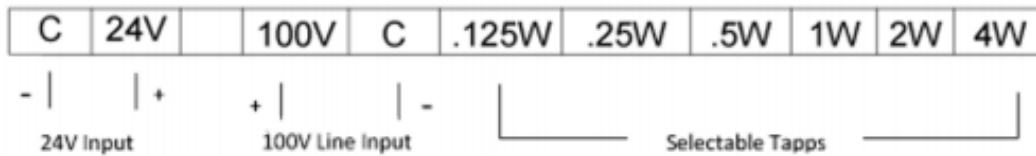
1. Re attach the restraining wire to hanging bar.
2. Adjust the transformer wattage by moving the grey wire to the desired taping on the terminal-block.(this is tapped to the 4w as standard)
3. Connect 100V line input to terminal block + -.
4. Fit cabinet over hanging bar.



ENGLISH



Kestrel 4 with Restoration Connections



Technical specifications

Cabinet Size:	H 200mm W 250mm D 85mm
Power Taps:	4W 2W 1W .5W .25W .125W
Frequency Range:	150Hz - 15kHz
SPL:	86dB(A) at 1watt/ 1 meter
Line Voltage:	100V
Loudspeaker Impedance:	8Ω