



BRIGHTEX


Wood Finishes





WOODTEX

"GELLED" WOOD STAIN



ASH PLYWOOD



WHITE (TINTABLE)

950



BROWN MAHOGANY

971



TAOS

951



CHERRY

968



MAHOGANY

969



ANTIQUE OAK

973



WALNUT

972



RED MAHOGANY

970



PINK

952



VELVET MOON

965



BUTTERNUT

957



CACTUS

960



BALTIC BLUE


962

Colours achieved may vary depending on type / colour of wood used



WOOD DYE WINTONE WOOD STAIN STAINED VARNISH

LACQUER WOOD STAIN AEROSOL LACQUER STAIN



BLUE W.D.36



CHIN ROSEWOOD W.D.939



FIRE RED W.D.28



INDIAN ROSEWOOD W.D.22



BURMESE TEAK W.D.30



BALTIC W.D.38



GREEN W.D.34



MAROON W.D.42



CHERRY W.D.40



PERUVIAN MAHOGANY W.D.26



AMERICAN WALNUT W.D.24



TUDOR BLACK OAK W.D.32

以上的颜色，在不同的木料上，所呈现的颜色也随着有所差异。



WINSHIELD



NYATOH



ANTIQUE

705



ROSEWOOD

702



NEW TEAK

708



TEAK

701



MAHOGANY

704



BURMA

709



WALNUT

703



WENGE


707



HONEYPINE

706

Also available in clear coat (Gloss & Matt)



WOOD FILLER

SOLVENT-BASED




TEAK WOOD



WALNUT

124



TEAK

130



NATURAL

100



MAHOGANY

126



NEW TEAK

131

WATER-BASED



221
PINE



222
CHERRY



223
TEAK



224
WALNUT




225
NATURAL



226
MAHOGANY



Betex



WOOD DYE

Wood Dye is a transparent solvent-based dye stain. It enhances the colour and beauty of the wood.

- Ensure surface is sanded and clean of grease, wax, etc.
- Apply Wood Dye with lint free cloth pad in a quick lightly polishing motion onto the surface.
- Use a clean cloth to wipe off excess immediately.
- Allow drying off completely for at least 4 hours or preferably over night.
- Finish with Betex lacquer or varnish to protect and enhance its effect.



WOODTEX

Woodtex "Gelled" Wood Stain is a pigmented wood stain. It is fast-drying and has 2-3 times more coverage than liquid stain.

- Ensure surface is sanded and clean of grease, wax, etc.
- Rub the stain in circular motion onto the surface with lint free cloth.
- Remove excess stain with clean cloth.
- Allow 2 hours to dry.
- Apply any Betex lacquer as an overcoat.



WINSHIELD

Winshield is a transparent colour wood varnish. It has excellent abrasion resistance and protects against fungus. It is suitable for exterior surfaces.

- Ensure surface is sanded and clean of grease, wax, etc. For previously painted surfaces remove any existing undesired paint films with sandpaper.
- If thinning is required white spirit may be added.
- Apply 2-3 coats of Winshield depending on the substrate.
- Allow at least 4 hours drying between coats.
- If matt finish is preferred, apply a coat of Winshield Matt.



SOLVENT-BASED WOOD FILLER

Solvent-based Wood Filler is a pigmented wood grain filler. It is used to fill the pores of open-grain wood.

- Ensure surface is sanded and clean of grease, wax, etc.
- Rub the filler on the surface with clean, dry, lint free cloth.
- Fill up grain and spread as far as possible, keeping surface wet with filler.
- Remove excess filler with a clean, dry cloth.
- Allow drying off completely for at least 3 hours.
- Finish with any Betex lacquer to protect and enhance its effect.



WATER-BASED WOOD FILLER

Water-based Wood Filler is a wood putty. It is used to fill holes, splits and cracks in timber or other wood substrates.

- All surfaces should be clean, dry and free from contaminates.
- Apply the filler with putty knife.
- Allow to dry before sanding.
- Deep repairs need 2 or more fillings, allow dry before applying next layer.
- Ensure filler are thoroughly dry before applying coatings.



LACQUER WOOD STAIN

Lacquer Wood Stain is a nitrocellulose based stain. (aerosol spray type)

- Ensure surface is sanded and clean of grease, wax, etc.
- Hold the container at least 12 -14 inches away from the article.
- Depress the valve with forefinger.
- Move the spray left to right or vice versa to obtain an even film.



NATURAL WOOD OIL

Natural Wood Oil is a blend of natural oil from plants. It is used to moisturize, polish and clean all wooden surfaces to prevent it from cracking and drying. It gives the wood a rich and natural gloss finish.

- Pour oil on a clean, soft, dry cloth.
- Rub along the grain of the wood thoroughly.
- Can be used on leather products, too.



WINTONE

Wintone is a one-step stain and decorative varnish. It serves as a decorative and protective coating for old and new wood surfaces and on glass surfaces, too.

- Ensure the surface is clean, smooth, dry and free from grease and wax.
- For previously painted surface, remove the old finish by sanding or using Brightex paint remover.
- Apply an even coating by brush or conventional spray, 3 coats are recommended to give the best result.
- Allow at least 6 hours drying between coats.
- A wintone gloss clear can be used as a final coat to give the desired gloss finish.