

Main

Range of product	Easy Harmony XA2
Product or component type	Complete selector switch
Device short name	XA2
Bezel material	Plastic
Fixing collar material	Plastic
Mounting diameter	22.5 mm

Complementary

Fixing center	$\geq 30 \times 40$ mm (panel) - thickness: 1...5 mm
Fixing mode	Fixing nut: 2...2.4 N.m
Type of operator	Stay put
Operator profile	Key switch
Operator position information	3 positions
Key number	455
Key withdrawal position	Center
Contacts type and composition	2 NO
Contact operation	Slow-break
Mechanical durability	100000 cycles
Connections - terminals	, clamping capacity: $\leq 2 \times 1.5$ mm ² , clamping capacity: $\leq 1 \times 2.5$ mm ² , clamping capacity: $\geq 1 \times 0.5$ mm ² Faston terminals, connection size: 6.3 mm
Tightening torque	0.8 N.m
Short-circuit protection	10 A fuse type gL conforming to IEC 60269-1
[Ith] conventional free air thermal current	10 A
[Ui] rated insulation voltage	600 V
[Uimp] rated impulse withstand voltage	6 kV conforming to IEC 60947-1
[Ie] rated operational current	3 A at 240 V, AC-15, A600 0.27 A at 250 V, DC-13, Q600
Electrical durability	500000 Cycles, AC-15, 3 A at 230 V, operating rate <60 cyc/mn, load factor: 0.5 conforming to IEC 60947-5-4 500000 cycles, DC-13, 0.2 A at 110 V, operating rate <60 cyc/mn, load factor: 0.5 conforming to IEC 60947-5-4
Electrical reliability	$\Lambda < 10\exp(-8)$ at 24 V
Width	30 mm
Height	42 mm
Depth	85.7 mm
Product weight	0.078 kg

Environment

Protective treatment	TC
Ambient air temperature for storage	-40...70 °C
Ambient air temperature for operation	-20...55 °C
Overvoltage category	Class I conforming to IEC 536
IP degree of protection	IP54 conforming to IEC 60529
IK degree of protection	IK03 conforming to IEC 60529
Standards	IEC 60947-1 GB 14048.5 IEC 60947-5-1 GB 14048.1
Product certifications	CE CCC
Vibration resistance	10 gn (f= 40...500 Hz) conforming to IEC 60068-2-6
Shock resistance	70 gn (duration = 11 ms) for half sine wave acceleration conforming to IEC 60068-2-27

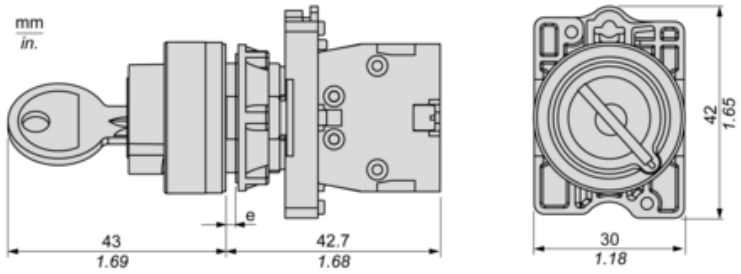
Packing Units

Unit Type of Package 1	PCE
Number of Units in Package 1	1
Package 1 Height	4.0 cm
Package 1 Width	11.0 cm
Package 1 Length	16.0 cm
Package 1 Weight	93.0 g
Unit Type of Package 2	S02
Number of Units in Package 2	100
Package 2 Height	15.0 cm
Package 2 Width	30.0 cm
Package 2 Length	40.0 cm
Package 2 Weight	9.4 kg
Unit Type of Package 3	P06
Number of Units in Package 3	1600
Package 3 Height	75.0 cm
Package 3 Width	60.0 cm
Package 3 Length	80.0 cm
Package 3 Weight	155.4 kg

Offer Sustainability

Sustainable offer status	Green Premium product
REACH Regulation	REACH Declaration
REACH free of SVHC	Yes
EU RoHS Directive	Pro-active compliance (Product out of EU RoHS legal scope) EU RoHS Declaration
Mercury free	Yes
China RoHS Regulation	China RoHS Declaration
RoHS exemption information	Yes
Environmental Disclosure	Product Environmental Profile
Circularity Profile	End Of Life Information
WEEE	The product must be disposed on European Union markets following specific waste collection and never end up in rubbish bins
California proposition 65	WARNING: This product can expose you to chemicals including: Lead and lead compounds, which is known to the State of California to cause cancer and birth defects or other reproductive harm. For more information go to www.P65Warnings.ca.gov

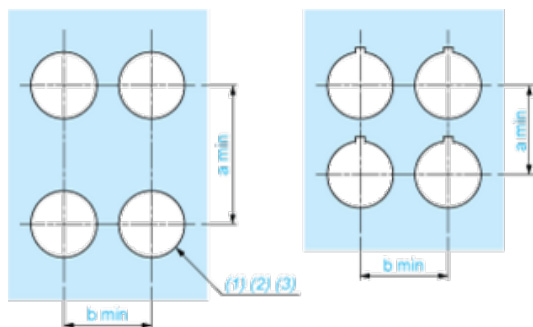
Dimensions



(e) Clamping thickness: 1 to 6 mm / 0.04 to 0.24 in.

Panel Cut-out for Pushbuttons, Switches and Pilot Lights (Finished Holes, Ready for Installation)

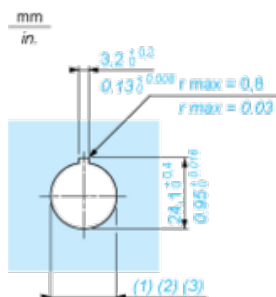
Connection by Screw Clamp Terminals



- (1) Diameter on finished panel or support
- (2) For selector switches and Emergency stop buttons, use of an anti-rotation plate type ZB5AZ902 is recommended.
- (3) $\varnothing 22.5$ mm recommended ($\varnothing 22.3_0^{+0.4}$) / $\varnothing 0.89$ in. recommended ($\varnothing 0.88$ in. $^{+0.016}$)

Connections	a in mm	a in in.	b in mm	b in in.
By screw clamp terminals connector	40	1.57	30	1.18
By Faston connectors	45	1.77	32	1.26

Detail of Lug Recess



- (1) Diameter on finished panel or support
- (2) For selector switches and Emergency stop buttons, use of an anti-rotation plate type ZB5AZ902 is recommended.
- (3) $\varnothing 22.5$ mm recommended ($\varnothing 22.3_0^{+0.4}$) / $\varnothing 0.89$ in. recommended ($\varnothing 0.88$ in. $^{+0.016}$)