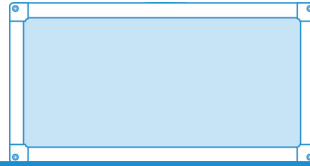


LED PANEL LIGHT



PL 625257 SERIES



Application

Cabins, Passageways, Galleys, Cafeterias

Material

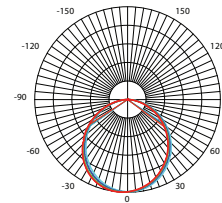
Marine grade aluminium, comes with high-efficiency light guide

Weight

3.3Kg

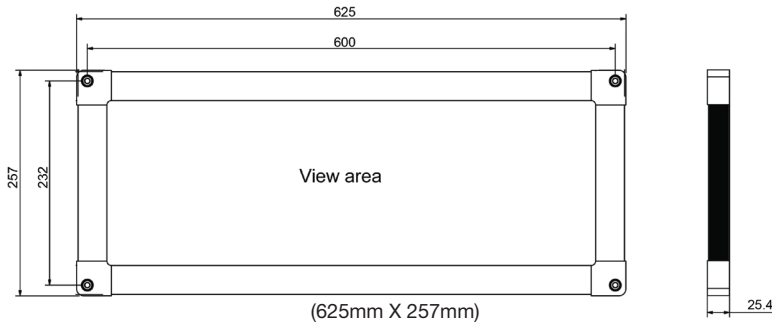
Key Features

- Easy installation with no external drivers needed
- Super slim design for surface mounted application
- High-efficiency constant current driver
- 70% more energy-efficient compared to 2X18W fluorescent lighting system
- Long service life of 50,000 hours L70 @ 40°C (Ta)
- Safety, EMC and IEC compliance



Height	AVR E	Diameter
1.00m	209.59lx	286.85cm
2.00m	52.40lx	573.70cm
3.00m	23.29lx	860.55cm
4.00m	13.10lx	1147.41cm
5.00m	8.38lx	1434.26cm

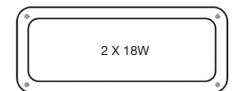
Angle: 110.2°



TECHNICAL SPECIFICATIONS

IP 22 IP 44

Ideal Replacement:



BH Code	Type	IP Rating	Main Voltage	Power	CCT	Driving Current	CRI Index	Ambient Temp (Ta)	System Lumen
LAP625257A	P625257A	IP22	100V - 240V AC	24W	4000K	800mA	80	-20°C ~ +40°C	1700lm
LAPW625257A	PW625257A	IP44							
BH Code	Type	IP Rating	Main Voltage	Power	CCT	Driving Current	CRI Index	Ambient Temp (Ta)	System Lumen
LAP625257AE	P625257AE	IP22	100V - 240V AC + 24V DC	24W (AC) 5W (DC)	4000K	800mA	80	-20°C ~ +40°C	1700lm (AC) >120lm (DC)
LAPW625257AE	PW625257AE	IP44							

Also available in other CCT.



Due to our continuous development and product improvement policy, we reserve the rights to revise the specifications of all products without prior notice.