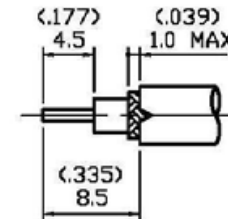
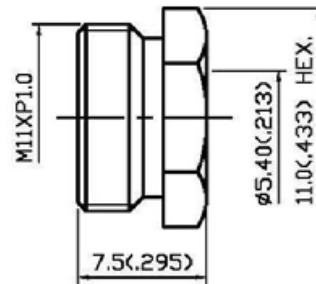
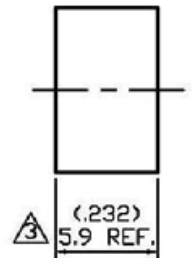
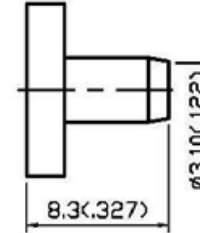
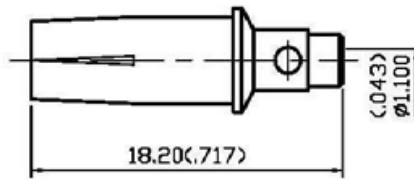
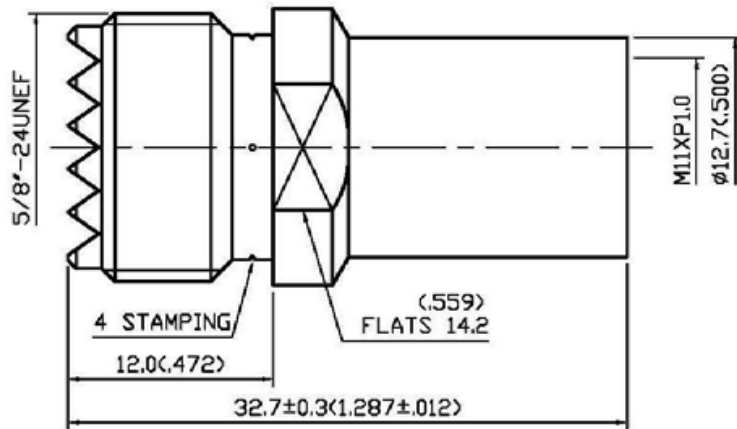


NO	DESCRIPTION	DATE
①	BACKGROUND FORMAT UPDATED	03.04.05'
②	BACKGROUND FORMAT UPDATED	05.10.11'
③	DEL. PROOF VOLTAGE ; ADD REF. WORKING VOLTAGE → VOLTAGE RATING MODIFICATION PART ⑥	01.09.15'



STRIPPING DIMENSION

1.0 ELECTRICAL

- 1.1 FREQUENCY RANGE: DC-300 MHz
- 1.2 NOMINAL IMPEDANCE: 50 OHMS
- 1.3 VOLTAGE RATING: 500 VOLTS MAX. ③

2.0 MATERIALS

- 2.1 BODIES: BRASS PER JIS-C3604
- 2.2 CENTER CONTACT: BERYLLIUM COPPER PER ASTM B196 UNS C17300
- 2.3 CRIMP FERRULE: BRASS PER JIS-C2700

3.0 FINISHES AND OTHERS

- 3.1 SEE BELOW TABLE FOR DETAILS.

4.0 MECHANICAL

- 4.1 FOR USE WITH RG58 OR SIMILAR STYLE CABLE
- 4.2 CABLE ATTACHMENT: OUTER: CLAMP, INNER: SOLDER

5.0 ENVIRONMENTAL

- 5.1 OPERATING TEMPERATURE RANGE: -55° C TO +85° C

NO	DESCRIPTION	MATERIAL	Q'TY	FINISH
7	NUT	BRASS	1	SILVER 70 μ" MIN.
6	GASKET	SILICONE	1	RED
5	BRAID CLAMP	BRASS	1	SILVER 70 μ" MIN.
4	INSULATION II	TEFLON	1	NONE
3	CENTER CONTACT	BERYLLIUM COPPER	1	SILVER 70 μ" MIN.
2	INSULATION I	TEFLON	1	NONE
1	BODY	BRASS	1	SILVER 70 μ" MIN.



APPROVED by _____

DESCRIPTION		UHF STRAIGHT JACK CLAMP	
製圖	DRAWN <i>Kristina</i>	TOLERANCE .X ±0.2	品名 17-26-2 T.S.S 58U
檢圖	CHECK <i>Arc</i>	.XX ±0.1	DATE 06.21.97'
認定	APPROVAL <i>Angela</i>	.XXX ±0.05	版次 A-3
	ANGLE ±5°	比例 3:1	REV.
		UNIT mm(in)	DWG.NO. 17-0105
		SCALE	ROHS COMPLIANT (500)