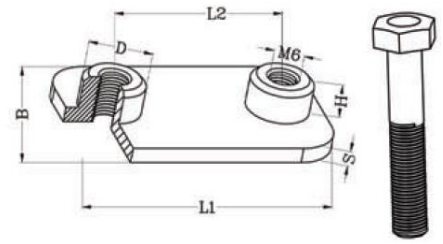
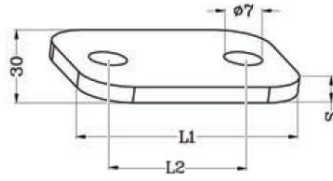
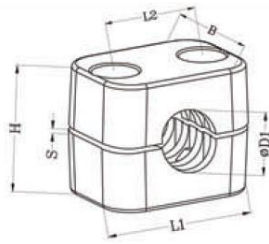


G1 STANDARD SERIES



Series	Order Code	D1 Pipe O.D.	Inch Bore	Inch O.D.	Clamp Body					Cover Plate			Weld Plate						Bolt
					L1	L2	H	S	B	L1	L2	S	L1	L2	B	S	H	D	
1	PC-S**-1-1-006-*	6			28	9.5	26	0.4	30	28	9.5	3	31.5	10	30	3	6.5	12	M6 x 30
	PC-S**-1-1-006.4-*	6.4	1/4																
	PC-S**-1-1-008-*	8	5/16																
	PC-S**-1-1-009.5-*	9.5	3/8																
	PC-S**-1-1-010-*	10	1/8																
PC-S**-1-1-012-*	12																		
1A	PC-S**-1-1A-006-*	6			37	20	26	0.4	30	34	20	3	36	20	30	3	6.5	12	M6 x 30
	PC-S**-1-1A-006.4-*	6.4	1/4																
	PC-S**-1-1A-008-*	8	5/16																
	PC-S**-1-1A-009.5-*	9.5	3/8																
	PC-S**-1-1A-010-*	10	1/8																
PC-S**-1-1A-012-*	12																		
2	PC-S**-1-2-012.7-*	12.7		1/2	42	26	32	0.6	30	40.5	26	3	42	26	30	3	6.5	12	M6 x 35
	PC-S**-1-2-013.5-*	13.5	1/4																
	PC-S**-1-2-014-*	14																	
	PC-S**-1-2-015-*	15																	
	PC-S**-1-2-016-*	16	5/8																
	PC-S**-1-2-017.2-*	17.2	3/8																
PC-S**-1-2-018-*	18																		
3	PC-S**-1-3-019-*	19		3/4	50	33	35.5	0.6	30	48	33	3	50	33	30	3	6.5	12	M6 x 40
	PC-S**-1-3-020-*	20																	
	PC-S**-1-3-021.3-*	21.3	1/2																
	PC-S**-1-3-022-*	22	7/8																
	PC-S**-1-3-025-*	25																	
PC-S**-1-3-025.4-*	25.4	1																	
4	PC-S**-1-4-026.9-*	26.9		3/4	59	40	41.5	0.6	30	57	40	3	60	40	30	3	6.5	12	M6 x 45
	PC-S**-1-4-028-*	28																	
	PC-S**-1-4-030-*	30																	
5	PC-S**-1-5-032-*	32		1 1/4	71	52	56.5	0.8	30	70	52	3	71	52	30	3	6.5	12	M6 x 60
	PC-S**-1-5-033.7-*	33.7	1																
	PC-S**-1-5-035-*	35																	
	PC-S**-1-5-038-*	38	1 1/2																
	PC-S**-1-5-040-*	40																	
PC-S**-1-5-042-*	42	1 1/4																	
6	PC-S**-1-6-044.5-*	44.5		1 3/4	86	66	64.5	0.8	30	86	66	3	88	66	30	3	6.5	12	M6 x 70
	PC-S**-1-6-048.3-*	48.3	1 1/2																
	PC-S**-1-6-050.8-*	50.8	2																
7	PC-S**-1-7-057.2-*	57.2		2 1/4	121	94	92	0.8	30	118	94	5	122	94	30	5	6.5	12	M6 x 100
	PC-S**-1-7-060.3-*	60.3	2																
	PC-S**-1-7-063.5-*	63.5	2 1/2																
	PC-S**-1-7-070-*	70	2 3/4																
	PC-S**-1-7-073-*	73																	
	PC-S**-1-7-076.1-*	76.1	2 1/2	3															
8	PC-S**-1-8-088.9-*	88.9		3	147	120	116	0.8	30	144	120	5	148	120	30	5	6.5	12	M6 x 125
	PC-S**-1-8-102-*	102		4															