

# Datasheet

## RS PRO Piezo Audio Indicator

EN



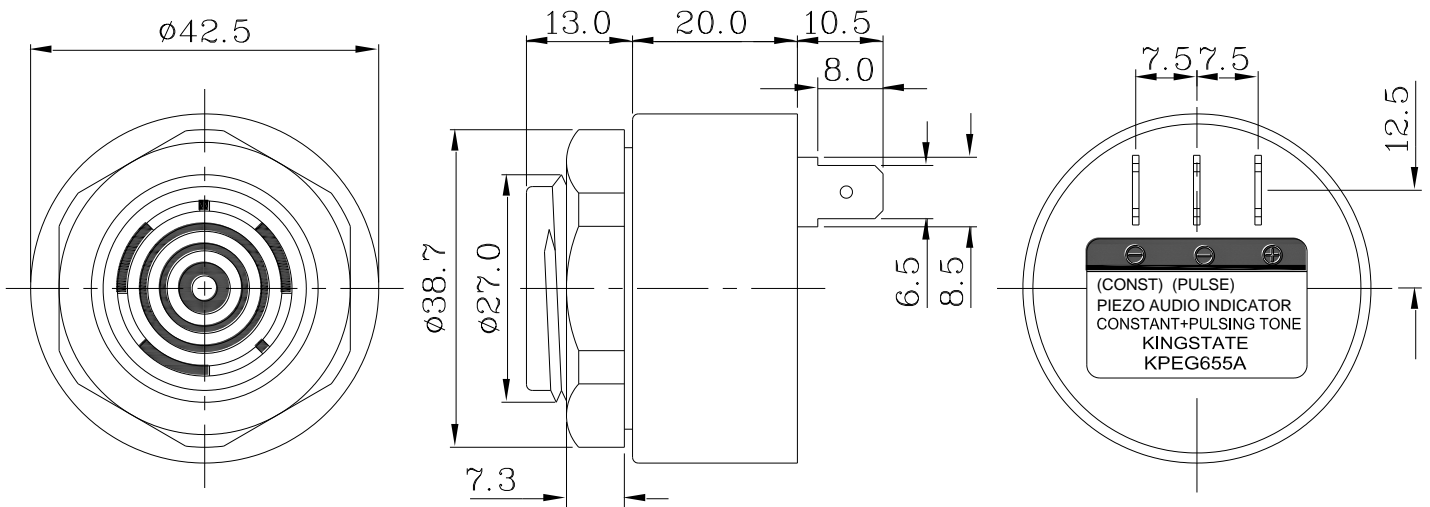
### A. SCOPE

This specification applies piezo audio indicator, 1812679

### B. SPECIFICATION

No.	Item	Unit	Specification		Condition
1	Resonant frequency	KHz	2.8 ± 0.5		
2	Operating Volt. range	VDC	6 ~ 28		
3	Current consumption	mA	MAX.13	MAX.11	at 12VDC
4	Sound pressure level	dB	MIN.92	MIN. 87	at 30cm/12VDC
5	Rated Voltage	VDC	12		
6	Tone		Continuous	Fast Pulse ( 3.0Hz±20% )	at 12VDC
7	Operating temp.	°C	-30 ~ +85		
8	Storage temp.	°C	-40 ~ +95		
9	Dimension	mm	φ 42.5 x H33.0		See appearance drawing
10	Weight (MAX)	gram	35.0		
11	Material		ABS UL-94 1/16" HB HIGH HEAT ( BLACK )		
12	Terminal		Pin type (Plating Sn)		See appearance drawing
13	Environmental Protection Regulation		RoHS		
14	Storage life	month	6		6 months preservation at room temp.(25 ±3°C), Humidity40%

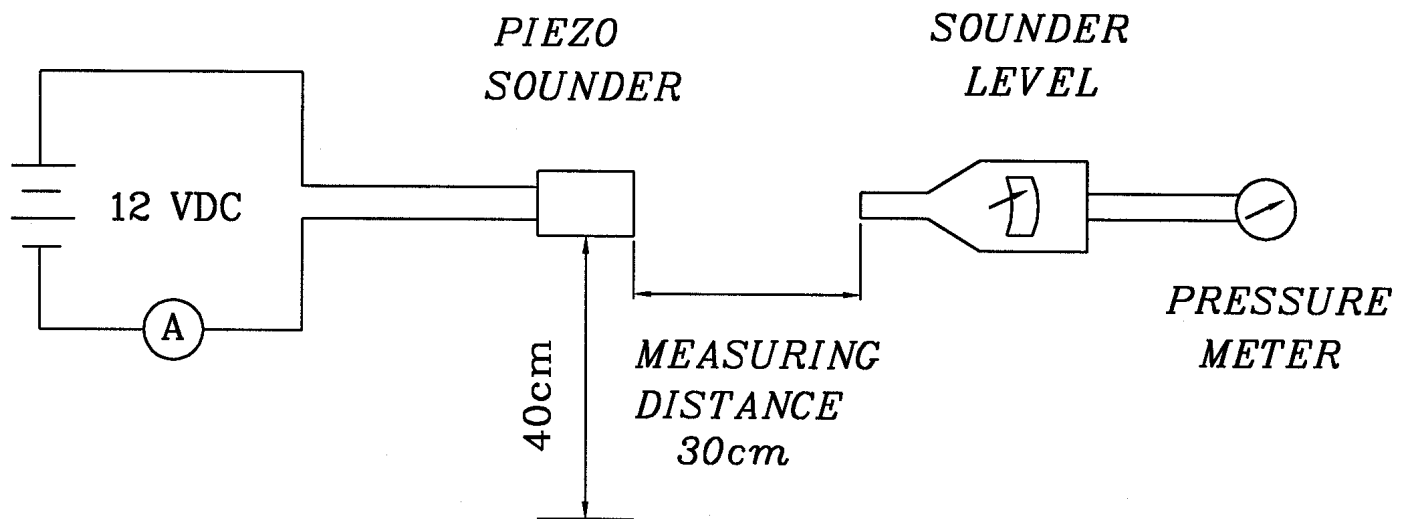
## C. APPEARANCE DRAWING



Tol:  $\pm 0.5$

Unit: mm

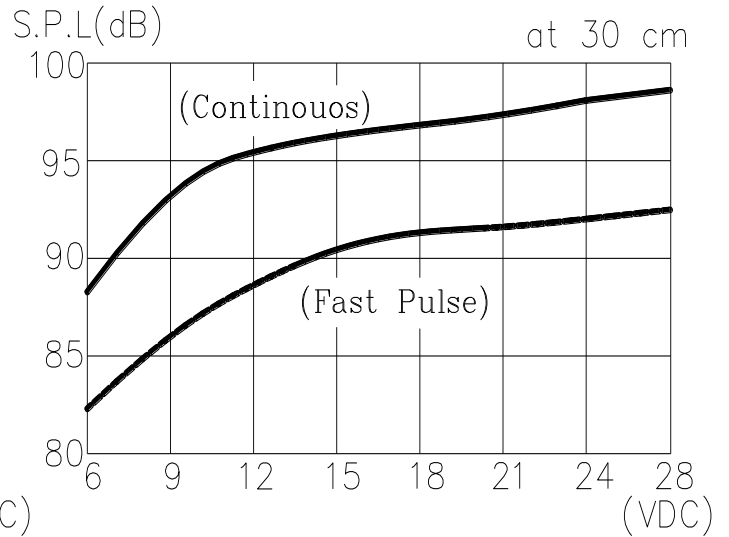
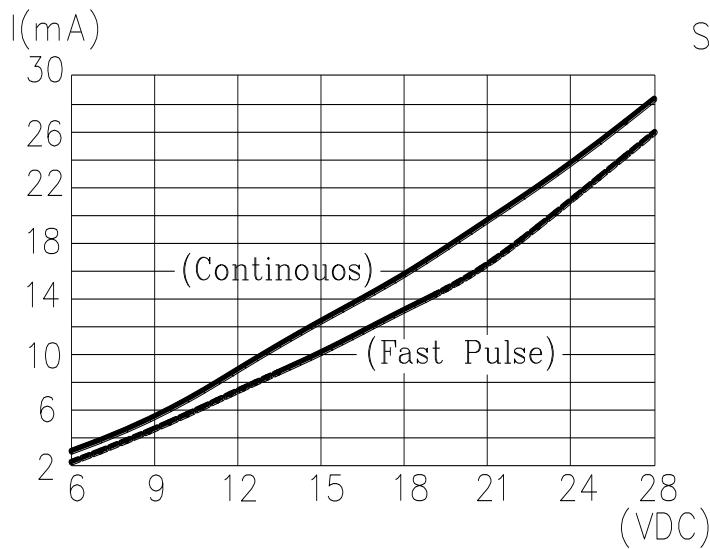
## D. Measuring Method



1. S.P.L. Measuring Circuit

Mic : RION S.P.L meter UC30 or equivalent

## E. VOLTAGE: SOUND PRESSURE LEVEL / VOLTAGE: CURRENT CONSUMPTION CHARACTERISTICS

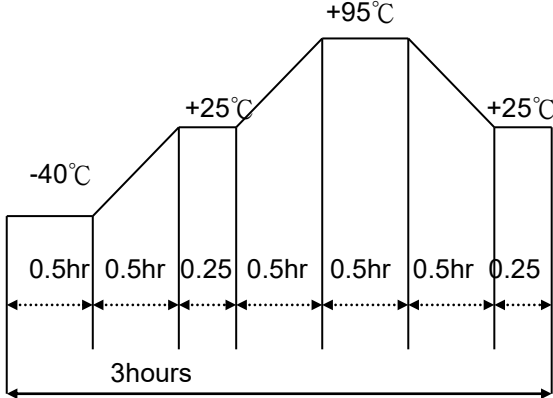


## F. MECHANICAL CHARACTERISTICS

No.	Item	Test Condition	Evaluation standard
1	Solderability	Lead terminals are immersed in rosin for 5 seconds and then immersed in solder bath of $+270\pm 5^{\circ}\text{C}$ for $3\pm 1$ seconds.	90% min. lead terminals shall be wet with solder. (Except the edge of terminal)
2	Soldering Heat Resistance	Lead terminal are immersed up to 1.5mm from sounder's body in solder bath of $+300\pm 5^{\circ}\text{C}$ for $3\pm 0.5$ seconds or $+260\pm 5^{\circ}\text{C}$ for $10\pm 1$ seconds.	No interference in operation
3	Terminal Mechanical Strength	The force 10 seconds of 9.8N (1.0kg) is applied to each terminal in axial direction.	No damage and cutting off
4	Vibration	Buzzer shall be measured after being applied vibration of amplitude of 1.5mm with 10 to 55hz band of vibration frequency to each of 3 per-pendicular directions for 2 hours.	The value of oscillation frequency/ current consumption should be in 10% compared with initial ones .The SPL should be in $\pm 10\text{dB}$ compared with initial one.
5	Drop test	<b>The part only shall be dropped from a height of 75cm onto a 40mm thick wooden board 3 times in 3 axes (X.Y.Z). (a total of 9 times).</b>	

## G. ENVIRONMENT TEST

No.	Item	Test Condition	Evaluation standard
1	High temp. test	After being placed in a chamber at $+95^{\circ}\text{C}$ for 240 hours	Being placed for 4 hours at $+25^{\circ}\text{C}$ , buzzer shall be measured. The value of oscillation frequency/ current consumption should be in $\pm 10\%$ compared with initial ones .The SPL should
2	Low temp. test	After being placed in a chamber at $-40^{\circ}\text{C}$ for 240 hours	
3	Humidity test	After being placed in a chamber at $+40^{\circ}\text{C}$ and $90\pm 5\%$ relative humidity for 240 hours	

4	Temp. cycle test	<p>The part shall be subjected to 5 cycles. One cycle shall consist of:</p> 	<p>be in <math>\pm 10\text{dB}</math> compared with initial one.</p>
---	------------------	--	--

### H. RELIABILITY TEST

No.	Item	Test condition	Evaluation standard
1	Operating life test	<p>1. Continuous life test 48 hours continuous operation at <math>+70^{\circ}\text{C}</math> with rated voltage applied.</p> <p>2. Intermittent life test A duty cycle of 1 minute on, 1 minutes off, a minimum of 5000 times at room temp. (<math>+25\pm 2^{\circ}\text{C}</math>) and rated voltage applied.</p>	<p>Being placed for 4 hours at <math>+25^{\circ}\text{C}</math>, buzzer shall be measured. The value of oscillation frequency/ current consumption should be in <math>\pm 10\%</math> compared with initial ones. The SPL should be in <math>\pm 10\text{dB}</math> compared with initial one.</p>

#### TEST CONDITION.

Standard Test Condition: a) Temperature :  $+5 \sim +35^{\circ}\text{C}$  b) Humidity : 45-85% c) Pressure : 860-1060mbar  
Judgement Test Condition: a) Temperature :  $+25 \pm 2^{\circ}\text{C}$  b) Humidity : 60-70% c) Pressure : 860-1060mbar