



RS Stackable Storage Bins Accompanying and Related Products

This document summarises and provides further information on these products to help maximise your storage needs with the Stackable Storage Bins.

RS Components Stackable Storage Bins are available in 7 sizes and 6 colours as well as ESD (Electro Static Dissipative) options in black, and fit a variety of additional storage products from wall mounted and free standing louvre panels to cabinets and shelving bays.

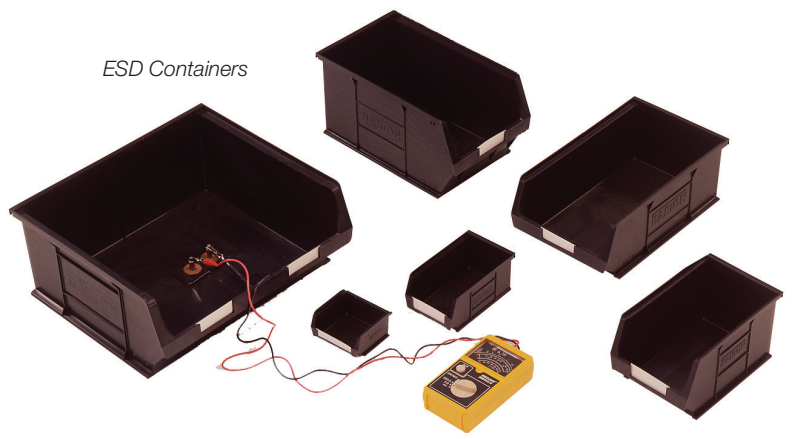
- Strong, heavy duty with reinforced base, sides and stacking rim.
- Durable, resistant to most industrial solvents.
- Material is capable of withstanding a temperature range from -15°C to +50°C, however this may not apply when under load or stress dependent upon use or application.
- Hygienic, clean, smooth inside faces guard against build up of grease etc.
- Index card slot for instant product identification.



ESD Conductive Storage Containers (Shown opposite)

Manufactured using antistatic, carbon conductive particles/fibres which produce a low static charging container for the storage of static sensitive items.

This makes them ideal for use as part of a complete ESD control programme, as defined by **BS IEC 61340-5-1:2007**



Description	H x W x D (mm)	RS Stock Code / Colour							
		White	Blue	Red	Green	Yellow	Orange	Black Recycled	ESD Black
Size 1	50 x 100 x 90	315-1123	484-3996	484-3974	484-3980	484-3823	469-6728	909-6902	550-319
Size 2	75 x 100 x 165	315-1139	484-4028	484-4006	484-4012	484-3839	469-6784	909-6906	550-325
Size 3	132 x 150 x 240	315-1145	484-4056	484-4034	484-4040	484-4062	469-6778	909-6915	550-331
Size 4	132 x 205 x 350	315-1151	484-4107	484-4078	484-4090	484-4113	469-6762	909-6918	909-6928
Size 5	182 x 205 x 350	315-1173	484-4157	484-4129	484-4135	484-4163	469-6756	909-6912	909-6937
Size 6	182 x 420 x 375	315-1189	484-4185	484-3845	484-4179	484-4191	469-6740	909-6921	909-6930
Size 7	200 x 310 x 520	456-3426	350-5873	350-5845	350-5895	350-5867	469-5157	909-6924	Not Available
Clear Bin Front for Size 7		456-3432							

Louvred Panels - Wall Mounted, Freestanding and Trolleys

One of the most common products used with the RS Stackable Bins are louvred panels. These can vary from wall mounted types or freestanding structures where available wall space is at a premium to mobile trolleys that suit a flowing workspace.

At RS Components we give the choice to you, the end user, of bin configuration and to assist with that choice you can use the tables below to calculate the number of bins fit the available louvre space as each bin is given a Louvre Value (LV)



RS Stock Code 555-471
8 x Size 1 Yellow (484-3823)
4 x Size 2 Green (484-4012)
4 x Size 2 Red (484-4006)
4 x Size 2 Blue (484-4028)



RS Stock Code 424-5465
80 x Size 4 Blue (484-4107)



RS Stock Code 424-5465
36 x Size 3 Blue (484-4056)
36 x Size 3 Red (484-4034)

Stackable Bin Size	No. of Louvres		Total Louvre Value (LV)	
	Width	Height		
Size 1	1.5	1	1.5	
Size 2	1.5	2	3	
Size 3	2	3	6	
Size 4	3	3	9	
Size 5	3	4	12	
Size 6	6	4	24	
Size 7	4	4	16	

Wall Mounted Louvred Panels				
Louvred Panel Size H x W (mm)	RS Stock Code	No. of Louvres		Total No. of Louvres
		Width	Height	
438 x 457	555-471	6	8	48
946 x 457	231-383	6	18	108
438 x 914	257-6975	12	8	96
946 x 914	231-399	12	18	216

Freestanding Louvred Panel Units				
Size H x W x D (mm)	RS Stock Code	No. of Louvres		Total No. of Louvres
		Width	Height	
1500 x 1000 x 500 Single Sided	424-5588	12	30	360
1500 x 1000 x 750 Double Sided	424-5465	12	30	360 x 2 (720)
2000 x 1000 x 500 Single Sided	424-5471	12	40	480
2000 x 1000 x 750 Double Sided	424-5459	12	40	480 x 2 (960)

Louvred Panel Trolleys				
Size H x W x D (mm)	RS Stock Code	No. of Louvres		Total No. of Louvres
		Width	Height	
1160 x 1000 x 750 Double Sided	424-5465	12	20	240 x 2 (480)
1660 x 1000 x 750 Double Sided	424-5459	12	30	360 x 2 (720)

With this information you can calculate the number of Stackable Bins that will fit on any of the louvre panels by dividing the Louvre Value of the panel by the Louvre Value of the Stackable Bin e.g. RS Stock Code 231-383 has a Louvre Value of 108. To see how many Size 3 Stackable Bins will fit the following is calculated - $108/6 = 18$ Size 3 Stackable Bins.

RS Lockable Louvred Panel Cabinets


RS Steel Lockable Cabinets are fully assembled and feature louvre panels on the rear and doors giving a secure storage facility along with the flexibility of Stackable Bin locations on the louvre panels.

For even greater options these cabinets can also accommodate shelves for an all round storage solution.

Furthermore the same calculation shown on the opposite page applies to these cabinets.



**New for
Autumn
2015**



The cabinets are epoxy powder coated silver/grey carcass with a full length louvre panel internally and blue doors also with full length louvre panels.

Shelves are galvanised steel and adjustable at 50mm pitches. Shelf capacity is 25Kg UDL (Uniformly Distributed Load).

Fully recessed handles come complete with two keys

Louvred Panel Cabinets					
Size H x W x D (mm)	RS Stock Code	No. of Louvres			Total No. of Louvres
			Width	Height	
2000 x 1015 x 430	877-6825	Rear	10	42	420
		Door	3	42	126 x 2

RS Lockable Storage Cabinets

In addition to the Louvred Panel Cabinets above, we also supply three sizes of standard steel lockable cabinets that offer secure storage of a multitude of general items including the use of the RS Stackable Bins.

The cabinets are supplied assembled in 20 gauge steel finished in epoxy-polyester powder paint and supplied with a secure key operated 3 point locking doors with recessed handle.

All cabinets are supplied with steel shelves which are adjustable on 50mm centres. Extra shelves available in packs of 3




RS Lockable Storage Cabinets			
Size H x W x D (mm)	RS Stock Code	Bin Size	No. of Bins
1000 x 1015 x 430	424-5443	3	30
		4	24
		5	16
		6	8
1580 x 770 x 330	424-5437	3	40
		4	-
		5	-
		6	-
2000 x 1015 x 430	424-5421	.	65
		4	52
		5	32
		6	16
770 x 330 Shelves (Pack of Three)	424-5550		
1015 x 430 Shelves (Pack of Three)	424-5544		

RS 5 Shelf Shelving System

Another common use for the RS Stackable Bins is to use on shelving bays. This gives an easily accessible and multi-purpose storage option.

RS Components stock the perfect shelving bays to suit this application giving unrivalled shelf capacity (265Kg UDL), a smart look and finish in two size options.



RS 5 Shelf Shelving System			
Size H x W x D (mm)	RS Stock Code	No. of Shelves	Shelf Capacity (Kg)
1800 x 900 x 450	771-9180	5	265
1800 x 1200 x 450	771-9199	5	265

The two widths that are available can be fully loaded with Size 4 RS Stackable Bins as illustrated in the two images to the left fully utilising the bay space.

RS 5 Shelf Shelving System Bin Capacities			
Bin Size/Colour	RS Stock Code	No. of Bins per Bay	
		771-9180	771-9199
Size 4 - White	315-1151	40	50
Size 4 - Blue	484-4107	40	50
Size 4 - Red	484-4078	40	50
Size 4 - Green	484-4090	40	50
Size 4 - Yellow	484-4113	40	50
Size 4 - Orange	469-6762	40	50

RS Grey Container Trolley

The RS Grey Container Trolley is ideal for storing small parts within the RS Stackable Containers placed on the fixed louvre panel that then gives a fully mobile facility.

Fully welded tubular steel construction epoxy powder coated finish in silver/grey. Four all swivel castors with vulcanised rubber wheels offer unrivalled manoeuvrability.

RS Grey Container Trolley				
Size H x W x D (mm)	RS Stock Code	Trolley Capacity (Kg)	Bin Size	No. of Bins
1300 x 500 x 500	134-229	200	3	18
			4	12
			5	10
			6	5

