

Control and signalling units Ø 30

Harmony[®], 9001K and 9001SK

Catalog
2011




General Information	4
Specifications	8
References	10
Dimensions	28
Mounting	29

Complete units

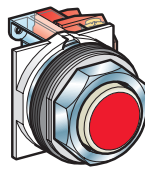
Contact functions

Pushbuttons, spring return



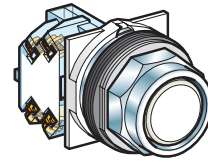
Flush push

9001 KR1●●● See page 10



Projecting push

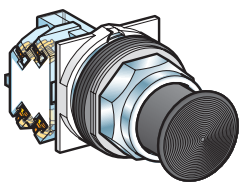
9001 KR3●●● See page 10



Recessed push (high guard)

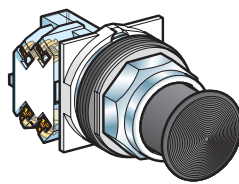
9001 KR2●●● See page 10

Mushroom head pushbuttons



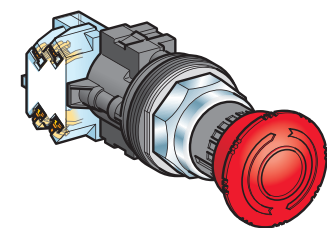
Spring return Ø 35, 40, 57 or 60

9001 KR2●●H13 See page 10



Latching Ø 35, 40, 41, 57 or 60

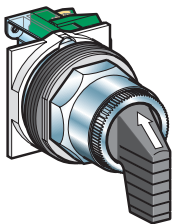
9001 KR●●● See page 10



Turn to release, trigger action

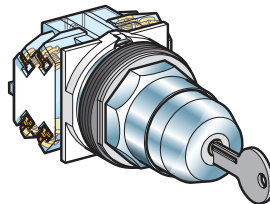
9001 KR16 See page 10

Selector switches, key switches and joystick controllers



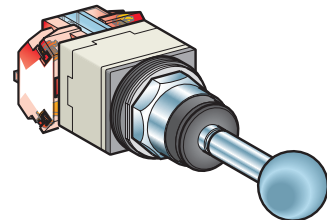
Selector switches, long black handle

9001 KS●●FBH●● See page 11



Key switches

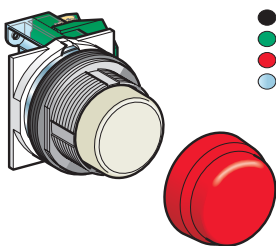
9001 KS●●K●H●● See page 11



Joystick controllers


9001 K●●H● See page 17

Booted pushbuttons and wobblestick (with accessories)



Booted pushbuttons

9001 KR●●● + 9001 KU● See pages 10 and 24




Wobblestick

9001 KR●●● + 9001 K8 See pages 10 and 24


Light functions

Pilot lights



BA 9s base mounted super bright LED

9001 KP●●● See page 26



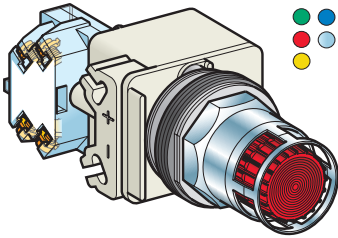
BA 9s incandescent bulb

9001 KP●●● See page 26

Complete units

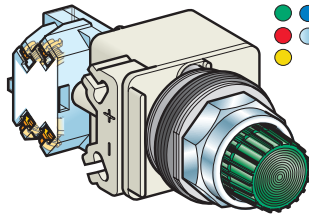
Combined contact and light functions

Illuminated pushbuttons, spring return



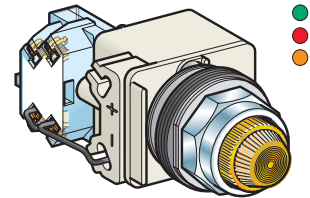
Flush push, super bright LED

9001 K●L●●● See page 13



Projecting push

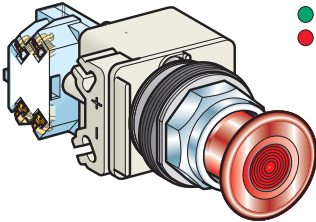
9001 K2L●●● See page 14



"Push to test", projecting push,
super bright LED

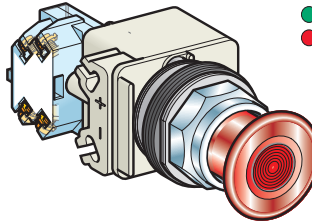
9001 KT●●●31 See page 15

Ø 41 mushroom head illuminated pushbuttons, super bright LED



2-position, push-pull

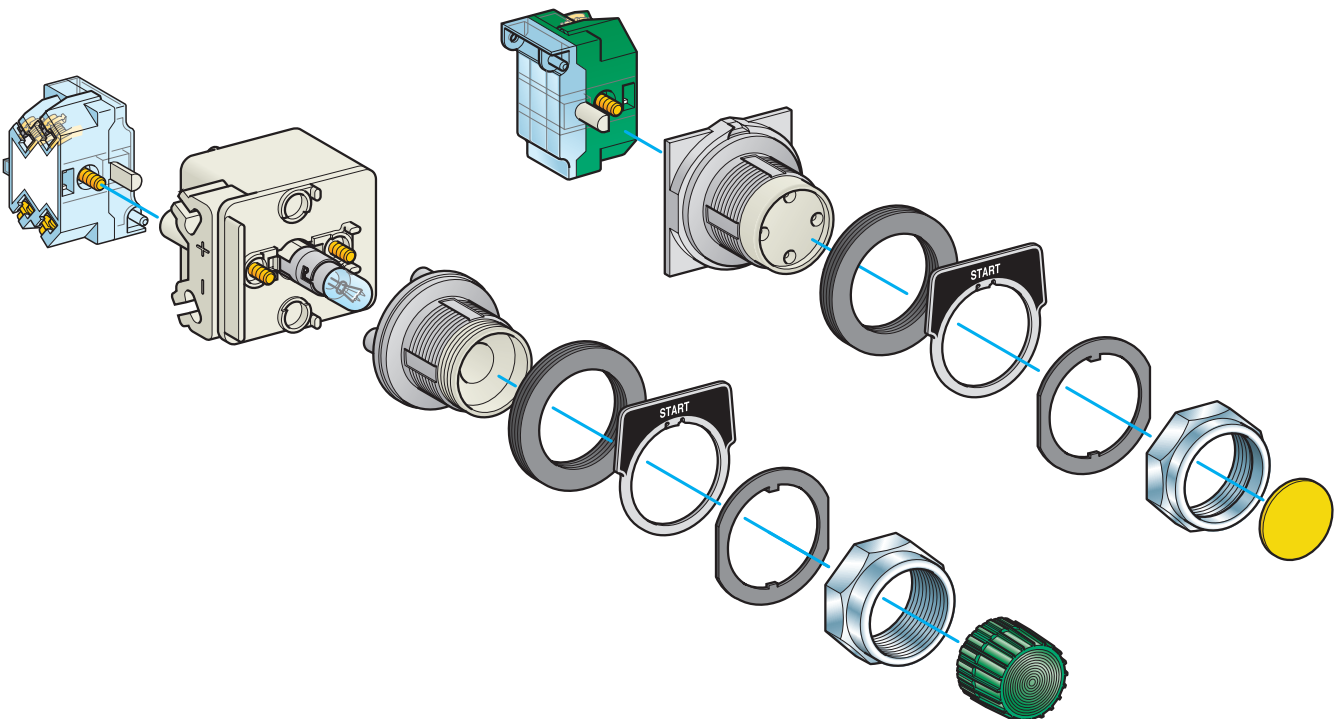
9001 KR9P●●● See page 15



3-position, push-pull

9001 KR8P●●● See page 15


Separate components and accessories



Complete units

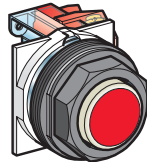
Contact functions

Pushbuttons, spring return



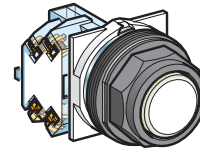
Flush push

9001 SKR1●●● See page 18



Projecting push

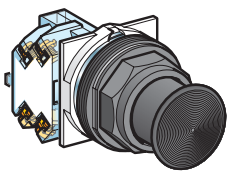
9001 SKR3●●● See page 18



Recessed push (high guard)

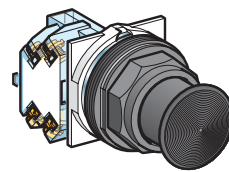
9001 SKR2●●● See page 18

Mushroom head pushbuttons



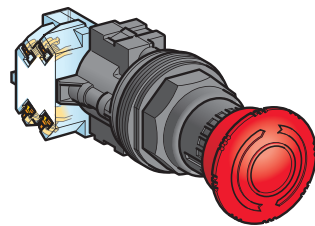
Spring return Ø 35 or Ø 57

9001 SKR2●●H13 See page 18



Latching Ø 35, 41 or 57

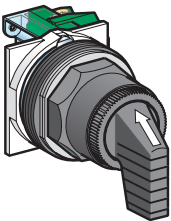
9001 SKR●●● See page 18



Turn to release, trigger action

9001 SKR16 See page 18

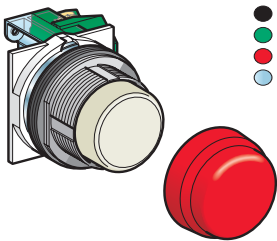
Selector switches



Selector switches, long black handle

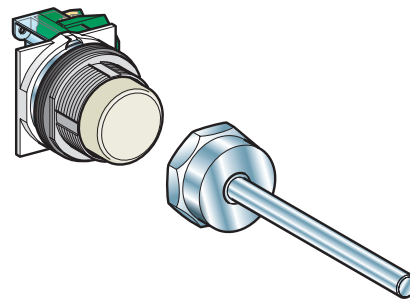
9001 SKS●●FBH●● See page 20

Booted pushbuttons and wobblestick (with accessories)



Booted pushbuttons

9001 SKR●●● + 9001 KU● See pages 18 and 24

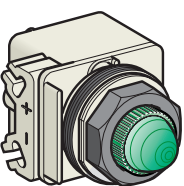


Wobblestick

9001 SKR●●● + 9001 K8 See pages 18 and 24

Light functions

Pilot lights



BA 9s base mounted super bright LED

9001 SKP●●● See page 19



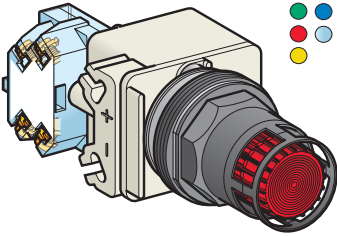
BA 9s incandescent bulb

9001 SKP●●● See page 19

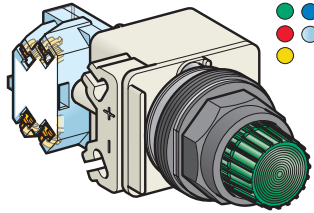
Complete units

Combined contact and light functions

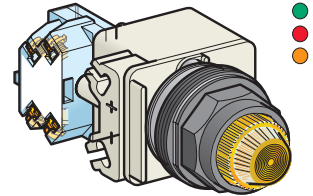
Illuminated pushbuttons, spring return



Flush push
9001 SK1L●●● See page 20

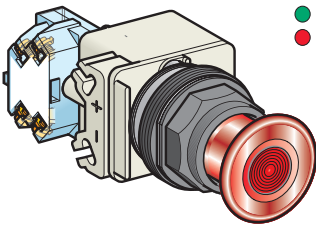


Projecting push
9001 SK2L●●● See page 21

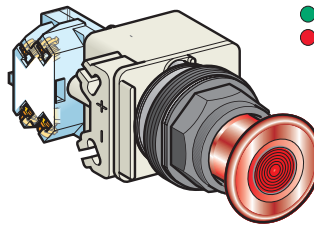


"Push to test", projecting push
9001 SKT●●●31 See page 22

Ø 41 mushroom head illuminated pushbuttons

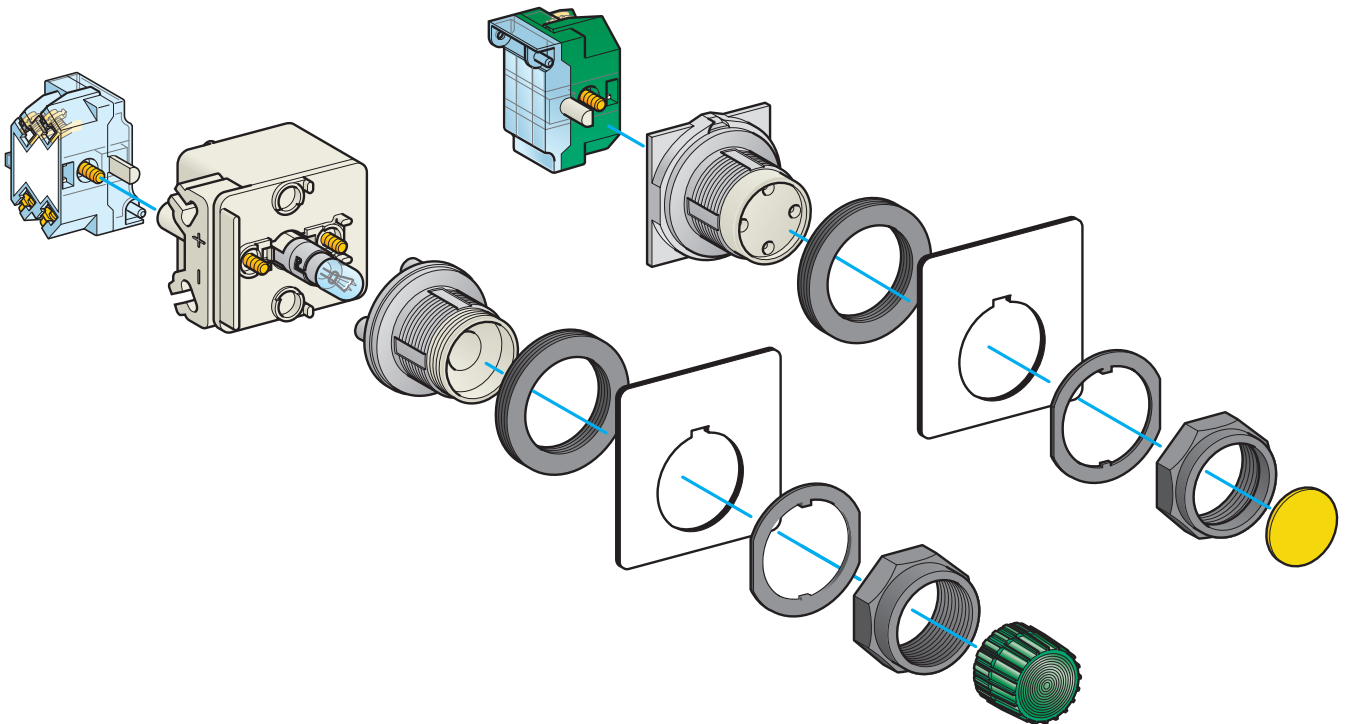


2-position, push-pull
9001 SKR9P●●● See page 23



3-position, push-pull
9001 SKR8P●●● See page 23

Separate components and accessories



Environmental specifications

Conforming to standards			EN/IEC 60947-1, EN/IEC 60947-5-1, EN/IEC 60947-5-4, JIS C 4520 and 852, UL 508, CSA C22-2 n° 14 EN/IEC 60204-1, EN/ISO 13850 for Emergency Stop devices (when used with Emergency stop legend plates)
Product certifications			UL508, NEMA A600-Q600
Protective treatment standard version			"TC"
Ambient air temperature around the device	Storage	°C	- 40...+ 70
	Operation	°C	- 25...+ 70
Vibration resistance	Conforming to IEC 60068-2-6		Frequency: 2 to 500 Hz: 7gn Ford Standard EA-1
Shock resistance	Conforming to IEC 60068-2-27		Half sine wave: 50 gn
Electric shock protection	Conforming to IEC 61140		Class II
Degree of protection for the chromium metal bezel range	Conforming to IEC 60529		IP 66
	Conforming to NEMA		Types 1, 2, 3, 3R, 4, 12 and 13
Degree of protection for the double insulated bezel range	Conforming to IEC 60529		IP 66
	Conforming to NEMA		Types 1, 2, 3, 3R, 4, 4X, 12 and 13
Mechanical life (in millions of operating cycles)	Pushbuttons, spring return		5
	Illuminated pushbuttons		5
	Selector switches and key switches		0.5
Mounting position			All positions

Electrical specifications of contact blocks			
Rated operational specifications	~ AC-15		3 A, 240 V
	≡ DC-13		0.55 A, 125 V
Rated insulation voltage	Conforming to EN/IEC 60947-1	V	Ui = 250 degree of pollution 3 (except pilot lights with incandescent bulb: degree of pollution 2)
Rated impulse withstand voltage	Conforming to EN/IEC 60947-1	kV	Uimp = 2.5
Contact material	Normal environment and usage		Silver alloy
Contact operation	"N/C" ou "N/O"		Slow break
Positive operation	Conforming to EN/IEC 60947-5-1	N	N/C contact(s) with positive opening operation
Short-circuit protection	Conforming to EN/IEC 60947-5-1	A	Cartridge fuse mounted upstream: 10
Cabling capacity	Conforming to EN/IEC 60947-1	mm ² mm ²	Screw clamp terminals (cross headed/slotted screw) Mini: 1 x 0.22 Maxi: 2 x 1.5 Recommended tightening torque: 0.8 N.m
Thermal current	Ith	A	10
Maximum operation current	a.c. supply: utilisation category AC-15	V	Contact making capacity
		A VA	120 240 480 600 60 30 15 12 7200 7200 7200 7200
	V A VA	Breaking capacity	120 240 480 600 6 3 1.5 1.2 720 720 720 720
d.c. supply: utilisation category DC-13	V	Contact making capacity and breaking capacity	
	A	125 250 600 0.55 0.27 0.1	

Control and signalling units

30 mm push buttons



9001 KR1BH5



9001 KR3RH6



9001 KR2UH13



9001 KR24BH13




9001 KR9BM94



9001 KR25BH13









9001 KR9RM95













9001 KR16H13

Pushbuttons, spring return

Shape of head	Type of push	Type of contact			Color	Reference	Weight kg
							
		"N/O"	"N/C"	"C/O"			
	Flush	1	–	–	Black	9001 KR1BH5	0.121
		–	–	–	Green	9001 KR1GH5	0.121
		–	–	1	Black	9001 KR1BH13	0.121
		–	–	1	Green	9001 KR1GH13	0.121
		–	–	–	Red	9001 KR1RH13	0.121
		–	–	–	Multi-color	9001 KR1UH13 (1)	0.121
	Projecting	1	–	–	Multi-color	9001 KR1UH5 (1)	0.121
		–	1	–	Red	9001 KR3RH6	0.128
		–	–	1	Multi-color	9001 KR3UH13 (1)	0.128
	Recessed (high guard)	1	–	–	Green	9001 KR2GH5	0.136
		–	–	1	Multi-color	9001 KR2UH13 (1)	0.136
		1	–	–	Multi-color	9001 KR2UH5 (1)	0.136

Mushroom head pushbuttons

Shape of head	Type of push	Diameter mm	Type of contact			Color	Head material	Reference	Weight kg
									
			"N/O"	"N/C"	"C/O"				
	Spring return	Ø 35 Screw-in with set screw security	–	–	1	Black	Plastic	9001 KR24BH13	0.126
			Red	Plastic	9001 KR24RH13	0.126			
		Ø 35 Snap in Knob	–	1	–	Red	Plastic	9001 KR4RH6	0.154
			–	–	–	Black	Metal	9001 KR24BM	0.141
		Ø 40 Screw-in with set screw security (2)	–	–	–	Red	Metal	9001 KR24RM	0.141
			–	–	–	Green	Metal	9001 KR24GM	0.141
		Ø 57 Screw-in with set screw security	–	–	1	Black	Plastic	9001 KR25BH13	0.132
			Red	Plastic	9001 KR25RH13	0.132			
		Ø 57 Snap in Knob	–	1	–	Red	Plastic	9001 KR5RH6	0.154
			–	–	–	Black	Metal	9001 KR25BM	0.150
		Ø 60 Screw-in with set screw security (2)	–	–	–	Red	Metal	9001 KR25RM	0.150
			–	–	–	Green	Metal	9001 KR25GM	0.150
	3 positions: Mom. -push Maint. -neutral Mom. -pull	Ø 41	–	2	–	Black	Plastic	9001 KR8BH25	0.195
			Red	Plastic	9001 KR8RH25	0.195			
	2 positions: Maint. -push Maint. -pull	Ø 40 Screw-in with set screw security (2)	–	–	–	Black	Metal	9001 KR9BM94	0.141
			–	–	–	Red	Metal	9001 KR9RM94	0.141
			–	–	–	Green	Metal	9001 KR9GM94	0.141
	Ø 41 Screw-in with set screw security	–	–	1	Black	Plastic	9001 KR9BH13	0.141	
					Red	Plastic	9001 KR9RH13	0.141	
		–	–	1	Red	Plastic	9001 KR9R94H13	0.141	
					Red	Plastic	9001 KR9RH6	0.141	
	Ø 60 Screw-in with set screw security (2)	–	–	–	Black	Metal	9001 KR9BM95	0.150	
					Red	Metal	9001 KR9RM95	0.150	
					Green	Metal	9001 KR9GM95	0.150	
	Push-pull	Ø 35	–	1	–	Red	Plastic	9001 KR9R20H6	0.141
			–	1	–	Red	Plastic	9001 KR9R21H6	0.141
	2 positions (3) Turn to Release Trigger action	Ø 40	1	1	–	Red	Plastic	9001 KR16H13	0.141
			2	2	–	Red	Plastic	9001 KR16H2	0.141
			–	–	–	Red	Plastic	9001 KR16 (2)	0.141

(1) Supplied with 7 different colored caps: black, green, red, yellow, blue, white and orange, ready for clipping-in.


(2) Supplied without contact block. To order contact blocks, see page 24.

(3) Emergency stop device, conforms to EN/IEC 60204-1 and EN/ISO 13850 when used with Emergency Stop legend plate 9001 KN8330 or 9001 KN9330, see page 26.

Control and signalling units

30 mm push buttons

Selector switches and key switches (contact actuation sequence, see page 29)



9001 KS43FB



Long handle, black



9001 KS11K1R



Key (Ronis n° 455)



Key (E10)

Shape of head	Mount on side	Contact block (order separately)	Contact status 1 - closed 0 - open	Number and type of positions	Reference	Weight kg
Long handle, black	1 or 2	9001KA2		2 stay put	9001 KS11FB	0.172
	1 or 2	9001KA2		2 spring return from right to left	9001 KS34FB	0.172
	1	9001KA1		3 stay put	9001 KS43FB	0.172
	1 or 2	9001KA1		3 stay put	9001 KS46FB	0.172
	1 or 2	9001KA1		3 spring return from left to center	9001 KS63FB	0.172
	1 or 2	9001KA1		3 spring return to center	9001 KS53FB	0.172
	Side 2	9001KA1		4 stay put	9001 KS88FB	0.172
Side 1	9001KA1					
Key (Ronis n° 455)	1 or 2	9001KA2		2 stay put	9001 KS11K1R	0.207
	1 or 2	9001KA1		2 stay put	9001 KS11K1R	0.207
	1 or 2	9001KA1		2 stay put	9001 KS11K3R	0.207
	1 or 2	9001KA1		3 stay put	9001 KS43K5R	0.234
	1 or 2	9001KA1		3 spring return to center	9001 KS53K5R	0.234


For E 10 key, remove R from reference.



Ex: 9001 KS11K1R: Ronis key
9001 KS11K1: E10 key


Nota : Other contact configurations are available. Please consult your Regional Sales Office.



9001 KP35LGG9

Pilot lights with BA 9s base mounted (super bright LED, included)					
Shape of head		Supply voltage V	Color	Reference	Weight kg
	~ 24		Green	9001 KP35LGG9	0.134
			Red	9001 KP35LRR9	0.134
			Amber	9001 KP35LYA9	0.134
			Blue	9001 KP35LLL9	0.134
			White	9001 KP35LWW9	0.134
	~ 48		Green	9001 KP36LGG9	0.134
			Red	9001 KP36LRR9	0.134
			Amber	9001 KP36LYA9	0.134
			Blue	9001 KP36LLL9	0.134
			White	9001 KP36LWW9	0.134
	~ 120		Green	9001 KP38LGG9	0.134
			Red	9001 KP38LRR9	0.134
			Amber	9001 KP38LYA9	0.134
			Blue	9001 KP38LLL9	0.134
			White	9001 KP38LWW9	0.134




Pilot lights with BA 9s, incandescent bulb (bulb included)						
Shape of head	Supply	Supply voltage V	Color	Reference	Weight kg	
	Direct supply for BA 9s bulb (included)	~ 12	Green	9001 KP32G9	0.134	
			Red	9001 KP32R9	0.134	
			Amber	9001 KP32A9	0.134	
			Blue	9001 KP32L9	0.134	
		~ 24		Green	9001 KP35G9	0.134
				Red	9001 KP35R9	0.134
				Amber	9001 KP35A9	0.134
				Blue	9001 KP35L9	0.134
		~ 48		Green	9001 KP36G9	0.134
				Red	9001 KP36R9	0.134
				Amber	9001 KP36A9	0.134
				Blue	9001 KP36L9	0.134
		~ 120		Green	9001 KP38G9	0.134
				Red	9001 KP38R9	0.134
				Amber	9001 KP38A9	0.134
Blue	9001 KP38L9			0.134		
	Via integral transformer for BA 9s 6 V bulb (included)	~ 120	Green	9001 KP1G9	0.210	
			Red	9001 KP1R9	0.210	
			Amber	9001 KP1A9	0.210	
			Blue	9001 KP1L9	0.210	
		~ 230		Green	9001 KP7G9	0.210
				Red	9001 KP7R9	0.210
				Amber	9001 KP7A9	0.210
				Blue	9001 KP7L9	0.210
		~ 380		Green	9001 KP5G9	0.210
				Red	9001 KP5R9	0.210
				Amber	9001 KP5A9	0.210
				Blue	9001 KP5L9	0.210
		~ 600		Green	9001 KP6G9	0.210
				Red	9001 KP6R9	0.210
				Amber	9001 KP6A9	0.210
Blue	9001 KP6L9			0.210		




9001 KP38R9






9001 KP7L9


Illuminated pushbuttons, spring return, push-push (super bright LED, included)						
Shape of head	Description supply	Type of contact	Supply voltage V	Color	Reference	Weight kg
		 "C/O"				
Extended metallic guard						
	BA 9s base mounted LED (included)	1	≈ 24	Red	9001 K3L35LRRH13	0.175
				Green	9001 K3L35LGGH13	0.175
				Amber	9001 K3L35LYAH13	0.175
			≈ 48	Red	9001 K3L36LRRH13	0.175
				Green	9001 K3L36LGGH13	0.175
				Amber	9001 K3L36LYAH13	0.175
			≈ 120	Red	9001 K3L38LRRH13	0.175
				Green	9001 K3L38LGGH13	0.175
				Amber	9001 K3L38LYAH13	0.175
	Direct supply for BA 9s incandescent bulb (included)	1	≈ 24	Red	9001 K3L35RH13	0.175
				Green	9001 K3L35GH13	0.175
				Amber	9001 K3L35AH13	0.175
		1	≈ 48	Red	9001 K3L36RH13	0.175
				Green	9001 K3L36GH13	0.175
				Amber	9001 K3L36AH13	0.175
1		≈ 120	Red	9001 K3L38RH13	0.175	
			Green	9001 K3L38GH13	0.175	
			Blue	9001 K3L38LH13	0.175	
			Amber	9001 K3L38AH13	0.175	
			White	9001 K3L38WH13	0.175	
			Clear	9001 K3L38CH13	0.175	
Via integral transformer for BA 9s 6 V incandescent bulb (included)	1	≈ 120	Red	9001 K3L1RH13	0.250	
			Green	9001 K3L1GH13	0.250	
			Amber	9001 K3L1AH13	0.250	
	≈ 230	Red	9001 K3L7RH13	0.250		
		Green	9001 K3L7GH13	0.250		
		Amber	9001 K3L7AH13	0.250		
Full guard in plastic						
	BA 9s base mounted (included)	1	≈ 24	Red	9001 K1L35LRRH13	0.166
				Green	9001 K1L35LGGH13	0.166
				Amber	9001 K1L35LYAH13	0.166
	1	≈ 48	Red	9001 K1L36LRRH13	0.166	
			Green	9001 K1L36LGGH13	0.166	
			Amber	9001 K1L36LYAH13	0.166	
	1	≈ 120	Red	9001 K1L38LRRH13	0.166	
			Green	9001 K1L38LGGH13	0.166	
			Amber	9001 K1L38LYAH13	0.166	



9001 K1L35LGGH13

Illuminated pushbuttons, spring return, projecting push

Shape of head	Type of contact			Supply voltage V	Color	Reference	Weight kg
	 "N/O" late break	 "N/C"	 "C/O"				



9001 K2L●●●H13



BA 9s base mounted LED (included)

-	-	1	~ 24	Red	9001 K2L35LRRH13	0.166
				Green	9001 K2L35LGGH13	0.166
				Amber	9001 K2L35LYAH13	0.166
-	-	1	~ 48	Red	9001 K2L36LRRH13	0.166
				Green	9001 K2L36LGGH13	0.166
				Amber	9001 K2L36LYAH13	0.166
-	-	1	~ 120	Red	9001 K2L38LRRH13	0.166
				Green	9001 K2L38LGGH13	0.166
				Amber	9001 K2L38LYAH13	0.166

Direct supply for BA 9s incandescent bulb (included)






-	-	1	~ 24	Red	9001 K2L35RH13	0.166
				Green	9001 K2L35GH13	0.166
				Amber	9001 K2L35AH13	0.166
				Blue	9001 K2L35LH13	0.166
				White	9001 K2L35WH13	0.166
-	-	1	~ 48	Red	9001 K2L36RH13	0.166
				Green	9001 K2L36GH13	0.166
				Amber	9001 K2L36AH13	0.166
				Blue	9001 K2L36LH13	0.166
				White	9001 K2L36WH13	0.166
-	-	1	~ 120	Red	9001 K2L38RH13	0.166
				Green	9001 K2L38GH13	0.166
				Amber	9001 K2L38AH13	0.166
				Blue	9001 K2L38LH13	0.166
				White	9001 K2L38WH13	0.166


Via integral transformer for BA 9s incandescent bulb (included)



-	-	1	~ 230	Red	9001 K2L7RH13	0.140
				Green	9001 K2L7GH13	0.140
				Amber	9001 K2L7AH13	0.140
				Blue	9001 K2L7LH13	0.140
				White	9001 K2L7WH13	0.140


Illuminated mushroom head pushbuttons (super bright LED, included)

Shape of head	Diameter mm	Type of contact	Supply voltage V	Color	Reference	Weight kg
		 "N/O" I. break				
		 "N/O"				
		 "C/O"				




9001 KR9P35LGGH13


2 position stay put pushbuttons. Direct supply for BA 9s incandescent bulb (included)

Shape of head	Diameter mm	Type of contact	Supply voltage V	Color	Reference	Weight kg
	Ø 41	Order contacts separately	~ 24	Green	9001 KR9P35LGG	0.186
				Red	9001 KR9P35LRR	0.186
			~ 48	Green	9001 KR9P36LGG	0.186
				Red	9001 KR9P36LRR	0.186
			~ 120	Green	9001 KR9P38LGG	0.186
				Red	9001 KR9P38LRR	





3 position pushbuttons (pull: spring return, center: stay put, push: spring return)




9001 KR8P35LRRH25

Shape of head	Diameter mm	Type of contact	Supply voltage V	Color	Reference	Weight kg
	Ø 41	Order contacts separately	~ 24	Green	9001 KR8P35LGG	0.254
				Red	9001 KR8P35LRR	0.254
			~ 48	Green	9001 KR8P36LGG	0.254
				Red	9001 KR8P36LRR	0.254
			~ 120	Green	9001 KR8P38LGG	0.254
				Red	9001 KR8P38LRR	0.254




Mechanically interlocked pushbuttons

Shape of head	Type of push	Type of contact	Color	Reference	Weight kg	
		 "N/O" I. break				
		 "N/O"				
		 "C/O"				
	Both maintained	-	-	1	Multi-color 9001 KR11UH1H1 (1)	0.540
	One spring return and one latching	-	-	1	Multi-color 9001 KR12UH1H1 (1)	0.540




9001 KR11UH1H1

Illuminated "Push to test" pushbuttons, spring return (super bright LED, included)

Shape of head	Type of push	Type of contact	Supply voltage V	Color	Reference	Weight kg
		 "N/O" I. break				
		 "N/O"				
		 "C/O"				




















Direct supply

Shape of head	Type of push	Type of contact	Supply voltage V	Color	Reference	Weight kg
	Projecting push	1	-	-	~ 24	Green 9001 KT35LGG31 0.235
				Red	9001 KT35LRR31	0.235
				Amber	9001 KT35LLYA31	0.235
		1	-	-	~ 48	Green 9001 KT36LGG31 0.235
				Red	9001 KT36LRR31	0.235
				Amber	9001 KT36LYA31	0.235
		1	-	-	~ 120	Green 9001 KT38LGG31 0.235
				Red	9001 KT38LRR31	0.235
				Amber	9001 KT38LYA31	0.235

(1) Supplied with 7 different colored caps: black, green, red, yellow, blue, white and orange, ready for clipping-in.

Control and signalling units






30 mm push buttons


Illuminated selector switches with long handle (super bright LED, included)										
Shape of head	Supply	Mount on side	Contact block (1)	Contact status 1 - closed 0 - open	Supply voltage V	Number and type of positions	Color	Reference	Weight kg	
	Supplied with 24 V light module (super bright LED)	1 or 2	9001KA2			~ 24	2 stay put	Green Red Amber	9001 K11J35LGFG 9001 K11J35LRFR 9001 K11J35LYFA	0.245 0.245 0.245
		1 or 2	9001KA2			~ 24	2 spring return from right to left	Green Red Amber	9001 K34J35LGFG 9001 K34J35LRFR 9001 K34J35LYFA	0.245 0.245 0.245
		1 or 2	9001KA1			~ 24	3 stay put	Green Red Amber	9001 K43J35LGFG 9001 K43J35LRFR 9001 K43J35LYFA	0.245 0.245 0.245
		Side 2	9001KA1			~ 24	3 stay put	Green Red Amber	9001 K46J35LGFG 9001 K46J35LRFR 9001 K46J35LYFA	0.245 0.245 0.245
		Side 1	9001KA1					Amber	9001 K46J35LYFA	0.245
		1 or 2	9001KA1			~ 24	3 spring return to center	Green Red Amber	9001 K53J35LGFG 9001 K53J35LRFR 9001 K53J35LYFA	0.245 0.245 0.245
		1 or 2	9001KA1			~ 24	3 spring return from left to center	Green Red Amber	9001 K63J35LGFG 9001 K63J35LRFR 9001 K63J35LYFA	0.245 0.245 0.245
		Side 2	9001KA1			~ 24	4 stay put	Green Red Amber	9001 K88J35LGFG 9001 K88J35LRFR 9001 K88J35LYFA	0.245 0.245 0.245
		Side 1	9001KA1					Amber	9001 K88J35LYFA	0.245

(1) Order and install listed contact block for noted contact sequence. Other contact sequences are available. Please consult your customer care center.

Control and signalling units

30 mm push buttons






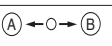
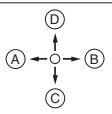

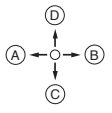
Illuminated mushroom head pushbuttons, push-pull, Ø 41 red							
Shape of head	Supply	Type of contact			Supply voltage V	Reference	Weight kg
		 "N/C" I.break	 "N/C"	 "C/O"			
2 position stay put pushbuttons							
	Direct supply for BA 9s incandescent bulb (included)	1	1	–	≈ 24	9001 KR9P35RH25	0.168
		–	–	–	≈ 120	9001 KR9P38RH25	0.168
	Via integral transformer for BA 9s 6 V incandescent bulb (included)	1	1	–	≈ 230	9001 KR9P7RH25	0.245
3 position pushbuttons (pull: spring return, center: stay put, push: spring return)							
	Direct supply for BA 9s incandescent bulb (included)	1	1	–	≈ 24	9001 KR8P35RH25	0.168
		–	–	–	≈ 120	9001 KR8P38RH25	0.168
	Via integral transformer for BA 9s 6 V incandescent bulb (included)	1	1	–	≈ 230	9001 KR8P7RH25	0.245




9001 KR8P35RH25




9001 K31H8

Joystick controllers (80 mm long operating shaft)							
Shape of head	Description	Type of contact			Direction	Reference	Weight kg
		 "N/O"	 "N/C"	 "C/O"			
	3 positions spring return	–	2	–		9001 K31H8	0.372
		Order contacts separately				9001 K31	0.372
	5 positions spring return	2	–	–		9001 K71H7	0.372
		Order contacts separately				9001 K71	0.372
5 positions spring return	Order contacts separately	–	–	2		9001 K35H2	0.372
		9001 K35	0.372				
3 positions stay put	Order contacts separately	–	–	–		9001 K73	0.372
5 positions spring return with latch (1)	Order contacts separately	–	–	2		9001 K34	0.372

(1) Latch button must be depressed before joystick will operate.



9001 SKR1GH13



9001 SKR3RH6



9001 SKR2GH5









9001 SKR24BH13











9001 SKR16H13

Pushbuttons, spring return

Shape of head	Type of push	Type of contact			Color	Reference	Weight kg
		 "N/O"	 "N/C"	 "C/O"			
	Flush	1	-	-	Black	9001 SKR1BH5	0.086
		-	-	-	Green	9001 SKR1GH5	0.086
		-	-	1	Black	9001 SKR1BH13	0.086
		-	-	1	Green	9001 SKR1GH13	0.086
		-	-	1	Red	9001 SKR1RH13	0.086
	Projecting	1	-	-	Multi-color (1)	9001 SKR1UH5	0.086
		-	1	-	Red	9001 SKR3RH6	0.070
		-	-	1	Multi-color (1)	9001 SKR3UH13	0.070
		1	-	-	Multi-color (1)	9001 SKR3UH5	0.070
		1	-	-	Green	9001 SKR2GH5	0.090
	Recessed (high guard)	-	-	1	Multi-color (1)	9001 SKR2UH13	0.090
		1	-	-	Multi-color (1)	9001 SKR2UH5	0.090

Mushroom head pushbuttons

Shape of head	Type of push	Diameter mm	Type of contact			Color	Reference	Weight kg
			 "N/C" I. break	 "N/C"	 "C/O"			
	Spring return	Ø 35	-	-	1	Black	9001 SKR24BH13	0.095
		Ø 35 Snap in Knob	-	1	-	Red	9001 SKR4RH6	0.095
		Ø 57	-	-	1	Black	9001 SKR25BH13	0.102
		Ø 57	-	1	-	Red	9001 SKR5RH6	0.102
		Ø 57 Snap in Knob	-	1	-	Red	9001 SKR5RH6	0.102
	3 positions: Mom. -push Maint. -neutral Mom. -pull	Ø 41	1	1	-	Black	9001 SKR8BH25	0.159
			-	-	1	Red	9001 SKR8RH25	0.159
	2 positions: Maint. -push Maint. -pull	Ø 41	-	-	1	Black	9001 SKR9BH13	0.159
			-	1	-	Red	9001 SKR9RH13	0.159
			-	1	-	Red	9001 SKR9RH6	0.159
			-	1	-	Red	9001 SKR9RH6	0.159
	Push-pull	Ø 35	-	1	-	Red	9001 SKR9R20H6	0.159
		Ø 57	-	1	-	Red	9001 SKR9R21H6	0.164
	2 positions Turn to release Trigger action (3)	Ø 40	1	1	-	Red	9001 SKR16H13	0.141
			2	2	-	Red	9001 SKR16H2	0.141
			-	-	-	Red	9001 SKR16 (2)	0.141

(1) Supplied with 7 different colored caps: black, green, red, yellow, blue, white and orange, ready for clipping-in.


(2) Supplied without contact block. To order contact blocks, see page 24

(3) Emergency stop device, conforms to EN/IEC 60204-1 and EN/ISO 13850 when used with Emergency Stop legend plate 9001 KN8330 or 9001 KN9330, see page 26.




9001 SKP35LGG9

Pilot lights with BA 9s base mounted (super bright LED included)

Shape of head	Supply voltage V	Color	Reference	Weight kg
	~ 24	Green	9001 SKP35LGG9	0.082
		Red	9001 SKP35LRR9	0.082
		Amber	9001 SKP35LYA9	0.082
		Blue	9001 SKP35LLL9	0.082
		White	9001 SKP35LWW9	0.082
	~ 48	Green	9001 SKP36LGG9	0.082
		Red	9001 SKP36LRR9	0.082
		Amber	9001 SKP36LYA9	0.082
		Blue	9001 SKP36LLL9	0.082
		White	9001 SKP36LWW9	0.082
	~ 120	Green	9001 SKP38LGG9	0.082
		Red	9001 SKP38LRR9	0.082
		Amber	9001 SKP38LYA9	0.082
		Blue	9001 SKP38LLL9	0.082
		White	9001 SKP38LWW9	0.082

Pilot lights with BA 9s, incandescent bulb (bulb included)

Shape of head	Supply	Supply voltage V	Color	Reference	Weight kg	
	Direct supply for BA 9s bulb (included)	~ 12	Green	9001 SKP32G9	0.082	
			Red	9001 SKP32R9	0.082	
			Amber	9001 SKP32A9	0.082	
			Blue	9001 SKP32L9	0.082	
	~ 24			Green	9001 SKP35G9	0.082
				Red	9001 SKP35R9	0.082
				Amber	9001 SKP35A9	0.082
				Blue	9001 SKP35L9	0.082
	~ 48			Green	9001 SKP36G9	0.082
				Red	9001 SKP36R9	0.082
				Amber	9001 SKP36A9	0.082
				Blue	9001 SKP36L9	0.082
~ 120			Green	9001 SKP38G9	0.082	
			Red	9001 SKP38R9	0.082	
			Amber	9001 SKP38A9	0.082	
			Blue	9001 SKP38L9	0.082	
	Via integral transformer for BA 9s 6 V bulb (included)	~ 120	Green	9001 SKP1G9	0.181	
			Red	9001 SKP1R9	0.181	
			Amber	9001 SKP1A9	0.181	
			Blue	9001 SKP1L9	0.181	
	~ 230			Green	9001 SKP7G9	0.181
				Red	9001 SKP7R9	0.181
				Amber	9001 SKP7A9	0.181
				Blue	9001 SKP7L9	0.181
	~ 380			Green	9001 SKP5G9	0.181
				Red	9001 SKP5R9	0.181
				Amber	9001 SKP5A9	0.181
				Blue	9001 SKP5L9	0.181
~ 600			Green	9001 SKP6G9	0.181	
			Red	9001 SKP6R9	0.181	
			Amber	9001 SKP6A9	0.181	
			Blue	9001 SKP6L9	0.181	
























9001 SKP38R9





9001 SKP7L9

Control and signalling units







30 mm push buttons

Selector switches (contact actuation sequence, see page 29)						
Shape of head	Mount on side	Contact block (order separately)	Contact status 1 - closed 0 - open	Number and type of positions	Reference	Weight kg
 Long handle, black	1 or 2	9001KA2 		2 stay put 	9001 SKS11FB	0.059
	1 or 2	9001KA2 		2 spring return from right to left 	9001 SKS34FB	0.059
	1 or 2	9001KA1 		3 stay put 	9001 SKS43FB	0.059
	1 or 2	9001KA1 		3 spring return from left to center 	9001 SKS63FB	0.059
	1 or 2	9001KA1 		3 spring return to center 	9001 SKS53FB	0.059
	Side 1	9001KA1 		4 stay put 	9001 SKS88FB	0.059
Side 2	9001KA1 					



Illuminated pushbuttons, spring return, flush push (super bright LED included)						
Shape of head	Supply	Type of contact	Supply voltage V	Color	Reference	Weight kg
 Full guard in plastic	BA 9s base mounted	 "C/O"	~ 24	Red	9001 SK1L35LRR	0.181
				Green	9001 SK1L35LGG	0.181
				Amber	9001 SK1L35LYA	0.181
			~ 48	Red	9001 SK1L36LRR	0.181
				Green	9001 SK1L36LGG	0.181
				Amber	9001 SK1L36LYA	0.181
			~ 120	Red	9001 SK1L38LRR	0.181
				Green	9001 SK1L38LGG	0.181
				Amber	9001 SK1L38LYA	0.181






Illuminated pushbuttons, spring return, projecting push							
Shape of head	Type of contact			Supply voltage V	Color	Reference	Weight kg
							
	"N/O" late break	"N/C"	"C/O"				
BA 9s base mounted LED (included)							
	-	-	-	~ 24	Red	9001 SK2L35LRR	0.181
					Green	9001 SK2L35LGG	0.181
					Amber	9001 SK2L35LYA	0.181
	-	-	-	~ 48	Red	9001 SK2L36LRR	0.181
					Green	9001 SK2L36LGG	0.181
					Amber	9001 SK2L36LYA	0.181
	-	-	-	~ 120	Red	9001 SK2L38LRR	0.181
					Green	9001 SK2L38LGG	0.181
					Amber	9001 SK2L38LYA	0.181
Direct supply for BA 9s incandescent bulb (included)							
	-	-	1	~ 24	Red	9001 SK2L35RH13	0.181
					Green	9001 SK2L35GH13	0.181
					Amber	9001 SK2L35AH13	0.181
					Blue	9001 SK2L35LH13	0.181
					White	9001 SK2L35WH13	0.181
	-	-	1	~ 48	Red	9001 SK2L36RH13	0.181
					Green	9001 SK2L36GH13	0.181
					Amber	9001 SK2L36AH13	0.181
					Blue	9001 SK2L36LH13	0.181
					White	9001 SK2L36WH13	0.181
	-	-	1	~ 120	Red	9001 SK2L38RH13	0.181
					Green	9001 SK2L38GH13	0.181
					Amber	9001 SK2L38AH13	0.181
					Blue	9001 SK2L38LH13	0.181
					White	9001 SK2L38WH13	0.181
Via integral transformer for BA 9s incandescent bulb (included)							
	-	-	1	~ 230	Red	9001 SK2L7RH13	0.226
					Green	9001 SK2L7GH13	0.226
					Amber	9001 SK2L7AH13	0.226
					Blue	9001 SK2L7LH13	0.226
					White	9001 SK2L7WH13	0.226





9001 SK2L36GH13

Control and signalling units

30 mm push buttons



Illuminated mushroom head pushbuttons (super bright LED, included)								
Shape of head	Diameter mm	Supply voltage V	Type of contact			Color	Reference	Weight kg
								
			"N/O" l. break	"N/O"	"C/O"			

2 position stay put pushbuttons. Direct supply for BA 9s incandescent bulb (included)




		Ø 41	≈ 24	Order contact block separately	Green	9001 SKR9P35LGG	0.226
					Red	9001 SKR9P35LRR	0.226
		≈ 48	Order contact block separately	Green	9001 SKR9P36LGG	0.226	
				Red	9001 SKR9P36LRR	0.226	
		≈ 120	Order contact block separately	Green	9001 SKR9P38LGG	0.226	
				Red	9001 SKR9P38LRR	0.226	

9001 SKR9P35LGG

3 position pushbuttons (pull: spring return, center: stay put, push: spring return)




		Ø 41	≈ 24	Order contact block separately	Green	9001 SKR8P35LGG	0.226
					Red	9001 SKR8P35LRR	0.226
		≈ 48	Order contact block separately	Green	9001 SKR8P36LGG	0.226	
				Red	9001 SKR8P36LRR	0.226	
		≈ 120	Order contact block separately	Green	9001 SKR8P38LGG	0.226	
				Red	9001 SKR8P38LRR	0.226	

9001 SKR8P35LRR



Mechanically interlocked pushbuttons							
Shape of head	Type of push	Type of contact			Color	Reference	Weight kg
							
		"N/O" l. break	"N/O"	"C/O"			

		Both maintained	–	–	1	Multi-color	9001 SKR11UH1H1 (1)	0.290
		One spring return and one latching	–	–	1	Multi-color	9001 SKR12UH1H1 (1)	0.290


9001 SKR11UH1H1

Illuminated "Push to test" pushbuttons, spring return, projecting push (super bright LED included)							
Shape of head	Supply voltage V	Type of contact			Color	Reference	Weight kg
							
		"N/O" l. break	"N/O"	"C/O"			

Direct supply

		≈ 24	–	–	1	Green	9001 SKT35LGG31	0.195
						Red	9001 SKT35LRR31	0.195
						Amber	9001 SKT35LYA31	0.195
		≈ 48	–	–	1	Green	9001 SKT36LGG31	0.195
						Red	9001 SKT36LRR31	0.195
						Amber	9001 SKT36LYA31	0.195
		≈ 120	–	–	1	Green	9001 SKT38LGG31	0.195
						Red	9001 SKT38LRR31	0.195
						Amber	9001 SKT38LYA31	0.195

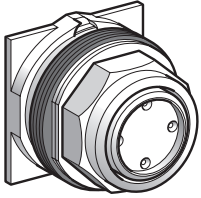
(1) Supplied with 7 different colored caps: black, green, red, yellow, blue, white and orange, ready for clipping-in.

Illuminated selector switches with long handle (super bright LED included)									
Shape of head	Supply	Mount on side	Contact block (1)	Contact status 1 - closed 0 - open	Supply voltage and type of positions	Number	Color	Reference	Weight
					V				kg
	Supplied with 24 V light module	1 or 2	9001KA2			~ 24	2 stay put	Green 9001 SK11J35LGFG Red 9001 SK11J35LRFR Amber 9001 SK11J35LYFA	0.190 0.190 0.190
		1 or 2	9001KA2			~ 24	2 spring return from right to left	Green 9001 SK34J35LGFG Red 9001 SK34J35LRFR Amber 9001 SK34J35LYFA	0.190 0.190 0.190
		1 or 2	9001KA1			~ 24	3 stay put	Green 9001 SK43J35LGFG Red 9001 SK43J35LRFR Amber 9001 SK43J35LYFA	0.190 0.190 0.190
	Side 2	9001KA1			~ 24	3 stay put	Green 9001 SK46J35LGFG Red 9001 SK46J35LRFR	0.190 0.190	
	Side 1	9001KA1					Amber 9001 SK46J35LYFA	0.190	
	1 or 2	9001KA1			~ 24	3 spring return to center	Green 9001 SK53J35LGFG Red 9001 SK53J35LRFR Amber 9001 SK53J35LYFA	0.190 0.190 0.190	
	1 or 2	9001KA1			~ 24	3 spring return from left to center	Green 9001 SK63J35LGFG Red 9001 SK63J35LRFR Amber 9001 SK63J35LYFA	0.190 0.190 0.190	
	Side 2	9001KA1			~ 24	4 stay put	Green 9001 SK88J35LGFG Red 9001 SK88J35LRFR	0.190 0.190	
	Side 1	9001KA1					Amber 9001 SK88J35LYFA	0.190	

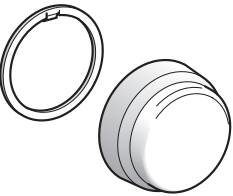
9001 SK46J35LYFA

Illuminated mushroom head pushbuttons, push-pull, Ø 41 red									
Shape of head	Supply	Type of contact			Supply voltage	Reference	Weight		
					V		kg		
		"N/C" I. break	"N/C"	"C/O"					
	2 position stay put pushbuttons								
	Direct supply for BA 9s bulb (2)	1	1	—	~ 24	9001 SKR9P35RH25	0.226		
	Via integral transformer for BA 9s bulb (2)	1	1	—	~ 120 ~ 230	9001 SKR9P38RH25 9001 SKR9P7RH25	0.226 0.226		
	3 position pushbuttons (pull: spring return, center: stay put, push: spring return)								
	Direct supply for BA 9s bulb (2)	1	1	—	~ 24	9001 SKR8P35RH25	0.226		
	Via integral transformer for BA 9s bulb (2)	1	1	—	~ 120 ~ 230	9001 SKR8P38RH25 9001 SKR8P7RH25	0.226 0.226		

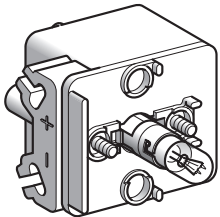
(1) Order and install listed contact block for noted contact sequence. Other contact sequences are available. Please consult your customer care center.
 (2) Incandescent bulb, included.



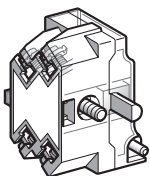
9001 KR1U



9001 KU



9001 KM



9001 KA1

Heads for spring return pushbuttons - unmarked

Shape of head	Type of push	Color	Reference	Weight kg
For the metal range				
	Flush	Multi-color (1)	9001 KR1U	0.087
	Projecting	Multi-color (1)	9001 KR3U	0.090
	Recessed (high guard)	Multi-color (1)	9001 KR2U	0.087
For the plastic range				
	Flush	Multi-color (1)	9001 SKR1U	0.050
	Projecting	Multi-color (1)	9001 SKR3U	0.050
	Recessed (high guard)	Multi-color (1)	9001 SKR2U	0.050

Accessories for heads 9001 KR●U

Description	Application	Color	Reference	Weight kg
Rubber boots	Pushbuttons	Black	9001 KU1	0.027
		Green	9001 KU5	0.027
		Red	9001 KU2	0.027
		Clear	9001 KU7	0.027
Rod for spring return wobblestick	Pushbuttons	Chromium plated	9001 K8	0.120

Light blocks for pilot lights and illuminated pushbuttons

Supply	Light source	Type	Supply voltage V	Color	Reference	Weight kg	
Direct supply via integral resistance	BA 9s bulb (included)	Incandescent	≈ 12	–	9001 KM32	0.050	
			≈ 24	–	9001 KM35	0.050	
			≈ 120	–	9001 KM38	0.050	
			≈ 230	–	9001 KM25	0.050	
Direct supply via integral transformer	BA 9s 6 V bulb (included)	Incandescent	~ 120	–	9001 KM1	0.144	
			~ 230	–	9001 KM7	0.144	
			≈ 380 - 480	–	9001 KM5	0.144	
Shallow depth	24 V bulb	Incandescent	≈ 24 - 28	–	9001 KM55	0.115	
			LED	≈ 24 - 28	Red	9001 KM55LR	0.115
					Green	9001 KM55LG	0.115
					Yellow	9001 KM55LY	0.115
	120 V bulb	Incandescent	≈ 110 - 120	–	9001 KM58	0.115	
			LED	≈ 110 - 120	Red	9001 KM58LR	0.115
					Green	9001 KM58LG	0.115
					Yellow	9001 KM58LY	0.115

Contact blocks with protected terminals

Description		Type of contact			Reference	Weight kg
Standard contact blocks	–	–	–	1	9001 KA1 (2)	0.027
	–	1	–	–	9001 KA2 (2)	0.023
	–	–	1	–	9001 KA3 (2)	0.023
Late break contact blocks	–	–	–	1	9001 KA4	0.027
	–	–	1	–	9001 KA5	0.023
Early break contact blocks	–	1	–	–	9001 KA6	0.023
Logic reed contact blocks	Hermetically sealed	1	–	–	9001 KA41 (2)	0.045
		–	1	–	9001 KA42 (2)	0.045
		–	–	1	9001 KA43 (2)	0.045
Power reed contact blocks	Hermetically sealed	1	–	1	9001 KA51 (2)	0.045
		–	1	–	9001 KA52 (2)	0.045
		–	–	1	9001 KA53 (2)	0.045

(1) Includes set of 7 different colored caps for customer installation: black, green, red, yellow, blue, white and orange.

(2) It is possible to mount up to 3 levels of contact blocks (maximum of 6 contacts blocks) on 9001 K and 9001 SK references (see page 29).



9001 KN300



9001 KN201



9001 KN379

Aluminium legend plates for metal range

Unmarked

Description	Background color	Reference	Weight kg
Size 1 (40 x 43 mm)	Black	9001 KN200	0.005
	Red	9001 KN200R	0.005
Size 2 (44 x 50 mm)	Black	9001 KN300	0.005
	Red	9001 KN300R	0.005

Marked

Description	Legend plate color	Marking	Reference	Weight kg
English text (40 x 43 mm)	Black or red background	START	9001 KN201	0.005
		STOP (red background)	9001 KN202	0.005
		ON	9001 KN203	0.005
		OFF (red background)	9001 KN204	0.005
		EMERGENCY STOP (red background)	9001 KN205	0.005
		FORWARD	9001 KN206	0.005
		REVERSE	9001 KN207	0.005
		CLOSE	9001 KN208	0.005
		OPEN	9001 KN209	0.005
		DOWN	9001 KN210	0.005
		UP	9001 KN211	0.005
		SLOW	9001 KN213	0.005
		HIGH	9001 KN214	0.005
		LOW	9001 KN215	0.005
		RESET	9001 KN233	0.005
		OFF-ON	9001 KN245	0.005
		OPEN-CLOSE	9001 KN246	0.005
HAND-OFF-AUTO	9001 KN260	0.005		
PULL TO START/PUSH TO STOP	9001 KN279	0.005		
English text (44 x 50 mm)	Black	PULL TO START/PUSH TO STOP	9001 KN379	0.005
French text (40 x 43 mm)	Black or red background	MARCHE	9001 KN201F	0.005
		ARRET (red background)	9001 KN202F	0.005
		AVANT	9001 KN206F	0.005
		ARRIERE	9001 KN207F	0.005
		FERME	9001 KN208F	0.005
		OUVERT	9001 KN209F	0.005
		BAS	9001 KN210F	0.005
		HAUT	9001 KN211F	0.005
		VITE	9001 KN214F	0.005
		LENT	9001 KN215F	0.005
		REARMEMENT	9001 KN223F	0.005


Plastic legend plates for plastic range

Unmarked

Description	Background color	Reference	Weight kg
Size 1 (57 x 57 mm)	White	9001 KN100WP	0.005
	Black	9001 KN100BP	0.005

Marked

Description	Legend plate color	Marking	Reference	Weight kg
English text (57 x 57 mm)	White	START	9001 KN101WP	0.005
		STOP	9001 KN102WP	0.005
		ON	9001 KN103WP	0.005
		OFF	9001 KN104WP	0.005
		EMERGENCY STOP	9001 KN105WP	0.005
		FORWARD	9001 KN106WP	0.005
		REVERSE	9001 KN107WP	0.005
		CLOSE	9001 KN108WP	0.005




9001 KN179WP

Plastic legend plates for plastic range (continued)

Marked

Description	Legend plate color	Marking	Reference	Weight kg		
English text (57 x 57 mm)	White background	OPEN	9001 KN109WP	0.005		
		DOWN	9001 KN110WP	0.005		
		UP	9001 KN111WP	0.005		
		SLOW	9001 KN113WP	0.005		
		HIGH	9001 KN114WP	0.005		
		LOW	9001 KN115WP	0.005		
		RESET	9001 KN133WP	0.005		
		OPEN-CLOSE	9001 KN146WP	0.005		
		OFF-ON	9001 KN145WP	0.005		
		HAND-OFF-AUTO	9001 KN160WP	0.005		
		PULL TO START/PUSH TO STOP	9001 KN179WP	0.005		
		French text (57 x 57 mm)	White background	MARCHE	9001 KN101WPF	0.005
				ARRET (red background)	9001 KN102WPF	0.005
AVANT	9001 KN106WPF			0.005		
ARRIERE	9001 KN107WPF			0.005		
FERME	9001 KN108WPF			0.005		
OUVERT	9001 KN109WPF			0.005		
BAS	9001 KN110WPF			0.005		
HAUT	9001 KN111WPF			0.005		
VITE	9001 KN114WPF			0.005		
LENT	9001 KN115WPF			0.005		
TIRER POUR MARCHE / POUSSER POUR ARRET	9001 KN179WPF			0.005		



9001 KN8330

Emergency stop legend plate (plastic)

Description	Legend plate color	Marking	Reference	Weight kg
Ø 60	Yellow	EMERGENCY STOP	9001 KN9330	0.005
Ø 90	Yellow	EMERGENCY STOP	9001 KN8330	0.005

Caps and knobs

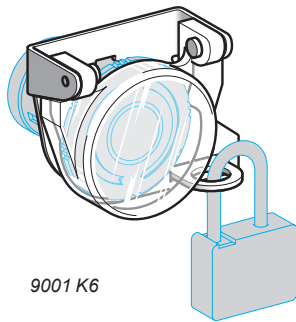
Description	Application	Color	Reference	Weight kg
Ø 41 mushroom knob with set screw	For non-illuminated pushbutton	Red	9001 K94R	0.005
Ø 57 mushroom knob with set screw	For non-illuminated pushbutton	Red	9001 K93R	0.005
Ø 41 mushroom knob	For illuminated pushbutton	Red	9001 R22	0.005
Ø 57 mushroom knob	For illuminated pushbutton	Red	9001 R21	0.005
Ø 41 lens caps	Mushroom head illuminated pushbutton	Yellow	9001 Y22	0.005
		Green	9001 G22	0.005
Standard lens	For pilot light	Red	9001 R9	0.005
		Green	9001 G9	0.005
		Blue	9001 L9	0.005
		Yellow	9001 Y9	0.005
		White	9001 W9	0.005
		Clear	9001 C9	0.005
Lens caps "Fresnel lens"	For pilot light	Red	9001 R31	0.005
		Green	9001 G31	0.005
		Blue	9001 L31	0.005
		Yellow	9001 Y31	0.005
		White	9001 W31	0.005
		Clear	9001 C31	0.005
Standard knob	For selector switch	Black	9001 B11	0.005
		Red	9001 R8	0.005
		Green	9001 G8	0.005
		Blue	9001 L8	0.005
		Yellow	9001 Y8	0.005
		White	9001 W8	0.005
Long knob	For selector switch	Black	9001 B25	0.005
		Red	9001 R24	0.005
		Green	9001 G24	0.005
		Blue	9001 L24	0.005
		Yellow	9001 Y24	0.005
		White	9001 W24	0.005



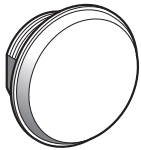
9001 G22



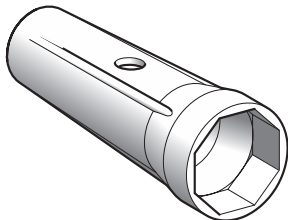
9001 B31



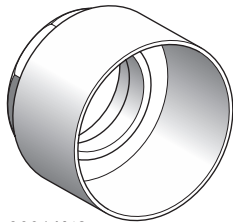
9001 K6



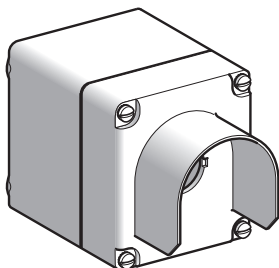
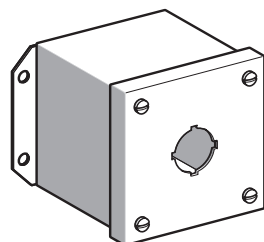
9001 K52



9001 K95



9001 K48

9001 KYG1
9001 TYG1

9001 KYSS1

Other accessories

Description	Application	Color	Reference	Weight kg	
Super bright LED bulbs	24 V / 9001 ●●●35L (1) or 48 V / 9001 ●●●36L (1) or 120 V / 9001 ●●●38L (1)	Red (1)	6508805210	0.010	
		Green (1)	6508805212	0.010	
		Amber (1)	6508805211	0.010	
		Blue (1)	6508805213	0.010	
		White (1)	6508805214	0.010	
LED bulbs	120 V / 9001 ●●●1L (1) or 230 V / 9001 ●●●7L (1) or 380 V / 9001 ●●●5L (1)	Red (1)	6508805201	0,010	
		Yellow (1)	6508805202	0,010	
		Green (1)	6508805203	0,010	
Incandescent bulbs	Resistor light blocks	~ 12 V - code "32" (2)	–	2550101037	0.002
		~ 24 V - code "35" (2)	–	2550101002	0.002
		~ 48 V - code "36" (2)	–	2550101025	0.002
		~ 120 V - code "38" (2)	–	2550101027	0.002
		~ 240 V - code "25" (2)	–	2550101027	0.002
	Transformer light blocks	~ 120 V 50/60 Hz - code "1" (2)	–	2550101020	0.002
		~ 230 V 50/60 Hz - code "7" (2)	–	2550101020	0.002
Closing plates	–	Grey	9001 K51	0.020	
		Metal	9001 K52	0.028	
		–	–	–	
Screwdriver (3)	–	–	9001 K69	0.150	
Tightening wrench	Fixing nut	–	9001 K95	0.064	
	Boot	–	9001 K1	0.150	
Guards:	Mushroom head pushbutton	Ø 35 mm –	9001 K48	0.028	
		Ø 41 mm –	9001 K56YM	0.036	
		Ø 60 mm –	9001 K685	0.030	
Set of 7 different colored caps	Pushbutton	Black, green, red, yellow, blue, white, orange	9001 T8U	0.005	
Bulb extractor	–	–	XBF X13	0.005	
Padlock attachment	For selector switch	–	9001 K7	0.150	
	For pushbutton	–	9001 K6	0.150	
	For Emergency stop	–	9001 K62	0.150	
Alternate action module	Push on - Push off module (4)	–	9001 K85	0.025	

Enclosures

Type	Conduit threads	NEMA ratings	Color of enclosure	Color of cover	N° of 30 mm holes	Reference	Weight kg
Aluminium	3/4"	1, 3, 4, 6, 12, 13	–	–	1	9001 KY1	1.170
					2	9001 KY2	1.279
					3	9001 KY3	1.597
					4	9001 KY4	1.846
	14 mm	1, 3, 4, 6, 12, 13	–	–	1	9001 TY1	1.170
					2	9001 TY2	1.279
					3	9001 TY3	1.597
					4	9001 TY4	1.846
Aluminium with integral guard	3/4"	1, 3, 4, 6, 12, 13	Grey	Grey	1	9001 KYG1	1.200
			Grey	Yellow	1	9001 KYG1Y	1.200
	25 mm	1, 3, 4, 6, 12, 13	Grey	Grey	1	9001 TYG1	1.200
			Grey	Yellow	1	9001 TYG1Y	1.200
Stainless steel	3/4" Knockout	1, 3, 4, 4X, 13	–	–	1	9001 KYSS1	1.061
					2	9001 KYSS2	1.370
					3	9001 KYSS3	1.715
					4	9001 KYSS4	1.855
Plastic	3/4" Knockout	1, 3, 4, 4X, 13	–	–	1	9001 SKY1	0.690
					2	9001 SKY2	0.690
					3	9001 SKY3	0.790

(1) LED light modules require the color cap color and the LED be the same or use a clear color cap.

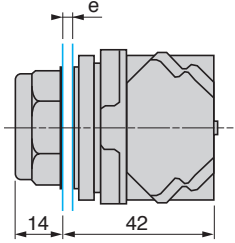
(2) Voltage Assembly Codes.

(3) Screwdriver with special tip for mounting contact blocks.

(4) N/O circuits require KA4 or KA6 contact blocks.

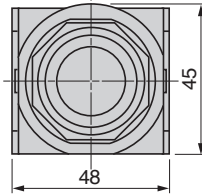
Dimensions

Pushbuttons

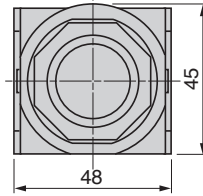


e: panel thickness 1 to 6 mm

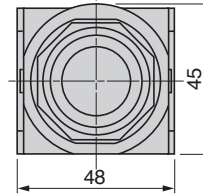
Flush push
9001 KR1●●●,
9001 SKR1●●●



Projecting push
9001 KR3●●●,
9001 SKR3●●●



Projecting push with high guard
9001 KR2●●●,
9001 SKR2●●●



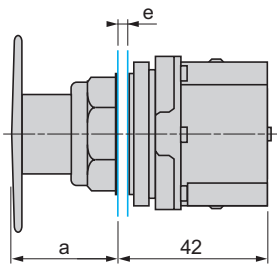
Mushroom head pushbuttons

Spring return Ø 35 mm:
9001 KR24/SKR24●H13,
9001 KR4/SKR4RH6,
9001 KR9/SKR9R20H6

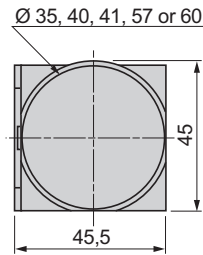
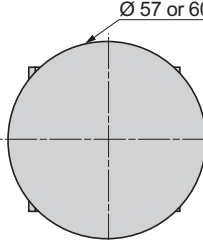
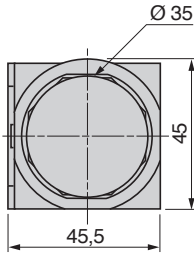
Spring return Ø 57 mm:
9001 KR25/SKR25●H13,
9001 KR5/SKR5RH6
Spring return Ø 60 mm:
9001 KR25●M

Push-pull Ø 35 mm:
9001 KR9/SKR9R20H6
Push-pull Ø 40 mm:
9001 KR24●M
9001 KR9●M94
Push-pull Ø 41 mm:
9001 KR9/SKR9●H13,
9001 KR9R94H13
9001 KR9/SKR9RH6
9001 KR8/SKR8●H25
Push-pull Ø 57 mm:
9001 KR9/SKR9R21H6
Push-pull Ø 60 mm:
9001 KR9●M95

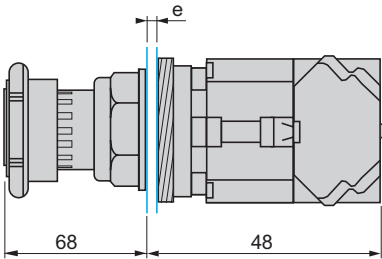
Spring return Ø 35, 57 and 60 mm a = 28 mm
Push-pull Ø 35 to 60 mm a = 32 mm



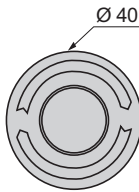
e: panel thickness 1 to 6 mm



Turn to release 9001 KR16/SKR16H13, 9001 KR16/SKR16H2 and 9001 KR16/SKR16

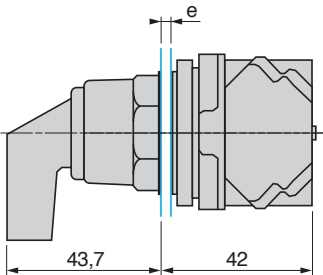


e: panel thickness 1 to 6 mm

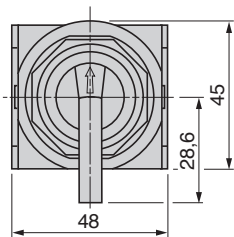


Selector switches

Long handle 9001 KS●●FBH●● and 9001 SKS●●FBH●●



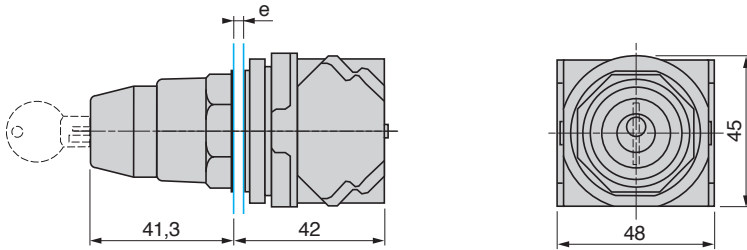
e: panel thickness 1 to 6 mm



Dimensions (continued)

Selector switches (continued)

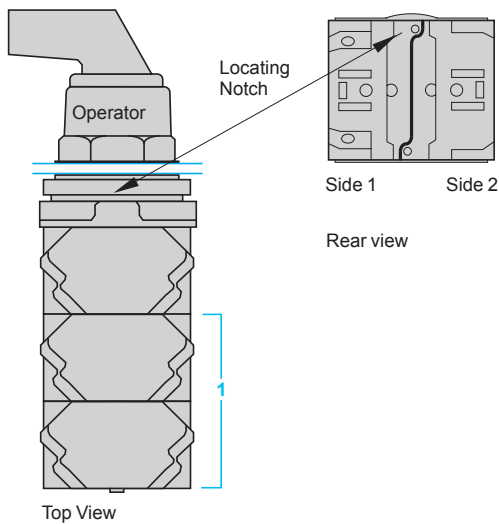
Key switches 9001 KS●●K●●● (for the chromium metal bezel range only)



e: panel thickness 1 to 6 mm

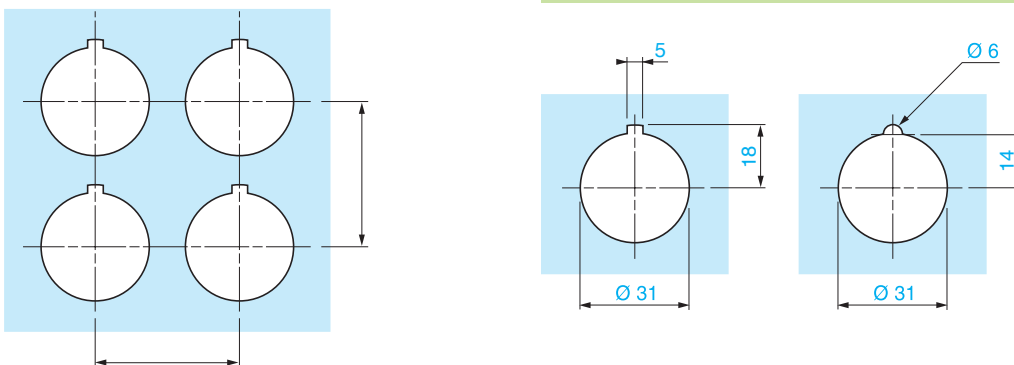
Mounting

Contact block mounting position



1 It is possible to mount up to 3 levels of contacts blocks (maximum of 6 contacts blocks) on 9001 K and 9001 SK references. For additional contact blocks to be installed by the customer, see page 24.

Panel cut-out

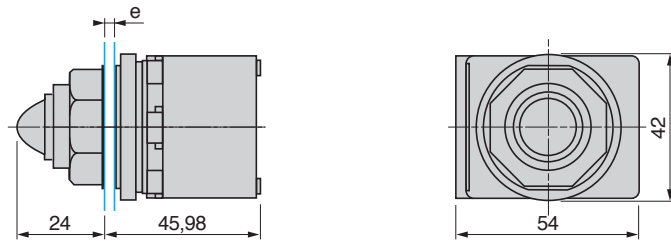


Type of 9001 K unit	Legend plate	a	b
All units except Ø 57 mushroom head pushbuttons	9001 KN2●●	57,2	44,5
	9001 KN3●●	57,2	50,8
Ø 57 mushroom head pushbuttons	9001 KN2●●	57,2	57,2
	9001 KN3●●	57,2	57,2

Dimensions

Pilot lights

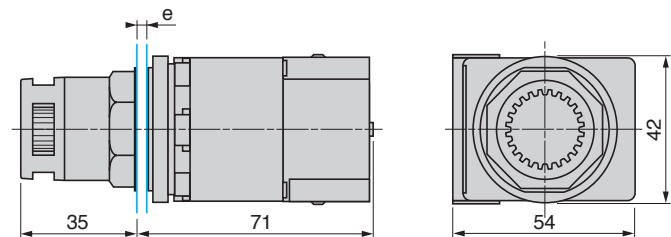
With BA 9s bulb 9001 KP●●● and 9001 SKP●●●



e: panel thickness 1 to 6 mm

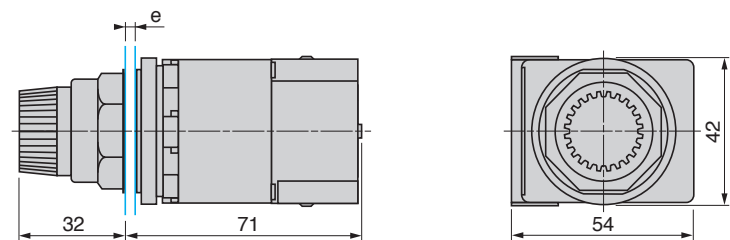
Illuminated pushbuttons, spring return

Flush push 9001 K3L●●●●●H13



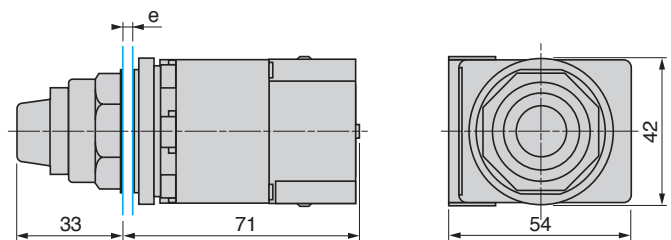
e: panel thickness 1 to 6 mm

Projecting push 9001 K2L●●●●●H13 and 9001 SK2L●●●●●H13



e: panel thickness 1 to 6 mm

"Push to test", projecting push 9001 KT●●●●●31 and 9001 SKT●●●●●31

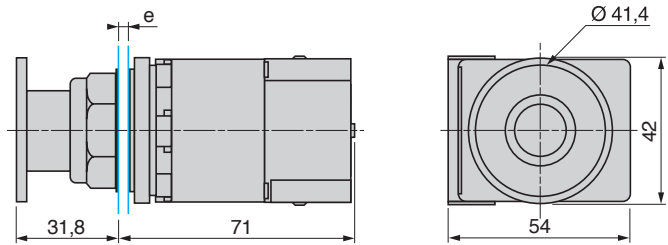


e: panel thickness 1 to 6 mm

Dimensions

Illuminated mushroom head pushbuttons

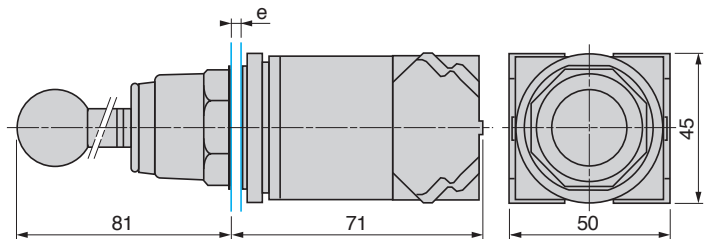
9001 KR●P●●● and 9001 SKR●P●●●



e: panel thickness 1 to 6 mm

Joystick controllers (for the chromium metal bezel range only)

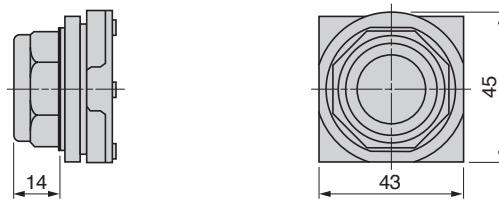
9001 K●●H●



e: panel thickness 1 to 6 mm

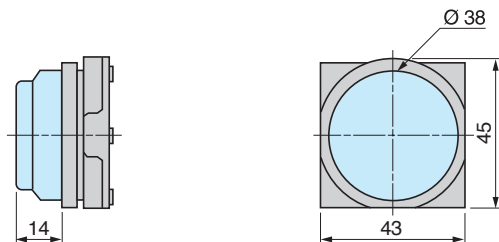
Heads for spring return pushbuttons

9001 KR●U and 9001 SKR●U



Boots for pushbuttons

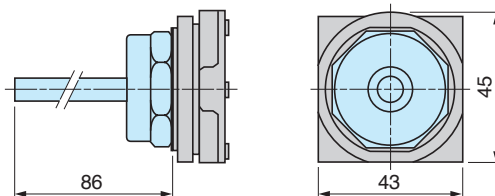
9001 KU●



Dimensions

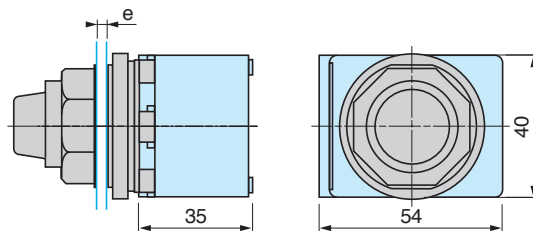
Rod for wobblestick

9001 K8



Light blocks for pilot lights and illuminated pushbuttons

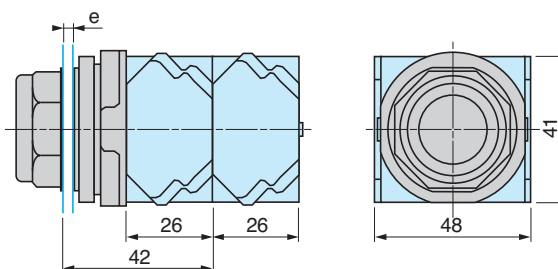
9001 KM●



e: panel thickness 1 to 6 mm

Contact blocks for pushbuttons (including illuminated)

9001 KA●

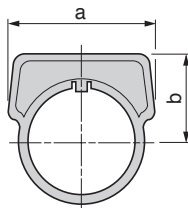


e: panel thickness 1 to 6 mm

It is not possible to mount complementary contact blocks type 9001 KA4 to KA6.

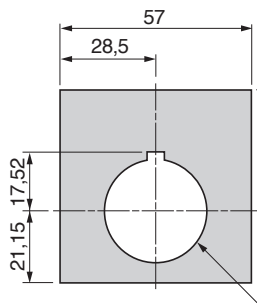
Legend plates

Aluminium plates 9001 KN●●●



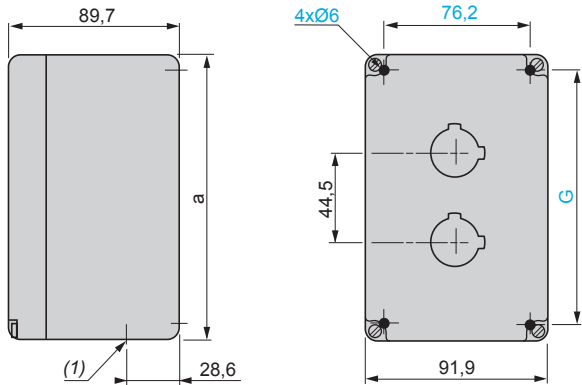
	a	b
9001 KN2●●	41,3	24,6
9001 KN3●●	44,5	31,4

Plastic plates 9001 KN1●●●

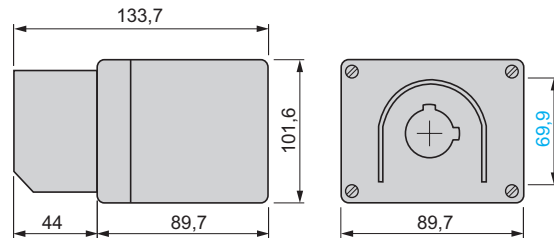


Dimensions

9001 KY● and 9001 TY● enclosures



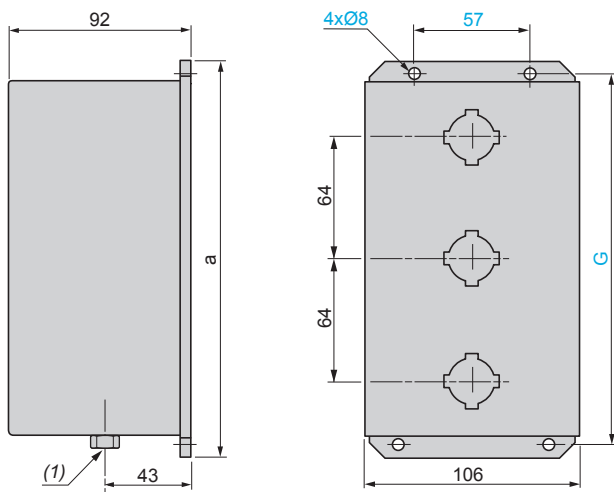
9001 KYG1 and 9001 TYG1 enclosures



(1) Conduit thread: 9001 KY●: 3/4". 9001 TY●: 14 mm.

	a	G
9001 KY1, TY1	101.6	69.9
9001 KY2, TY2 (as shown)	146.1	114.3
9001 KY3, TY3	177.8	158.8
9001 KY4, TY4	235.0	203.2

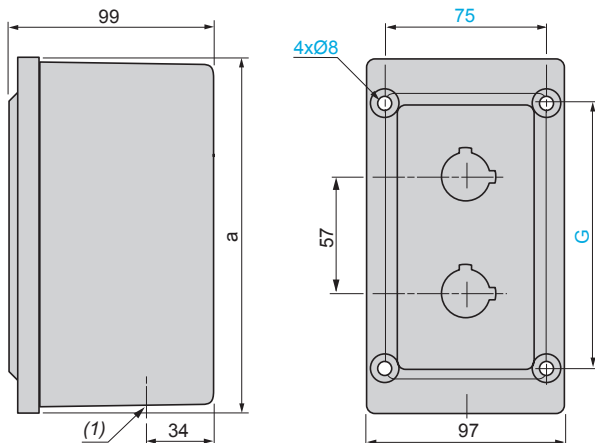
9001 KYSS● enclosures



(1) Knockout conduit thread: 3/4".

	a	G
9001 KYSS1	133	117
9001 KYSS2	197	181
9001 KYSS3 (as shown)	260	244
9001 KYSS4	324	308

9001 SKY● enclosures



(1) Knockout conduit thread: 3/4".

	a	G
9001 SKY1	169	124
9001 SKY2 (as shown)	169	124
9001 SKY3	226	181

Schneider Electric USA, Inc.

Automation and Control Center of Excellence
8001 Knightdale Blvd.
Knightdale, NC 27545
Tel: 919-266-3671

<http://www.schneider-electric.us/>

The information and dimensions in this catalog are provided for the convenience of our customers. While this information is believed to be accurate, Schneider Electric reserves the right to make updates and changes without prior notification and assumes no liability for any errors or omissions.

Design: Schneider Electric
Photos: Schneider Electric