


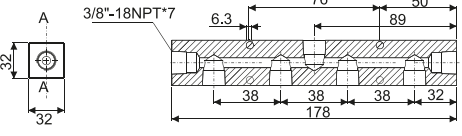
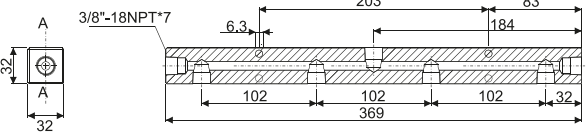

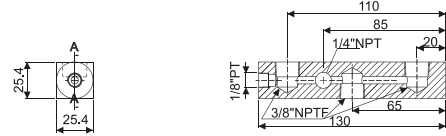

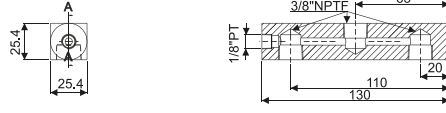



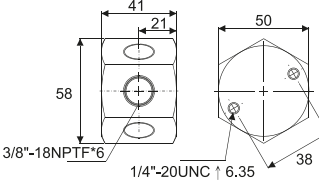

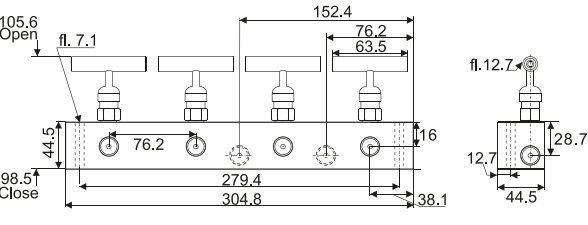

DM SERIES



Manifolds

Maximum Operating Pressure

700 bar

	Model Number	Description	Dimensions (mm)
 DM-65	DM-64	178mm Long Manifold with 7 female ports.	
	DM-64	369mm Long Manifold with 7 female ports	
 DM-25G	DM-25G	130mm Long Manifold 3/8"-18NPTF Female port: 1 3 1/8"PT Female port: 1 1/4"NPT Female port: 1	
 DM-25	DM-25	130mm Long Manifold 3/8"-18NPTF Female port: 1 3 1/8"PT Female port: 1	
 DM-23	DM-23	75mm Long Manifold 3/8"-18NPTF Female port: 3 M8-1.28 Female port: 1	
 DM-66	DM-66	6-Port Hexagon Manifold Plugs furnished for all ports 3/8"-18NPTF	
 DM-2	DM-2	2 control bars	
 DM-4	DM-4	4 control bars	
		Premounted Manifold Functions as split-flow valve to control 2~4 single-acting cylinders simultaneously. All ports 3/8"-18NPTF	


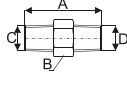

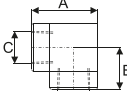

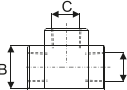

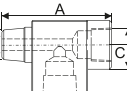

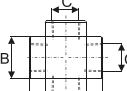

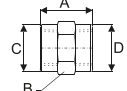

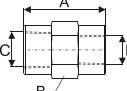

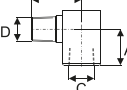

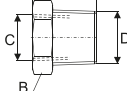

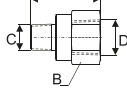

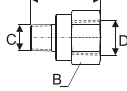

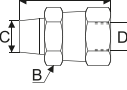
DF SERIES



Fitting

Maximum Operating Pressure

700 bar

	Model No.	Description			Dimensions (mm)			
		From	To		A	B	C	D
 Hex Nipple	DF-1608	1/4"-NPTF Male	1/4"-NPTF Male		38	16	1/4"-18NPTF	1/4"-18NPTF
	DF-1617	3/8"-NPTF Male	3/8"-NPTF Male		37	19	3/8"-18NPTF	3/8"-18NPTF
	DF-1618	1/4"-NPTF Male	3/8"-NPTF Male		37	19	1/4"-18NPTF	3/8"-18NPTF
	DF-1619	3/8"-NPTF Male	3/8"-NPTF Male		51	19	3/8"-18NPTF	3/8"-18NPTF
 Elbow	DF-1610	3/8"-NPTF Female	3/8"-NPTF Female		35	22.5	3/8"-18NPTF	—
	DF-1638	1/4"-NPTF Female	1/4"-NPTF Female		35	22.5	1/4"-18NPTF	—
 T Connector	DF-1612	3/8"-NPTF Female	3/8"-NPTF Female		45	25	3/8"-18NPTF	—
	DF-1637	1/4"-NPTF Female	1/4"-NPTF Female		45	25	1/4"-18NPTF	—
 Street Tee	DFB-16312	3/8"-NPTF Female	3/8"-NPTF Male		56	26	3/8"-18NPTF	3/8"-18NPTF
 Cross	DF-1613	3/8"-NPTF Female	3/8"-NPTF Female		45	25	3/8"-18NPTF	—
 Coupling	DF-1614	3/8"-NPTF Female	3/8"-NPTF Female		29	26	3/8"-18NPTF	3/8"-18NPTF
	DF-1605	1/4"-NPTF Female	1/4"-NPTF Female		29	19	1/4"-18NPTF	1/4"-18NPTF
 Reducing Connector	DF-1615	3/8"-NPTF Female	1/4"-NPTF Female		28	25	3/8"-18NPTF	1/4"-18NPTF
	DF-1625	1/2"-NPTF Female	3/8"-NPTF Female		47	29	1/2"-14NPTF	3/8"-18NPTF
 Street Elbow	DF-1616	3/8"-NPTF Male	3/8"-NPTF Female		23	33	3/8"-18NPTF	3/8"-18NPTF
 Bushing	DF-1630	1/4"-NPTF Female	3/8"-NPTF Male		19	19	1/4"-18NPTF	3/8"-18NPTF
	DFB-1630	1/4"-NPTF Female	1/2"-NPTF Male		28	22	1/4"-18NPTF	1/2"-14NPTF
	DFB-16301	G1/4" Female	3/8"-NPTF Male		19	19	G1/4"	3/8"-18NPTF
 Adaptor	DFB-16411	1/4"-18NPTF Male	G1/4" Female		35	19	1/4"-18NPTF	G1/4"
	DFB-16421	1/8"-27NPTF Male	G1/4" Female		31	19	1/8"-27NPTF	G1/4"
	DFB-16323	1/4"-18NPTF Male	G3/8" Female		43	24	1/4"-18NPTF	G3/8"
	DFB-16324	3/8"-18NPTF Male	G3/8" Female		43	24	3/8"-18NPTF	G3/8"
 Adaptor	DF-1055	1/4"-18NPTF Male	3/8"-18NPTF Female		44	23	1/4"-18NPTF	3/8"-18NPTF
	DF-1633	1/4"-18NPTF Male	1/2"-14NPTF Female		43	29	1/4"-18NPTF	1/2"-14NPTF
	DF-1634	3/8"-18NPTF Male	1/2"-14NPTF Female		43	29	3/8"-18NPTF	1/2"-14NPTF
	DF-1642	1/8"-27NPTF Male	1/4"-18NPTF Female		30	19	1/8"-27NPTF	1/4"-18NPTF
 Swivel Fitting	DF-1660	3/8"-NPTF Male	3/8"-NPTF Female		40	22	3/8"-18NPTF	3/8"-18NPTF