



Application Guide Telecommunication Outlet



CAT. NO.

E3031RJ	E3031RJ5E
E3032RJ	E3032RJ5E
E3032TD	

NEO

Thank you for using **Schneider Electric** NEO C-Metro Telecommunication Outlet. To ensure proper application of our product, please read the following information before installation and use.

This application guide applies to the following sockets:

	Cat. no.	Description
	E3031RJ	1 Gang 4 Pin telephone outlet
	E3031RJ5E	1 Gang 8 Pin Data Outlet
	E3032RJ	2 Gang 4 Pin Telephone Outlets
	E3032RJ5E	2 Gang 8 Pin Data Outlets
	E3032TD	Dual Telecommunication Outlets (Tel. + Data)

Accessories:



Data module



Voice module

FEATURES

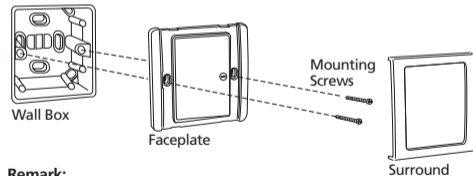
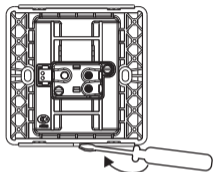
1. With shutter provided to protect from the entry of dust.
2. Distinctive faceplate outlook to give the trendiest decor fashion.
3. Slim and stylish flush plate finishing with cross-type structural support to provide extra rigidity.

SPECIFICATIONS

Dimension	: 87mm X 87mm
Mounting Centre	: 60.3mm
Compliance	: YD/T 577-92 FCC 68 Part 5

MOUNTING INSTRUCTION

Please refer to the following diagram for proper installation of the faceplate and surround.



Remark:

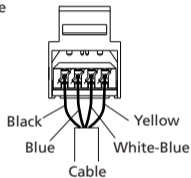
For surround mounting, please align the clip locks on the faceplate and press firmly until the surround cannot go in any further. Complete engagement of the clip lock is usually indicated by a clear "click" sound.

IMPORTANT NOTE

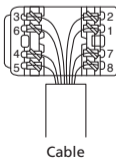
Please check your local wiring regulation before actual installation

WIRING DIAGRAM

Voice Module



Data Module



Color Code	T568B	T568A
White-blue	5	5
Blue	4	4
White-Orange	1	3
Orange	2	6
White-Green	3	1
Green	6	2
White-Brown	7	7
Brown	8	8

