

# EZC250F3125

circuit breaker, EasyPact EZC250F ,TMD,  
125A ,3 poles 3d



## Main

|  |   |
|--|---|
| Range of product                       | EasyPact  |
| Product or component type              | Circuit breaker   |
| Device short name                      | Easypact EZC250F  |
| Circuit breaker name                   | Easypact EZC250F  |
| Device application                     | Distribution  |
| Poles description                      | 3P  |
| Protected poles description            | 3t  |
| Network type                           | DC<br>AC  |
| Network frequency                      | 50/60 Hz  |
| [In] rated current                     | 125 A at 40 °C  |
| [Ui] rated insulation voltage          | 690 V AC 50/60 Hz conforming to IEC 60947-2   |
| [Uimp] rated impulse withstand voltage | 6 kV conforming to IEC 60947-2  |
| [Ue] rated operational voltage         | 550 V AC 50/60 Hz conforming to IEC 60947-2<br>250 V DC conforming to IEC 60947-2   |
| Breaking capacity code                 | F   |
| Breaking capacity                      | 10 KA Icu at 440 V AC 50/60 Hz conforming to IEC 60947-2<br>15 KA Icu at 400...415 V AC 50/60 Hz conforming to IEC 60947-2<br>18 KA Icu at 380 V AC 50/60 Hz conforming to IEC 60947-2<br>25 KA Icu at 110...130 V AC 50/60 Hz conforming to IEC 60947-2<br>25 KA Icu at 220...240 V AC 50/60 Hz conforming to IEC 60947-2<br>5 KA Icu at 125 V DC 1P conforming to IEC 60947-2<br>5 KA Icu at 250 V DC 2P conforming to IEC 60947-2<br>5 KA Icu at 550 V AC 50/60 Hz conforming to IEC 60947-2 |
| [Ics] rated service breaking capacity  | 9 KA at 380 V AC 50/60 Hz conforming to IEC 60947-2<br>12.5 KA at 110/130 V AC 50/60 Hz conforming to IEC 60947-2<br>12.5 KA at 220/230/240 V AC 50/60 Hz conforming to IEC 60947-2<br>2.5 KA at 125 V DC conforming to IEC 60947-2<br>2.5 KA at 250 V DC conforming to IEC 60947-2<br>2.5 KA at 550 V AC 50/60 Hz conforming to IEC 60947-2<br>9 KA at 400/415 V AC 50/60 Hz conforming to IEC 60947-2<br>7.5 kA at 440 V AC 50/60 Hz conforming to IEC 60947-2                                |
| Suitability for isolation              | Yes conforming to IEC 60947-2   |
| Utilisation category                   | Category A  |
| Trip unit name                         | TM-D  |
| Trip unit technology                   | Thermal-magnetic  |
| Trip unit rating                       | 125 A at 50 °C  |
| Protection type                        | Overload protection<br>Short-circuit protection   |
| Pollution degree                       | 3 conforming to IEC 60664-1<br>3 conforming to IEC 947-1  |

The information provided in this documentation contains general descriptions and/or technical characteristics of the performance of the products contained herein. This documentation is not intended as a substitute for and is not to be used for determining suitability or reliability of these products for specific user applications. It is the duty of any such user or integrator to perform the appropriate and complete risk analysis, evaluation and testing of the products with respect to the relevant specific application or use thereof. Neither Schneider Electric Industries SAS nor any of its affiliates or subsidiaries shall be responsible or liable for misuse of the information contained herein.

## Complementary

|                            |   |
|----------------------------|---|
| Control type               | Toggle  |
| Mounting mode              | Fixed   |
| Mounting support           | Backplate   |
| Upside connection          | Front   |
| Downside connection        | Front   |
| Mechanical durability      | 10000 cycles  |
| Electrical durability      | Category A: 5000 cycles 415 V AC 50/60 Hz conforming to IEC 60947-2 |
| Connection pitch           | 35 mm   |
| Local signalling           | Positive contact indication   |
| Neutral protection setting | Without protection  |
| Earth-leakage protection   | Without   |
| Height                     | 165 mm  |
| Width                      | 105 mm  |
| Depth                      | 60 mm   |




## Environment

|                                       |  |
|---------------------------------------|--|
| Standards                             | EN/IEC 60947-2<br>GB/T 14048.2<br>EN/IEC 60947-1 |
| IP degree of protection               | IP20 conforming to IEC 60529                     |
| IK degree of protection               | IK07 conforming to IEC 62262                     |
| Ambient air temperature for operation | -25...70 °C                                      |
| Ambient air temperature for storage   | -35...85 °C                                      |

## Packing Units

|                              |          |
|------------------------------|----------|
| Unit Type of Package 1       | PCE      |
| Number of Units in Package 1 | 1        |
| Package 1 Height             | 11.4 cm  |
| Package 1 Width              | 11.3 cm  |
| Package 1 Length             | 18 cm    |
| Package 1 Weight             | 1.64 kg  |
| Unit Type of Package 2       | S03      |
| Number of Units in Package 2 | 8        |
| Package 2 Height             | 30 cm    |
| Package 2 Width              | 30 cm    |
| Package 2 Length             | 40 cm    |
| Package 2 Weight             | 13.61 kg |

## Offer Sustainability

|                            |   |
|----------------------------|---|
| Sustainable offer status   | Green Premium product   |
| REACH Regulation           |  <a href="#">REACH Declaration</a>             |
| REACH free of SVHC         | Yes   |
| EU RoHS Directive          | Compliant  <a href="#">EU RoHS Declaration</a> |
| Toxic heavy metal free     | Yes   |
| Mercury free               | Yes   |
| China RoHS Regulation      |  <a href="#">China RoHS Declaration</a>        |
| RoHS exemption information |  <a href="#">Yes</a>                           |
| Environmental Disclosure   |  <a href="#">Product Environmental Profile</a> |
| WEEE                       | The product must be disposed on European Union markets following specific waste collection and never end up in rubbish bins       |

## Contractual warranty

---

|          |           |
|----------|-----------|
| Warranty | 18 months |
|----------|-----------|

---





