


Product Environmental Profile

10A 1G 2P UNI + 3 FLAT P CN SOCKET



Schneider
Electric



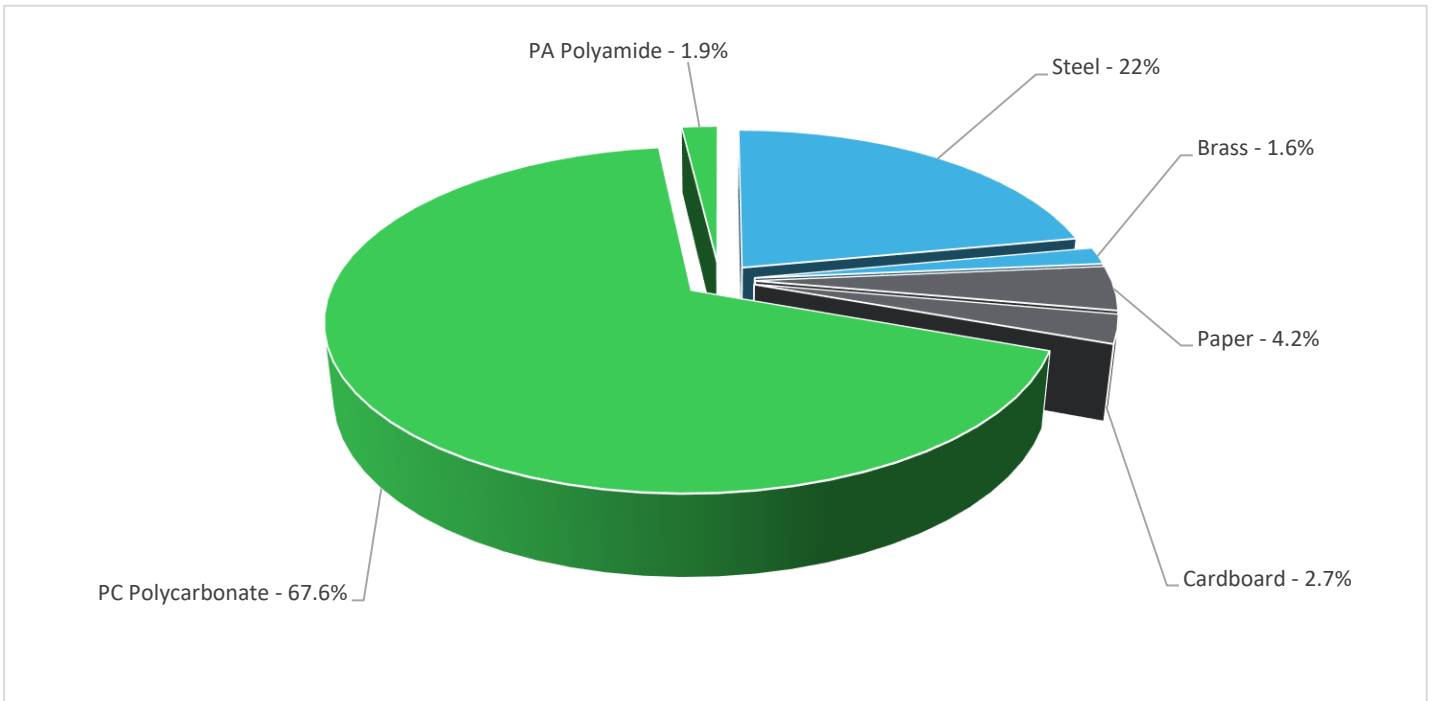
General information

Representative product	10A 1G 2P UNI + 3 FLAT P CN SOCKET - E82426_10US
Description of the product	The main function of the socket is to connect the device to the main circuit.
Functional unit	Connect/Disconnect during 20 years the plug of a load consuming 10A under a voltage of 250V while protecting the user from direct contact with live parts and with a protection class IP 21.



Constituent materials

Reference product mass	84 g	including the product, its packaging and additional elements and accessories
-------------------------------	------	--



Plastics	69.5%
Metals	23.6%
Others	6.9%



Substance assessment

Products of this range are designed in conformity with the requirements of the RoHS directive (European Directive 2011/65/EU of 8 June 2011) and do not contain, or only contain in the authorised proportions, lead, mercury, cadmium, hexavalent chromium or flame retardants (polybrominated biphenyls - PBB, polybrominated diphenyl ethers - PBDE) as mentioned in the Directive

Details of ROHS and REACH substances information are available on the Schneider-Electric Green Premium website <http://www2.schneider-electric.com/sites/corporate/en/products-services/green-premium/green-premium.page>

Additional environmental information

The 10A 1G 2P UNI + 3 FLAT P CN SOCKET presents the following relevant environmental aspects

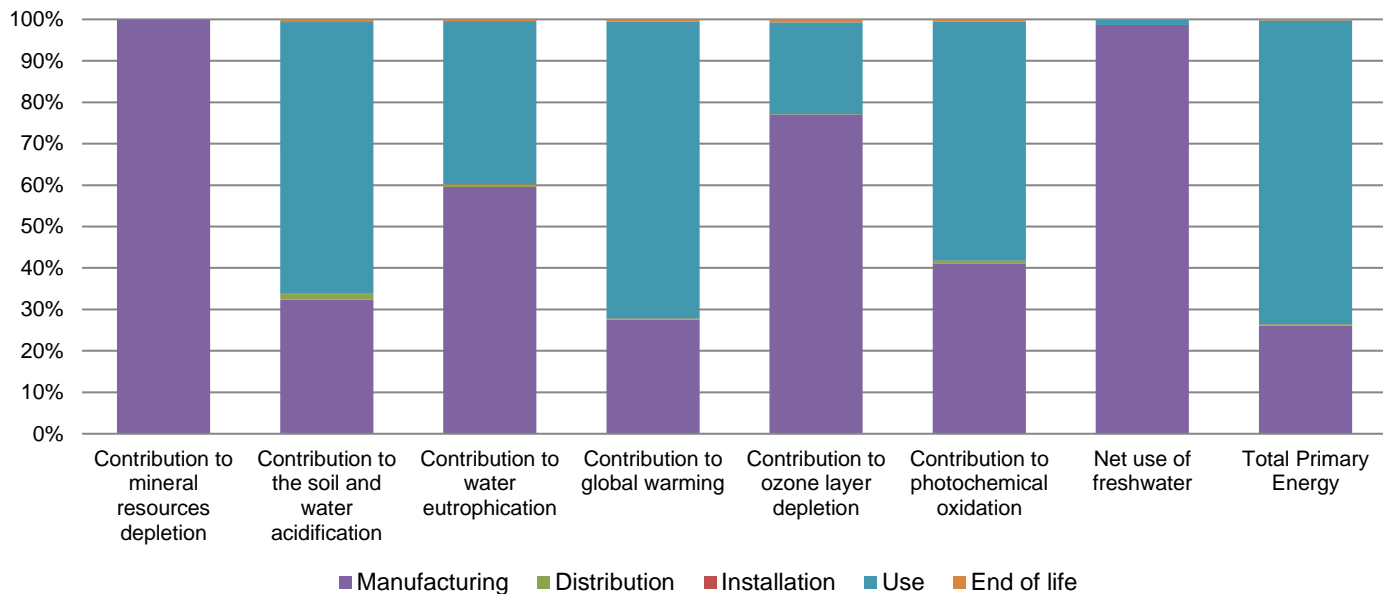
Manufacturing	Manufactured at a Schneider Electric production site ISO14001 certified
Distribution	Weight and volume of the packaging optimized, based on the European Union's packaging directive Packaging weight is 5.8 g, consisting of cardboard (39.31%),paper(60.69%) Product distribution optimised by setting up local distribution centres
Installation	Reference E82426_10US does not require any installation operations.
Use	The product does not require special maintenance operations.
End of life	End of life optimized to decrease the amount of waste and allow recovery of the product components and materials No special end-of-life treatment required. According to countries' practices this product can enter the usual end-of-life treatment process. Recyclability potential: 22% Based on "ECO'DEEE recyclability and recoverability calculation method" (version V1, 20 Sep. 2008 presented to the French Agency for Environment and Energy Management: ADEME).

Environmental impacts

Reference life time	20 years			
Product category	Power socket			
Installation elements	No special components needed			
Use scenario	The product is in active mode 50% of the time with a power use of 0.0261W, for 20 years.			
Geographical representativeness	China			
Technological representativeness	The main function of the socket is to connect the device to the main circuit.			
Energy model used	Manufacturing	Installation	Use	End of life
	Energy model used: China	Electricity mix; AC; consumption mix, at consumer; 220V; CN	Electricity mix; AC; consumption mix, at consumer; 220V; CN	Electricity mix; AC; consumption mix, at consumer; 220V; CN

Compulsory indicators 10A 1G 2P UNI + 3 FLAT P CN SOCKET - E82426_10US

Impact indicators	Unit	Total	Manufacturing	Distribution	Installation	Use	End of Life
Contribution to mineral resources depletion	kg Sb eq	2.62E-05	2.61E-05	0*	0*	1.02E-08	0*
Contribution to the soil and water acidification	kg SO ₂ eq	3.84E-03	1.25E-03	4.95E-05	1.30E-06	2.52E-03	2.43E-05
Contribution to water eutrophication	kg PO ₄ ³⁻ eq	1.69E-03	1.01E-03	1.14E-05	3.16E-07	6.65E-04	7.48E-06
Contribution to global warming	kg CO ₂ eq	3.24E+00	8.93E-01	1.08E-02	0*	2.33E+00	1.61E-02
Contribution to ozone layer depletion	kg CFC11 eq	8.33E-08	6.42E-08	2.20E-11	0*	1.85E-08	5.75E-10
Contribution to photochemical oxidation	kg C ₂ H ₄ eq	5.16E-04	2.12E-04	3.53E-06	9.72E-08	2.98E-04	2.47E-06
Resources use	Unit	Total	Manufacturing	Distribution	Installation	Use	End of Life
Net use of freshwater	m3	1.96E-01	1.94E-01	0*	0*	2.60E-03	0*
Total Primary Energy	MJ	5.19E+01	1.36E+01	1.53E-01	0*	3.81E+01	1.15E-01



Optional indicators		10A 1G 2P UNI + 3 FLAT P CN SOCKET - E82426_10US						
Impact indicators	Unit	Total	Manufacturing	Distribution	Installation	Use	End of Life	
Contribution to fossil resources depletion	MJ	4.36E+01	8.24E+00	1.52E-01	0*	3.51E+01	9.24E-02	
Contribution to air pollution	m³	3.58E+02	1.16E+02	4.61E-01	0*	2.41E+02	8.46E-01	
Contribution to water pollution	m³	4.60E+02	3.42E+02	1.78E+00	4.74E-02	1.16E+02	1.10E+00	
Resources use	Unit	Total	Manufacturing	Distribution	Installation	Use	End of Life	
Use of secondary material	kg	2.42E-03	2.42E-03	0*	0*	0*	0*	
Total use of renewable primary energy resources	MJ	2.19E+00	2.36E-01	0*	0*	1.95E+00	0*	
Total use of non-renewable primary energy resources	MJ	4.97E+01	1.33E+01	1.53E-01	0*	3.61E+01	1.15E-01	
Use of renewable primary energy excluding renewable primary energy used as raw material	MJ	2.12E+00	1.69E-01	0*	0*	1.95E+00	0*	
Use of renewable primary energy resources used as raw material	MJ	6.64E-02	6.64E-02	0*	0*	0*	0*	
Use of non renewable primary energy excluding non renewable primary energy used as raw material	MJ	4.77E+01	1.13E+01	1.53E-01	0*	3.61E+01	1.15E-01	
Use of non renewable primary energy resources used as raw material	MJ	2.00E+00	2.00E+00	0*	0*	0*	0*	
Use of non renewable secondary fuels	MJ	0.00E+00	0*	0*	0*	0*	0*	
Use of renewable secondary fuels	MJ	0.00E+00	0*	0*	0*	0*	0*	
Waste categories	Unit	Total	Manufacturing	Distribution	Installation	Use	End of Life	
Hazardous waste disposed	kg	2.32E+00	2.11E+00	0*	0*	7.50E-02	1.39E-01	
Non hazardous waste disposed	kg	8.22E-01	3.99E-01	3.85E-04	0*	4.22E-01	3.51E-04	
Radioactive waste disposed	kg	2.49E-04	2.34E-04	2.74E-07	0*	1.39E-05	5.64E-07	
Other environmental information	Unit	Total	Manufacturing	Distribution	Installation	Use	End of Life	
Materials for recycling	kg	3.09E-02	8.24E-03	0*	5.74E-03	0*	1.70E-02	
Components for reuse	kg	0.00E+00	0*	0*	0*	0*	0*	
Materials for energy recovery	kg	2.90E-03	0*	0*	0*	0*	2.90E-03	
Exported Energy	MJ	1.82E-05	1.71E-06	0*	1.65E-05	0*	0*	

* represents less than 0.01% of the total life cycle of the reference flow

Life cycle assessment performed with EIME version EIME v5.9.3, database version 2022-01 in compliance with ISO14044.

The Modify manually the text to mention the equal impacting phases phase is the life cycle phase which has the greatest impact on the majority of environmental indicators (based on compulsory indicators).

Please note that the values given above are only valid within the context specified and cannot be used directly to draw up the environmental assessment of an installation.

Registration number	ENVPEP1604021_V2	Drafting rules	PCR-ed3-EN-2015 04 02
Date of issue	08/2022	Supplemented by	PSR-0005-ed2-EN-2016 03 29
Validity period	5 years	Information and reference documents	www.pep-ecopassport.org
<i>Independent verification of the declaration and data</i>			
Internal	X	External	
<i>The elements of the present PEP cannot be compared with elements from another program.</i>			
<i>Document in compliance with ISO 14021:2016 « Environmental labels and declarations - Self-declared environmental claims (Type II environmental labelling) »</i>			

Schneider Electric Industries SAS
 Country Customer Care Center
<http://www.schneider-electric.com/contact>
 35, rue Joseph Monier
 CS 30323
 F- 92506 Rueil Malmaison Cedex
 RCS Nanterre 954 503 439
 Capital social 896 313 776 €

www.schneider-electric.com

ENVPEP1604021_V2

Published by Schneider Electric

© 2019 - Schneider Electric – All rights reserved

08/2022