

FEATURES

- 1/2/3/4 independent Isolated output
- 4.3 Inch LCD Display
- Setting & read back resolution 100mV/10mA (*1)
- Low noise achieved by smart cooling fan achieving

RS PRO Digital, Bench Power Supply, 192W, 2 Output, 0 → 30V 3A

RS Stock No.: 122-5037



RS Professionally Approved Products bring to you professional quality parts across all product categories. Our product range has been tested by engineers and provides a comparable quality to the leading brands without paying a premium price.

Product Description

From RS PRO, comes a range of high quality and economical multiple output linear DC power supplies with LCD display screens. Manufactured to industry standards these DC power supplies feature output power from 192 to 217 watts, three independent isolated output channels, high resolution, low noise, high reliability, and are a compact size.

These linear DC power supplies have unique design allows the power supply to provide users with more efficient functionality. These DC power supplies also feature a built-in digital panel control design to replace the conventional control methods. The key lock function protects DUTs (device under test) by preventing others from changing voltage and current parameters.

General Specifications

Type	Digital
Mode	Series/parallel
Number of Displays	1
Input Connector	IEC320
Output Connector	4 mm Safety Socket
Number of Outputs	2
Recovery or Reaction Time	< 100 μ s (50% load change, minimum load 0.5A)
Number of channel	2
Locking key	Yes
Insulation	Case to Terminal: ≥ 20 M Ω (DC 500 V) Case to AC line: ≥ 30 M Ω (DC 500 V)
Application	Communication equipment, Medical equipment, Low noise amplifiers, Signal processing

Electrical Specifications

Supply Voltage	100 V ac, 110 V ac, 120 V ac, 220 V ac, 230 V ac
Output Voltage	0V to 30V
Output Current	3A
Power Rating	192W
Load Regulation	Constant voltage mode:-Voltage: $\leq 0.01\% + 3$ mv Constant current mode:- Current: $\leq 0.2\% + 3$ mA
Line Regulation	Constant voltage mode Voltage: $\leq 0.01\% + 3$ mv Constant current mode Current: $\leq 0.2\% + 3$ mA
Ripple(20hz-20M)	Constant voltage mode Voltage: ≤ 1 mVrms (5Hz to 1MHz) Constant current mode Current: ≤ 3 mA rms
Tracking series voltage	0V-64V
Tracking parallel current	0A-6A
Tracking Error	$\leq 0.1\% + 10$ mV
Series Regulation	$\leq 0.01\% + 5$ mV
Parallel regulation	Line : $0.01\% + 3$ mV \leq Load : $0.01\% + 3$ mV(rating current ≤ 3 A); $0.02\% + 5$ mV(rating current > 3 A)

Mechanical Specifications

Dimension	210mm x155mm x306mm
Length	306mm
Width	210mm
Height	155mm
Weight	7 kg Approx.

Operation Environment Specifications

Relative humidity	$\leq 80\%$
Minimum Temperature	0°C
Maximum Temperature	40°C
Operation Temperature	0 - 40°C
Storage Temperature	-10°C- 70°C


Meter Specifications

Type	4.3inch LCD Display
Voltage Resolution	100mV (*1)
Current Resolution	10mA (*1)
Setting Accuracy	Voltage \pm (0.1% of reading +30mV); Current \pm (0.3% of reading +6mA)
Read back Accuracy	Voltage \pm (0.1% of reading +30mV); Current \pm (0.3% of reading +6mA)

Approvals

Compliance/Certifications	RoHS certificate of compliance
---------------------------	--------------------------------


A. TRACKING SERIES AND PARALLEL OPERATION



Internal connection for tracking Series and Parallel operation via control panel

In addition to independent output channels, the RPE-X323 series provides tracking series and parallel operation (For RPE-2323/RPE-3323/RPE-4323). The series and parallel connections allow power supplies to output 32V/6A (Parallel Connection) and 64V/3A (Series Connection).


B. CONVENIENT FUNCTION



The key lock function prevent DUTs from unnecessary damages caused by mis-operation.

The RPE-X323 series has a built-in set view and key lock so as to expedite the operation process.
The key lock function protects DUTs by preventing others from changing Voltage/Current parameters.

C. REMOTE I/O FOR OUTPUT ON/OFF FUNCTION



For controlling the output On/Off function through the specific pin assignment of remote control connector which is in rear panel.

The RPE-X323 Series also provides the analog control (Remote I/O) function for external output On/Off control.

ORDERING INFORMATION

RPE-1326 Single Channel, 192W Linear DC Power Supply
RPE-2323 2 Channels, 192W Linear DC Power Supply
RPE-3323 3 Channels, 217W Linear DC Power Supply
RPE-4323 4 Channels, 212W Linear DC Power Supply

ACCESSORIES

User Manual (CD) x 1 ; Power Cord x 1
RPE-1326 Test Lead GTL-104A x 1; GTL-105 x 1 ; or European GTL-204A x 1, GTL-203A x1
RPE-2323 Test Lead GTL-104A x 2; or European GTL-204A x 2
RPE-3323 Test Lead GTL-104A x 3; or European GTL-204A x 3
RPE-4323 Test Lead GTL-104A x 2; GTL-105A x 2 or European GTL-204A x 2, GTL-203A x 2