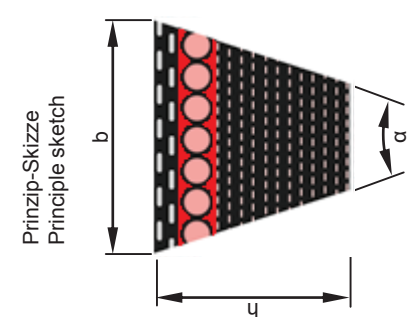
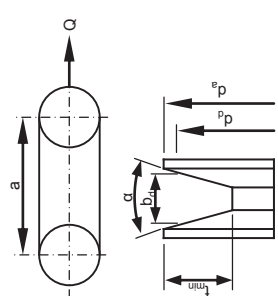



1	2	3	4	5	6	7	8																																
A							B																																
A	<table border="1" style="width: 100%;"> <tr> <th>Richtlänge Datum length [mm]</th> <th>Längentoleranz Length tolerance</th> <th>Sattoleranz Set tolerance [mm]</th> </tr> <tr> <td>587 < Ld ≤ 900</td> <td>± 1 %</td> <td>2</td> </tr> <tr> <td>900 < Ld ≤ 1250</td> <td>± 1 %</td> <td>4</td> </tr> <tr> <td>1250 < Ld ≤ 3150</td> <td>± 1 %</td> <td>6</td> </tr> <tr> <td>3150 < Ld ≤ 3550</td> <td>± 1 %</td> <td>10</td> </tr> </table>						Richtlänge Datum length [mm]	Längentoleranz Length tolerance	Sattoleranz Set tolerance [mm]	587 < Ld ≤ 900	± 1 %	2	900 < Ld ≤ 1250	± 1 %	4	1250 < Ld ≤ 3150	± 1 %	6	3150 < Ld ≤ 3550	± 1 %	10	C																	
Richtlänge Datum length [mm]	Längentoleranz Length tolerance	Sattoleranz Set tolerance [mm]																																					
587 < Ld ≤ 900	± 1 %	2																																					
900 < Ld ≤ 1250	± 1 %	4																																					
1250 < Ld ≤ 3150	± 1 %	6																																					
3150 < Ld ≤ 3550	± 1 %	10																																					
A	 <p>Prinzip-Skizze Principle sketch</p>						D																																
A	<table border="1" style="width: 100%;"> <tr> <th colspan="3">Profil / Section: XPZ</th> </tr> <tr> <td>b [mm]</td> <td>h [mm]</td> <td>α [°]</td> </tr> <tr> <td>9,7 ± 0,5</td> <td>8,3 ± 0,8</td> <td>39 ± 2</td> </tr> </table> <p>Aufbau des Riemens (verzahnt):</p> <ul style="list-style-type: none"> • Deckgewebe • Polyester-Zugstrang in roter EPDM-Mischung eingebettet • EPDM-Mischung mit quer gerichteten Fasern <p>V-Belt construction (cogged):</p> <ul style="list-style-type: none"> • Fabric • Polyester-tension member embedded in red EPDM-compound • EPDM compound with transverse oriented fibers 						Profil / Section: XPZ			b [mm]	h [mm]	α [°]	9,7 ± 0,5	8,3 ± 0,8	39 ± 2	B																							
Profil / Section: XPZ																																							
b [mm]	h [mm]	α [°]																																					
9,7 ± 0,5	8,3 ± 0,8	39 ± 2																																					
<p>Kennzeichnungsbeispiel / Marking example:</p> <div style="display: flex; justify-content: space-between; align-items: center;"> <div style="text-align: center;"> <p>Made in ...</p> <p>optibelt</p> <p>Werkswcode / Plant code</p> </div> <div style="text-align: center; background-color: #0070C0; color: white; padding: 5px;"> <p>WARTUNGSFREI MAINTENANCE FREE</p> <p>XPZ 2000</p> <p>HITZEBESTÄNDIG HEAT RESISTANT</p> </div> <div style="text-align: center;"> <p>Antistatic ISO 1813</p> <p>Antistatic ISO 1813</p> <p>1</p> <p>2</p> <p>Jahreszeichen / Year code</p> </div> </div>																																							
C	<p>Längen-Messbedingungen nach DIN 7753 Teil 1 und ISO 4183 Length measurement according to DIN 7753 Part 1 and ISO 4183</p>  <table border="1" style="width: 100%;"> <tr> <td>d_d [mm]</td> <td>95,49 ± 0,05</td> </tr> <tr> <td>U_d [mm]</td> <td>300</td> </tr> <tr> <td>d_a [mm]</td> <td>100 ± 0,05</td> </tr> <tr> <td>b_d [mm]</td> <td>8,50</td> </tr> <tr> <td>α [°]</td> <td>36 ± 10'</td> </tr> <tr> <td>t_{min} [mm]</td> <td>11</td> </tr> <tr> <td>Q [N]</td> <td>360</td> </tr> <tr> <td colspan="2">L_d = 2a + U_d</td> </tr> <tr> <td colspan="2">L_a = 2a + U_a</td> </tr> </table>						d _d [mm]	95,49 ± 0,05	U _d [mm]	300	d _a [mm]	100 ± 0,05	b _d [mm]	8,50	α [°]	36 ± 10'	t _{min} [mm]	11	Q [N]	360	L _d = 2a + U _d		L _a = 2a + U _a		D														
d _d [mm]	95,49 ± 0,05																																						
U _d [mm]	300																																						
d _a [mm]	100 ± 0,05																																						
b _d [mm]	8,50																																						
α [°]	36 ± 10'																																						
t _{min} [mm]	11																																						
Q [N]	360																																						
L _d = 2a + U _d																																							
L _a = 2a + U _a																																							
D	 <p style="text-align: center;">optibelt Super XE-POWER PRO M=S</p> <table border="1" style="width: 100%;"> <tr> <td colspan="4" style="text-align: center;">Profil XPZ</td> </tr> <tr> <td>4</td> <td></td> <td></td> <td></td> </tr> <tr> <td>3</td> <td></td> <td></td> <td></td> </tr> <tr> <td>2</td> <td></td> <td></td> <td></td> </tr> <tr> <td>1</td> <td>Fregabte</td> <td>16.02.2018</td> <td>MF</td> </tr> <tr> <td>0</td> <td>Erstell</td> <td>02.02.2018</td> <td>PB</td> </tr> <tr> <td>0</td> <td colspan="2">Änderungen</td> <td>Name</td> </tr> <tr> <td>Zus.</td> <td colspan="2">Datum</td> <td>Name</td> </tr> </table> <p style="font-size: small; text-align: right;">Dateiname: Datenblatt_optibelt SUPER XE-POWER PRO M=S_XPZ.pdf</p>						Profil XPZ				4				3				2				1	Fregabte	16.02.2018	MF	0	Erstell	02.02.2018	PB	0	Änderungen		Name	Zus.	Datum		Name	8
Profil XPZ																																							
4																																							
3																																							
2																																							
1	Fregabte	16.02.2018	MF																																				
0	Erstell	02.02.2018	PB																																				
0	Änderungen		Name																																				
Zus.	Datum		Name																																				
<p>Wir beraten Sie gerne über die Produkteigenschaften und -anpassungen bei besonderen Anforderungen. Bitte beachten Sie auch die Hinweise in den Optibelt-Dokumentationen. Irrtümer und technische Änderungen vorbehalten. www.optibelt.com. © Optibelt GmbH</p> <p>We would be pleased to offer advice about technical characteristics and drive design as well as special requirements. Further information can be found in Optibelt documentation. Subject to technical modification and change, errors and omissions excepted. www.optibelt.com. © Optibelt GmbH</p>																																							