

*Dry Cell or Rechargeable Battery Operation*  
*All ABS Body, Sturdy Yet Light Weight*  
*Built- in Siren, Whistler and Hoot*  
*120 seconds Voice Recording Function*  
*Support SD-card, U-disk and Audio Line In*  
*Support MP3, WAV*

## **SPECIFICATIONS**

Power Output: 50w Max  
Voice Range: 0.7 km  
Power Source: 8 x “C” Cells  
Battery Life: 8-10 hrs.  
Working Voltage: DC-12V  
Dimensions: Horn Dia.230mm, Length 350mm  
Weight: 1.3 kg without cells

## **OPERATION**

### **How to open the power of the megaphone and how to talk?**

Open the back cover. Remove the plastic battery sleeve and insert 8 x “C” cells with correct polarity, then insert the sleeve into the battery compartment according to the instructions in the compartment. Then close the back cover until it locks. Or insert the rechargeable lithium battery , then connect plug and close the back cover until it locks.


If you want to talk, you can switch the button to ON, and then press the button on the grip.

When using the megaphone, place your lips as closely as possible to the microphone. Adjust the volume control to the desired level without causing any howling or feedback.

### **How to adjust the volume?**


Long press the button of  and  to decrease and increase volume.

### **How to open the power of the multifunction detachable microphone?**


Switch the button to ON, then press the  middle power button of the multifunction microphone. The LED indicator is on. Now you can talk and use other functions on the multifunction microphone.


### **How to play SD-card and U-disk?**

Switch the button to ON, then press the middle power button of the multifunction microphone. The LED is on. Now you can insert SD card, U-disk, or AUX to play music. But before playing


the songs, you must press the button of .

## **How to talk when the megaphone is playing songs by SD-card or U-disk?**

When the megaphone is playing songs by SD-card or U-disk, you can press the button of , the songs will be pause and you can talk. If you want to recover playing,

press the button of  again.

## **How to set up single circle and cancel single circle?**

When the machine is playing the MP3 songs by SD-card or U-disk, you can long press the button of , the LED will be flash quickly, and the current song will be looping. If you do it again, the single cycle will be cancel.

## **How to record voice and play the voice?**

Switch the button to ON, then press the middle power button of the multifunction microphone. The LED is on. Now you press the button of REC, the LED will be flash quickly, after seconds be flash slowly, now you can record the voice toward the microphone. After finish the recording voice, you can press the button of REC again, then press the button of PLAY, the megaphone will be loop playback the voice recording.

## **How to siren, whistle and hoot?**

Switch the button to ON, then press the middle power button of the multifunction microphone.

The LED is on. Now you press the button of ,  and, . The megaphone will siren, whistle and hoot.

## **NOTES**

Charge the battery for 8~10 hours in 220v before the first use. Don't charge exceeding 16 hours.

When the megaphone is not in use for a long period, remove the battery.

Drained cells or rechargeable lithium battery will not give sufficient sound volume.

Replace cells or charge the battery at regular intervals, for optimum result.

If you have finished the megaphone, you must switch the button to OFF.