

Embedded Switch Mode Power Supplies (SMPS)

FEATURES

- Universal 85 - 305Vac and 120 - 430Vdc
- Active PFC
- Remote ON-OFF
- Operating temperature range - 30°C to +70°C
- Output short circuit, over-current (Built-in constant current limiting circuit), over-voltage, over-temperature protection.
- EMI performance meets, CISPR32 / EN55032 CLASS B
- Safety EN/UL/IEC 62368 IEC/EN60335-1, GB4943-1
- Over-voltage class III
- Operating Altitude upto 5000m
- Supplied with Terminal cover

RS PRO Embedded Switch Mode Power Supplies

- **2193029**
- **2193030**
- **2193032**



RS Professionally Approved Products bring to you professional quality parts across all product categories. Our product range has been tested by engineers and provides a comparable quality to the leading brands without paying a premium price.

Embedded Switch Mode Power Supplies (SMPS)

Product Description

AC-DC switching power supply with built-in active PFC function. Provides high efficiency and high reliability solutions for industrial, street lighting and instrumentation applications. These converters offer excellent EMC performance, meeting CISPR32/EN55032 Class B and IEC/EN61000-4. Safety approval UL/EN/IEC62368, EN60335, GB4943

Model	AC-DC Enclosed 150W
Mounting Type	Chassis Mount
MTBF	MIL-HDBK-217F@25°C > 300,000 h
Applications	Industrial control systems, instrumentation and lighting

RS Stock#	Input Voltage	Output Voltage	Output Current	Adj' range (V)	Wattage	Efficiency (Typ)
2193029	85 to 305V ac 120 to 430V dc	12V DC	12.5A	10.2-13.8V	150W	85.5%
2193030	85 to 305V ac 120 to 430V dc	24V DC	6.3A	21.6-28.8V	151W	87%
2193032	85 to 305V ac 120 to 430V dc	48V DC	3.2A	45.6-55.2V	153W	88%

Input Specifications

Item	Operating Conditions	Min	Typ	Max.	Unit	
Input Voltage Range	AC Input	85	-	305	VAC	
	DC Input	120	-	430	VDC	
Input Voltage Frequency		47	-	63	Hz	
Input Current	115VAC	-	-	2	A	
	230VAC	-	-	1		
Inrush Current	115VAC	Cold Start	-	-		30
	230VAC		-	-		45
Power Factor	115VAC	At full Load	0.97	0.99	-	
	230VAC		0.91	0.98	-	
Leakage Current	277VAC	<2mA				
Hot Plug		Unavailable				

Embedded Switch Mode Power Supplies (SMPS)

Output Specifications

Item	Operating Conditions	Min	Typ	Max.	Unit	
Output Voltage Accuracy	Full Load Range	12V	-	±2	-	%
		24V/48V	-	±1	-	
Line Regulation	Rated Load	-	±0.5	-	%	
Load Regulation	0% - 100% load	-	±0.5	-		
Output Ripple & Noise*	20MHz bandwidth (peak-to-peak value)	12V	-	100	-	mV
		24V	-	150	-	
		48V	-	200	-	
Temperature Coefficient		-	±0.05	-	%/°C	
Minimum Load		0	-	-	%	
Hold-up Time	230VAC	16	-	-	ms	
Short Circuit Protection	Recovery time <3s after the short circuit disappear	Constant current, continuous, self-recover				
Over-current Protection		105%-150% I _o , constant current mode, self-recover				
Over-voltage Protection	12V	≤ 16.8V (Output voltage turn off, re-power on for recover)				
	24V	≤ 33.6V (Output voltage turn off, re-power on for recover)				
	48V	≤ 60V (Output voltage turn off, re-power on for recover)				
Over-temperature Protection*	Over-temperature Protection Activation	-	-	85	°C	
	Over-temperature Protection Deactivation	50	-	-		
Remote Control	Open or 0~0.8VDC Power ON	0	-	0.8	VDC	
	4-10VDC Power OFF	4	-	10		

Note : *The "Tip and barrel method" is used for ripple and noise test, output parallel 47uF electrolytic capacitor and 0.1uF ceramic capacitor, please refer to Enclosed Switching Power Supply Application Notes for specific information. *Over-temperature Protection needs to be tested under rated full load conditions.

Embedded Switch Mode Power Supplies (SMPS)

General Specifications

Item	Operating Conditions	Min	Typ	Max.	Unit	
Isolation	Input-Earth	Electric Strength Test for 1min, leakage current <10mA	2000	-	-	VAC
	Input-output	Electric Strength Test for 1min, leakage current <10mA	4000	-	-	
	Output-Earth	Electric Strength Test for 1min, leakage current <5mA	500	-	-	
Insulation Resistance	Input-Earth	500VDC, 25±5°C,	100	-	-	MΩ
	Input-output	Humidity < 95%RH, non-	100	-	-	
	Output-Earth	condensing 500VDC	100	-	-	
Operating Temperature			-30	-	+70	°C
Storage Temperature			-40	-	+85	
Storage Humidity		Non-condensing	10	-	95	%RH
Power Derating	+50°C to +70°C		2	-	-	%/°C
	-30°C to -20°C		4	-	-	%/°C
	85VAC-100VAC		1.3	-	-	%/VAC
	2000m-5000m		5	-	-	%/m
Altitude			-	-	5000	m
Safety Certification			UL/EN/IEC62368/EN60335/GB4943			
Safety Class			CLASS I			
MTBF		MIL-HDBK-217F@25°C	> 300,000 h			

EMC Specifications

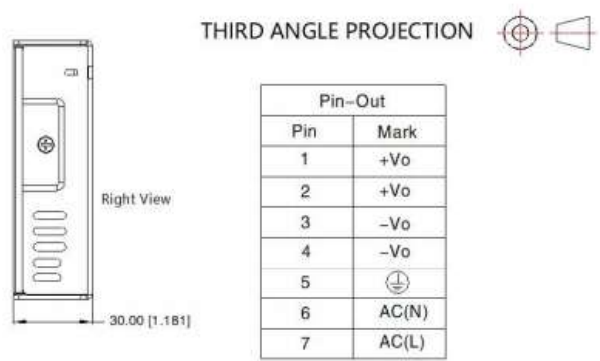
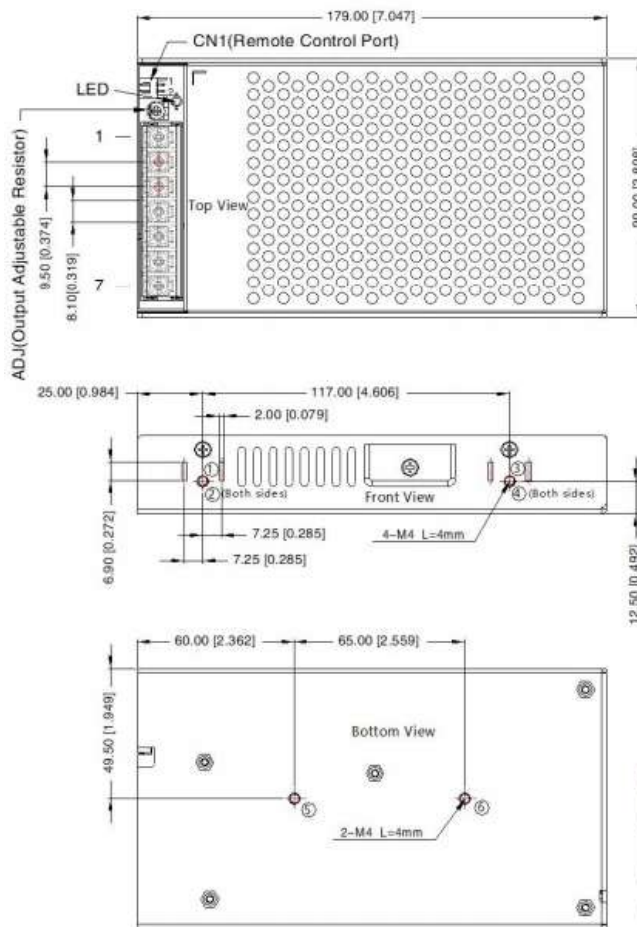
Emissions	CE	CISPR32/EN55032 CLASS B			
	RE	CISPR32/EN55032 CLASS B			
	Harmonic Current	IEC/EN61000-3-2 CLASS D			
	Voltage Flicker	IEC/EN61000-3-3			
Immunity	ESD	IEC/EN 61000-4-2 Contact ±6KV /Air ±8KV	Perf. Criteria A		
	RS	IEC/EN 61000-4-3 10V/m	Perf. Criteria B		
	EFT	IEC/EN 61000-4-4 ±2KV	Perf. Criteria A		
	Surge	IEC/EN 61000-4-5 ±1KV/±2KV	Perf. Criteria A		
	CS	IEC/EN61000-4-6 10 Vrms	Perf. Criteria A		
	DIP (AC input)	IEC/EN61000-4-11 0%, 70%	Perf. Criteria B		

Mechanical Specifications

Embedded Switch Mode Power Supplies (SMPS)

Case Material	Metal (AL1100, SGCC)
Dimensions	179 x 99 x 30.0mm
Weight	500g (Typ.)
Cooling Method	Free air convection

Dimensions and recommended layout

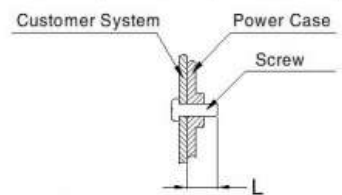


① - ⑥ any position must be connected to the earth (⊥)

CN1: KANGDAO TJC3-NAWD-2P or the same spec.

Pin	Function	Connector	Terminal
1	RC+	KANGDAO XH25001-2Y or the same spec.	KANGDAO XH2.54-TE or the same spec.
2	RC-		

Position	Screw Spec.	L(max)	Torque(max)
① - ⑥	M4	4mm	0.9N·m



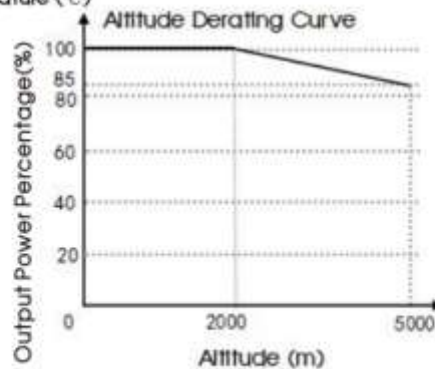
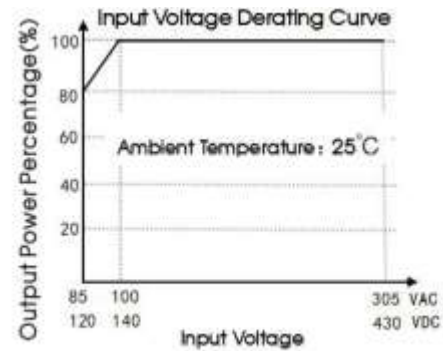
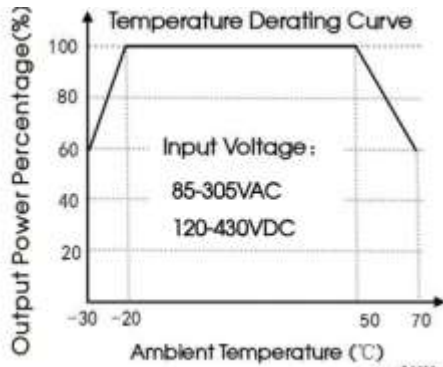
Note:
 Unit: mm[inch]
 Wire range: 22-12AWG
 Connector tightening torque: M3.5, 0.8N·m
 General tolerances: ± 1.00 [± 0.039]

Embedded Switch Mode Power Supplies (SMPS)

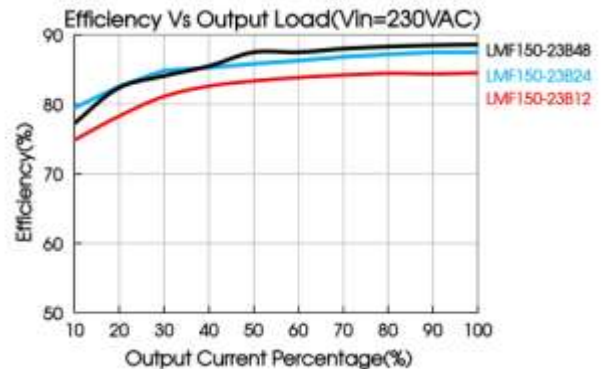
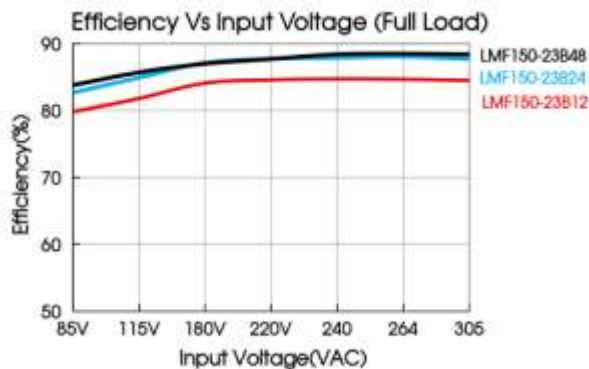
Approvals

Safety Standard	Meet UL/EN/IEC62368/EN60335/GB4943
Safety Certification	UL/EN/IEC62368/EN60335/GB4943
Safety Class	Class I (PE and must be connected)

Product Characteric Curve



Note: ① With an input voltage between 85-100VAC and a DC input between 120-140VDC the output power must be derated as per the temperature derating curves:



Note:

Embedded Switch Mode Power Supplies (SMPS)

1. Unless otherwise specified, parameters in this datasheet were measured under the conditions of $T_a=25^{\circ}\text{C}$, humidity.
2. All index testing methods in this datasheet are based on our company corporate standards.
3. To improve the efficiency at high input voltage, there will be audible noise generated, but it does not affect product performance and reliability.
4. Products are related to laws and regulations: see "Features" and "EMC".
5. The out case needs to be connected to PE of system when the terminal equipment in operating.
6. Our products shall be classified according to ISO14001 and related environmental laws and regulations and shall be handled by qualified units.
7. The power supply is considered a component which will be installed into a terminal equipment. All EMC tests should be confirmed with the final equipment.