

# Brushless DC Fan - Ball Bearing

## 12V DC, 80mm x 80mm x 80mm

**multicomp** PRO

**RoHS  
Compliant**



### Specification

#### Mechanical Characteristic

Motor Design	Brushless DC motor.
Bearing System	Precision Ball Bering System
Materials of Frame	Thermoplastic PBT of UL 94V-0
Materials of Fan Blade	Thermoplastic PPE of UL 94V-0
Direction of Rotation	Counter-Clockwise Viewed From Front of Fan Blade
Mounting Holes	Diameter 4.3 mm in 8 Holes
Weight	464 g/set

#### Electric Characteristic

Rated Voltage	12V DC
Rated Current	6800 mA / Max. 7820 mA
Rated Power Consumption	81.6 Watts / Max. 93.84 Watts
Operating Voltage Range	10.2V DC to 13.2V DC
Starting Voltage	10.2V DC (25°C Power on/off)
Operating Temperature Range	-10°C to + 70°C
Storage Temperature Range	-40°C To + 70°C

#### Performance Characteristic

Rated Speed	15600/14100 RPM $\pm$ 10% at rated voltage
Air Flow	151.5 CFM / Min. 135.8 CFM
Static Pressure	5.44 Inch-H <sub>2</sub> O / Min. 4.33 Inch-H <sub>2</sub> O
Acoustic Noise	80.4 dB(A) / Max. 88.0 dB(A)
Insulation Class	UL Class A
Insulation Resistance Plastic Housing	10M $\Omega$ at 500V DC Between Internal Stator and Lead Wire (+)
Dielectric Strength	Applied AC 500V For one Minute or AC 600V for 2 Seconds Between Housing and Lead Wire (+)
Life Expectancy	70,000 Hours at 40°C, 65% humidity, 90% CL.
Protection	Automatic Restart Note: In a situation where the fan is locked by an external force while the electricity is on, an increase in coil temperature will be prevented by temporarily turning off the electrical power to the motor. The fan will automatically restart when the locked rotor condition is released. Polarity Protection

Newark.com/multicomp-pro  
Farnell.com/multicomp-pro  
Element14.com/multicomp-pro

**multicomp** PRO

# Brushless DC Fan - Ball Bearing

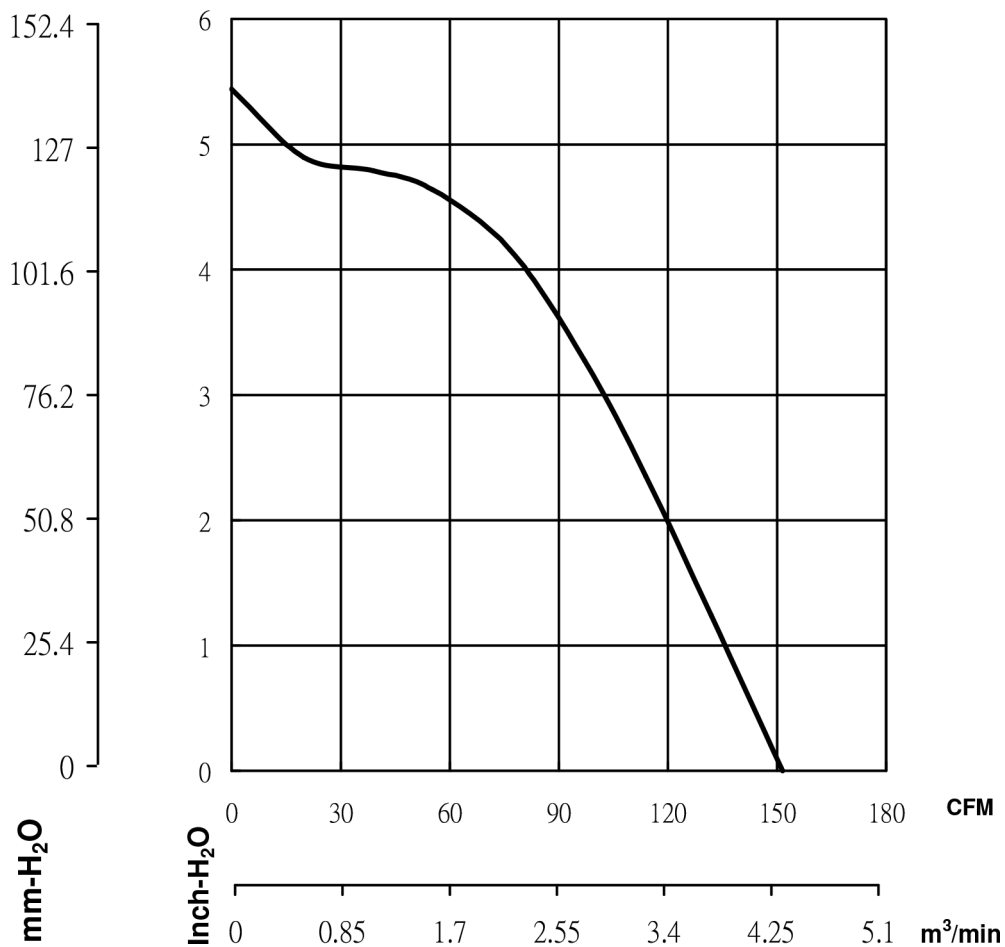
## 12V DC, 80mm x 80mm x 80mm

**multicomp** PRO

### Safety

SAFETY	UL	CUR	TUV	CE
NO.	E77551	E77551	✓	✓

### Air Flow & Static Pressure Curve



# Brushless DC Fan - Ball Bearing

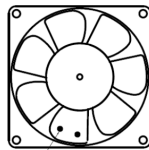
## 12V DC, 80mm x 80mm x 80mm



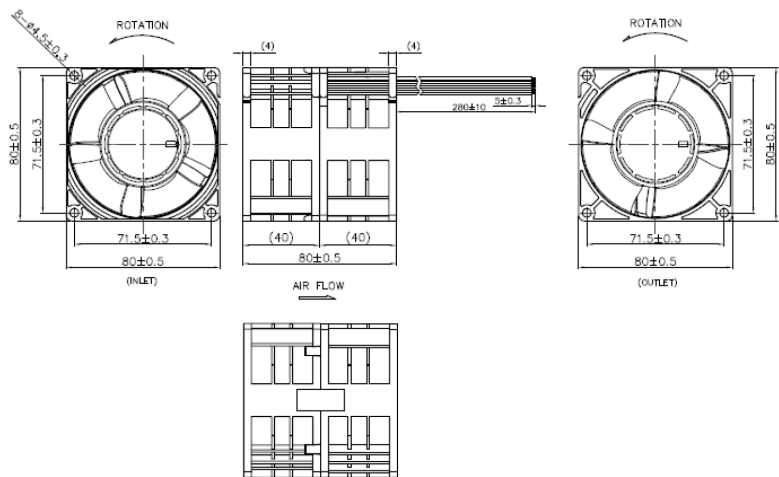
### Dimensions

Screw Type (Pan head)	Torque	Screw Spec	
		Size	Standard
Machine screw	3 Kgf-cm to 4 Kgf-cm	M4	JIS B1111-1974
Self-tapping screw	5 Kgf-cm to 6 Kgf-cm	ϕ5	JIS B1122 Type 2

**Note:** This recommends the screw and torque as above.



Note: The glues on the impeller is for impeller balance. Please don't remove it.



**Note:**

1. Lead Wire : UL1007 #24AWG

**INLET FAN**

- + : Red Wire
- : Black Wire
- FG : Yellow Wire
- PWM : Blue Wire

**OUTLET FAN**

- + : Orange Wire
- : Grey Wire
- FG : Brown Wire
- PWM : Green Wire

2. Frame Type : Flange

Dimensions : Millimetres

### Part Number Table

Description	Part Number
Brushless DC Fan, Ball Bearing, 12V DC, 80mm × 80mm × 80mm, 4 Wire Leads	MP006483

**Important Notice :** This data sheet and its contents (the "Information") belong to the members of the AVNET group of companies (the "Group") or are licensed to it. No licence is granted for the use of it other than for information purposes in connection with the products to which it relates. No licence of any intellectual property rights is granted. The Information is subject to change without notice and replaces all data sheets previously supplied. The Information supplied is believed to be accurate but the Group assumes no responsibility for its accuracy or completeness, any error in or omission from it or for any use made of it. Users of this data sheet should check for themselves the Information and the suitability of the products for their purpose and not make any assumptions based on information included or omitted. Liability for loss or damage resulting from any reliance on the Information or use of it (including liability resulting from negligence or where the Group was aware of the possibility of such loss or damage arising) is excluded. This will not operate to limit or restrict the Group's liability for death or personal injury resulting from its negligence. Multicomp Pro is the registered trademark of Premier Farnell Limited 2019.

