


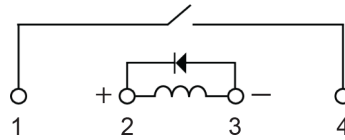
Instrumentation Grade Micro Mini SIP Reed Relay



RoHS
Compliant



Schematic View



Features

- High reliability instrumentation grade reed switch with sputtered Ruthenium contacts
- Internal magnetic shield reduces interaction
- Coil suppression diode protects coil drive circuits
- High insulation resistance
- High board density
- Molded thermoset industry standard package
- Hermetically sealed contacts for long life

Contact Form: Normally Open / 1 Form A

Coil Data

| Nominal Coil Voltage | Nominal Coil Resistance | Max. Operating Voltage | Min. Release Voltage | Max. Coil Voltage |
|----------------------|-------------------------|------------------------|----------------------|-------------------|
| (V DC) | $\pm 10\% \Omega$ | (V DC) | (V DC) | (V DC) |
| 5 | 500 | 3.75 | 0.4 | 7 |

Contact Rating

| | |
|--------------------------|-----------|
| Switching Power (Max.) | : 15W |
| Switching Voltage (Max.) | : 200V DC |
| Switching Current (Max.) | : 0.5A |
| Carrying Current (Max.) | : 1A |

Specifications

| | |
|---|--|
| Contact Resistance (Initial) (Max.) | : 150m Ω |
| Operate Time - Including Bounce Time (Typ.) | : 0.35ms (@ Nominal Voltage) |
| Release Time (Typ.) | : 0.1ms |
| Insulation Resistance @ 100V, 20°C, 40% RH | : 10 ¹² Ω (Min.) |
| Dielectric Strength (Min.) | : Between Open Contacts 200V DC/peak AC Between Coil to Contacts 1500V DC/peak AC |
| Capacitance Between Open Contacts | : 0.5pF |
| Vibration | : 20G |
| Shock | : 50G |
| Operating Temperature | : -40°C to +85°C |
| Storage Temperature | : -40°C to +100°C |
| Life Expectancy @ Specified Load | : 1000 × 10 ⁶ ops (1V DC, 10mA) |

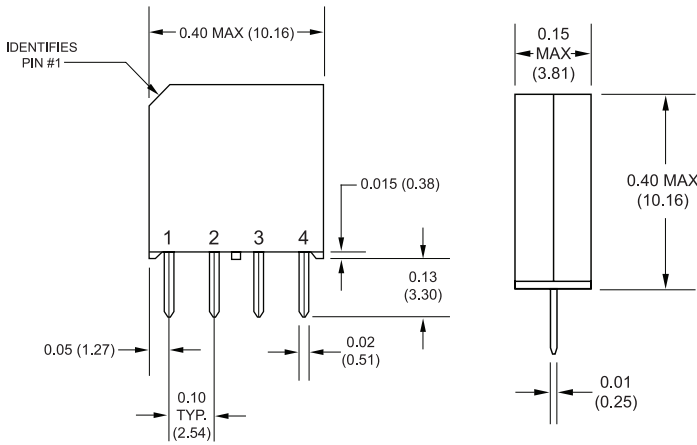
www.element14.com
www.farnell.com
www.newark.com



Instrumentation Grade Micro Mini SIP Reed Relay



Dimensions



Dimensions : Inches (Millimetres)

Part Number Table

| Description | Part Number |
|--|-----------------|
| Reed Relay, w/ Diode, SPST-NO, 5V DC, 500Ω, 200V DC, 0.5A, THT | MC3570-1512-053 |

Important Notice : This data sheet and its contents (the "Information") belong to the members of the Premier Farnell group of companies (the "Group") or are licensed to it. No licence is granted for the use of it other than for information purposes in connection with the products to which it relates. No licence of any intellectual property rights is granted. The Information is subject to change without notice and replaces all data sheets previously supplied. The Information supplied is believed to be accurate but the Group assumes no responsibility for its accuracy or completeness, any error in or omission from it or for any use made of it. Users of this data sheet should check for themselves the Information and the suitability of the products for their purpose and not make any assumptions based on information included or omitted. Liability for loss or damage resulting from any reliance on the Information or use of it (including liability resulting from negligence or where the Group was aware of the possibility of such loss or damage arising) is excluded. This will not operate to limit or restrict the Group's liability for death or personal injury resulting from its negligence. Multicomp is the registered trademark of the Group. © Premier Farnell Limited 2016.

www.element14.com
www.farnell.com
www.newark.com

