

Surface Mount Glass Passivated Rectifier

multicomp PRO



Features:

- Glass passivated chip
- For surface mounted applications
- Low reverse leakage current
- Low forward voltage drop
- High current capability
- Plastic material has UL flammability classification 94V-0

Mechanical Data:

Case	: Molded Plastic
Polarity	: Colour band denotes cathode
Weight	: 0.003 ounces, 0.093 grams
Mounting Position	: Any
Reverse Voltage	: 50 to 600 Volts
Forward Current	: 2 Amperes

Maximum Ratings and Electrical Characteristics:

Rating at 25°C ambient temperature unless otherwise specified.

Single phase, half wave, 60Hz, resistive or inductive load.

For capacitive load, derate current by 20%.

Characteristics	Symbol	S2A+	S2D+	S2G+	S2J+	Unit
Max. Recurrent Peak Reverse Voltage	V_{RRM}	50	200	400	600	V
Max. RMS Voltage	V_{RMS}	35	140	280	420	
Max. DC Blocking Voltage	V_{DC}	50	200	400	600	
Max. Average Forward Rectified Current $T_A = 50^\circ\text{C}$	$I_{(AV)}$	2				A
Peak Forward Surge Current, 8.3ms Single Half Sine-wave Superimposed on Rated Load (JEDEC method)	I_{FSM}	60				
Peak Forward Voltage at 2A DC	V_F	1.1				V
Max. DC Reverse Current at Rated DC Blocking Voltage at $T_A = 25^\circ\text{C}$ $T_A = 100^\circ\text{C}$	I_R	5 125				μA
Typical Junction Capacitance (Note 1)	C_J	20				pF
Typical Thermal Resistance (Note 2)	$R_{\theta JL}$	20				$^\circ\text{C/W}$
Operating Temperature Range	T_J	-55 to +150				$^\circ\text{C}$
Storage Temperature Range	T_{STG}					

Notes:

1. Measured at 1.0MHz and applied reverse voltage of 4.0V DC.
2. Thermal resistance junction to ambient.
3. The typical data above is for reference only

Newark.com/multicomp-pro
Farnell.com/multicomp-pro
Element14.com/multicomp-pro

multicomp PRO

Surface Mount Glass Passivated Rectifier

Ratings and Characteristic Curves

FIG. 1 – FORWARD CURRENT DERATING CURVE

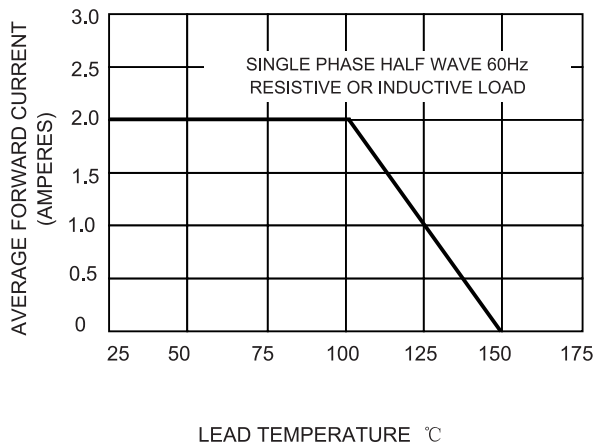


FIG. 2 – MAXIMUM NON-REPETITIVE SURGE CURRENT

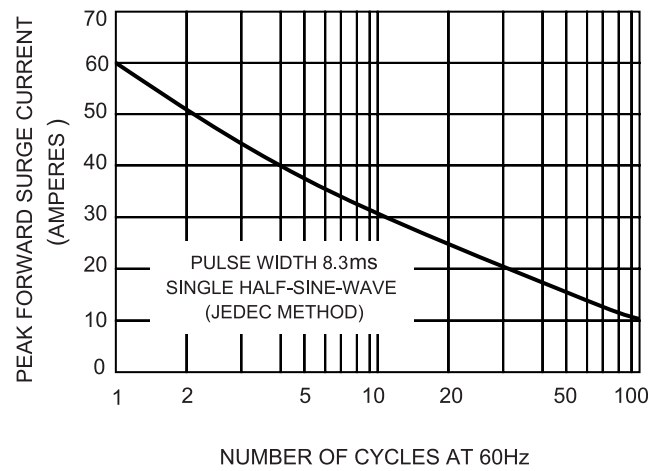


FIG.3-TYPICAL FORWARD CHARACTERISTICS

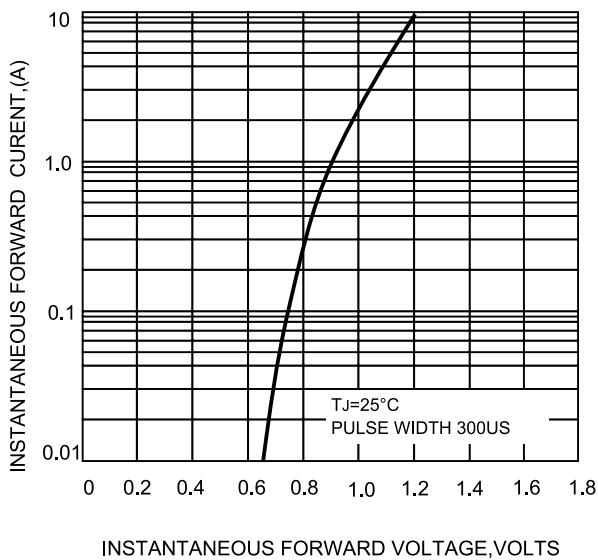
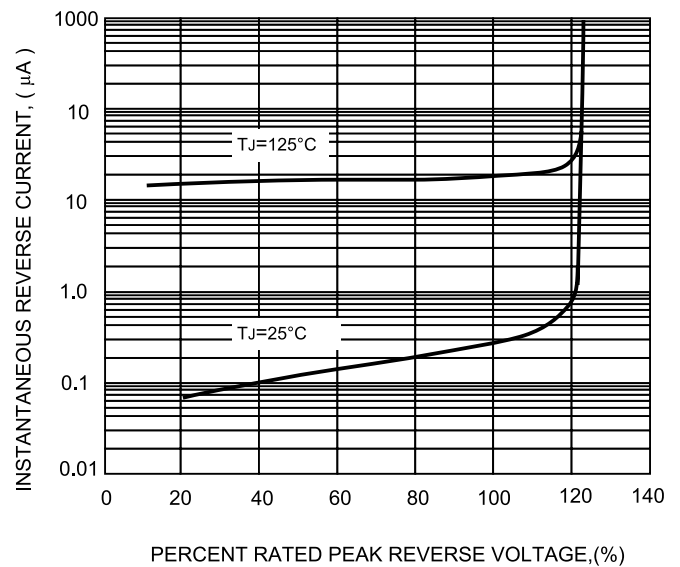


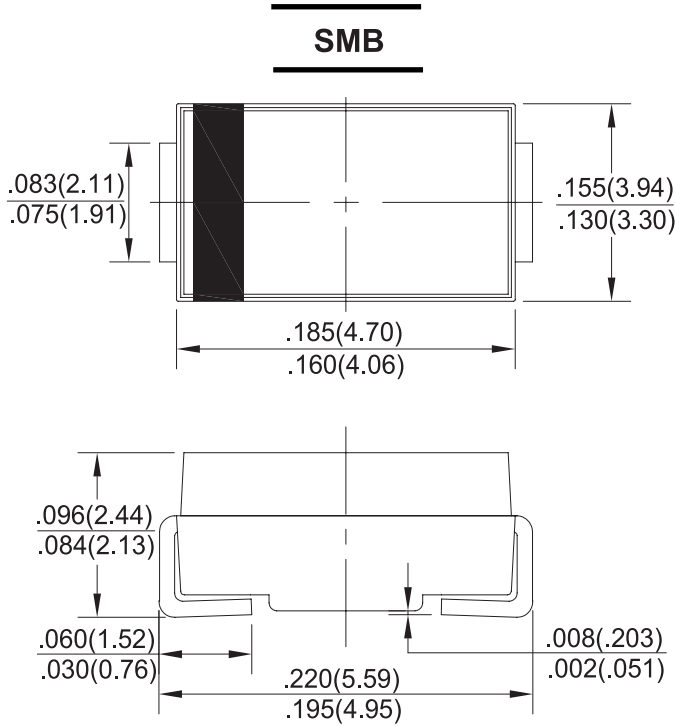
FIG.4-TYPICAL REVERSE CHARACTERISTICS



Surface Mount Glass Passivated Rectifier



Dimensions:



Dimensions : Inches (Millimetres)

Part Number Table

Description	Part Number
Surface Mount Glass Passivated Rectifiers	S2A+
	S2D+
	S2G+
	S2J+

Important Notice : This data sheet and its contents (the "Information") belong to the members of the AVNET group of companies (the "Group") or are licensed to it. No licence is granted for the use of it other than for information purposes in connection with the products to which it relates. No licence of any intellectual property rights is granted. The Information is subject to change without notice and replaces all data sheets previously supplied. The Information supplied is believed to be accurate but the Group assumes no responsibility for its accuracy or completeness, any error in or omission from it or for any use made of it. Users of this data sheet should check for themselves the Information and the suitability of the products for their purpose and not make any assumptions based on information included or omitted. Liability for loss or damage resulting from any reliance on the Information or use of it (including liability resulting from negligence or where the Group was aware of the possibility of such loss or damage arising) is excluded. This will not operate to limit or restrict the Group's liability for death or personal injury resulting from its negligence. Multicomp Pro is the registered trademark of Premier Farnell Limited 2019.

Newark.com/multicomp-pro
Farnell.com/multicomp-pro
Element14.com/multicomp-pro

