

Datasheet

PCB Slide Switch SPDT On-On 0.4 VA @ 20V ac/dc

RS Stock number [429-498](#)



SPECIFICATIONS

CONTACT RATING: Dependent upon contact material

MECHANICAL LIFE: 30,000 make-and-break cycles.

CONTACT RESISTANCE: 20m Ω max. initial @ 2-4VDC
100mA for both silver and gold plated contacts.

INSULATION RESISTANCE: 1,000M Ω min.

DIELECTRIC STRENGTH: 1,000 V RMS@sea level.

OPERATING TEMPERATURE: -30°C to 85°C.

MATERIALS

CASE - Diallyl phthalate (DAP)(UL94V-0)

HOUSING - Brass, tin plated

ACTUATOR - Nylon, black.

CONTACT - Silver or gold plated.

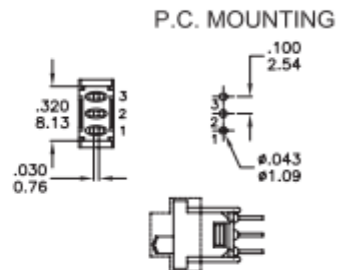
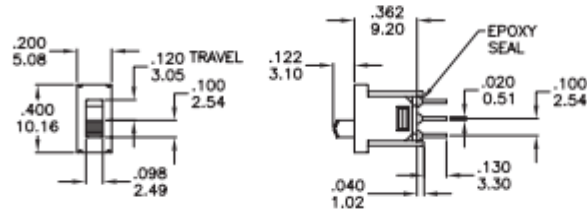
TERMINALS - Copper alloy, with silver and gold plated.

SWITCH FUNCTION

NO. POLES	UL/CSA MODEL NO.	MODEL NO.	SWITCH FUNCTION			CONNECTED TERMINALS / SCHEMATIC		
			POS.1	POS.2	POS.3	POS.1	POS.2	POS.3
SP	Q2511	5FS1	ON	NONE	ON		OPEN	
	Q2512	5FS2	ON	NONE	MOM			
	Q2513	5FS3	ON	OFF	ON			
DP	Q2521	5FD1	ON	NONE	ON		OPEN	
	Q2523	5FD3	ON	OFF	ON			

MOM=MOMENTARY

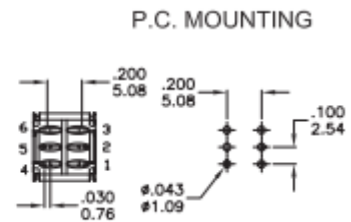
POLE OPTIONS



SPDT

Part No. Shown : 5FS1S102M2QE

Waterproof transparent cover

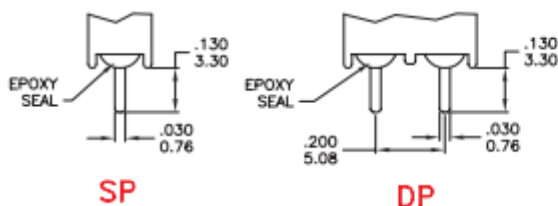


DPDT

Part No. Shown : 5FD1S102M2QE

TERMINATION OPTIONS

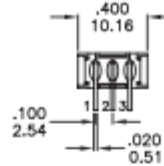
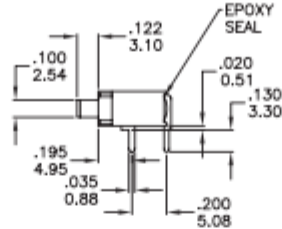
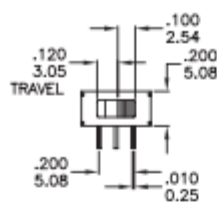
M2 PC THRU-HOLE



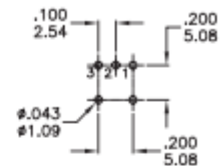
OTHER TERMINATION OPTIONS

- M6 RIGHT ANGLE P.C. MOUNT
- M6N SNAP - IN RIGHT ANGLE P.C. MOUNT

M6

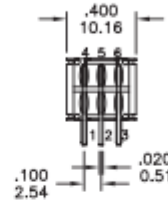
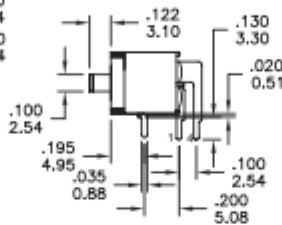
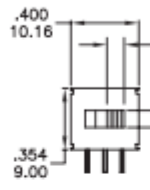


P.C. MOUNTING

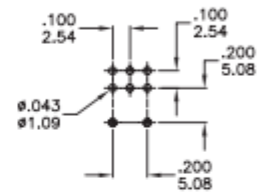


Part No. Shown : 5FS1S102M6QE

M6



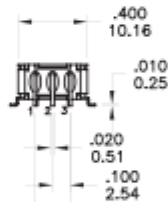
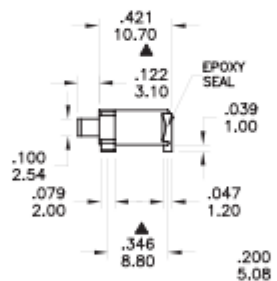
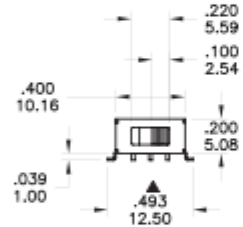
P.C. MOUNTING



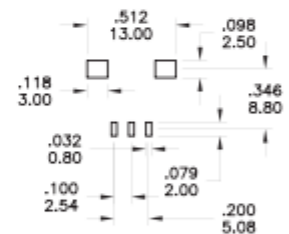
Part No. Shown : 5FD1S102M6QE

DPDT

MZ



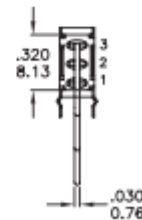
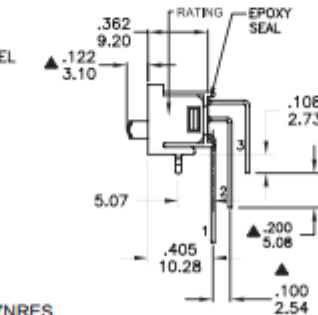
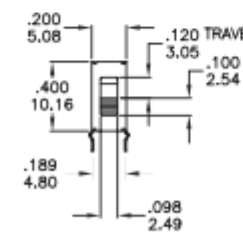
P.C. MOUNTING



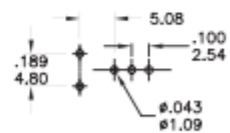
Part No. Shown : 5FS1S102MZRES

SPDT

M7



P.C. MOUNTING



Part No. Shown : 5FS1S102M7NRES

SPDT

SNAP-IN TERMINATION OPTIONS

M6N



CONTACT MATERIAL OPTIONS

Q =Silver	<u>Q.C.S.K</u>	<u>R.G</u>
R =Gold		
G =Gold,tin-lead	FIXED TERMINAL: Silver plated over copper alloy	FIXED TERMINAL: Copper alloy with gold plated over nickel plated
S =Silver,tin-lead	MOVABLE CONTACT: Silver plated over copper alloy	MOVABLE CONTACT: Copper alloy with gold plated over nickel plated
C =Gold over silver	RATING: 3 Amps with resistant load @ 120VAC or 28VDC	RATING: 0.4 Volt-Amps(VA)max. @ 20V max. (AC or DC)
K =Gold over silver ,tin-lead	1 Amps with resistant load @ 250VAC	



SOLDERING PROCESSES

MANUAL SOLDERING : Use soldering iron of 30 watts, controlled at 350°C approximately 5 seconds while applying solder.

WAVE SOLDERING : Recommended Soldering Temperature:260±5°C
Duration of Solder Immersion: 5 ±1 seconds
(PCB is 1.6mm in thickness)

SOLDERING : Vapor phase

