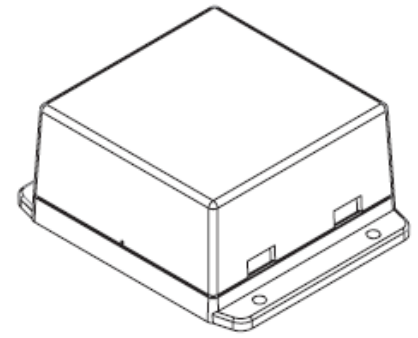
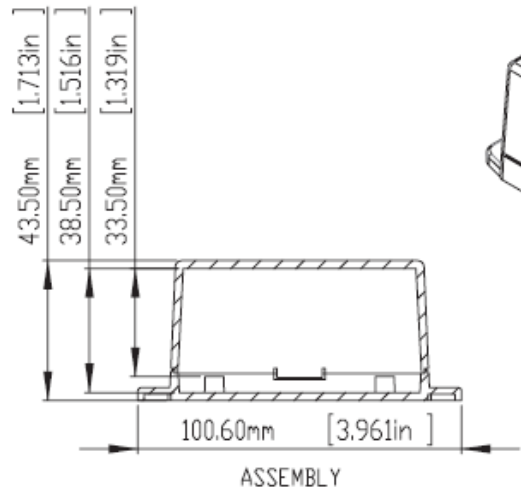
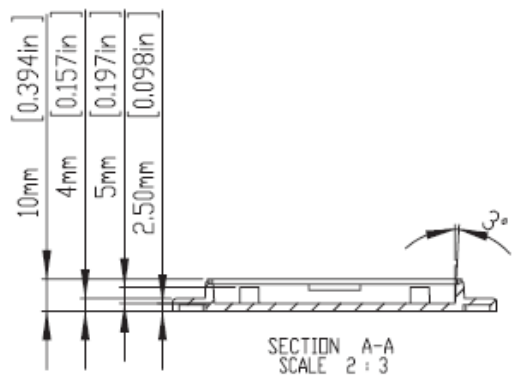
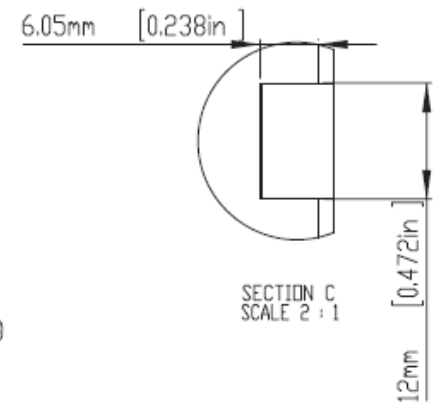
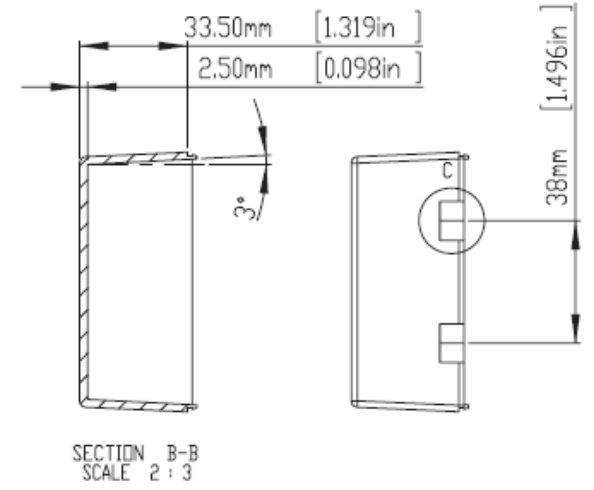
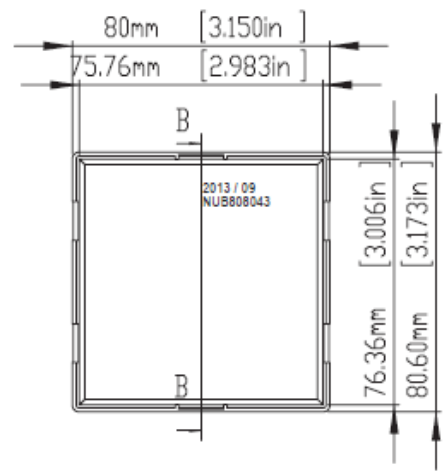


HOLE(S) ARE DESIGNED FOR M2.6X6mm SELF-TAPPING SCREWS USE.  
 WALL MOUNTING HOLES(4) X DIA.4.5mm FOR PAN HEAD(M4) TAPPING SCREWS USE.



According to ISO 2768-m

Measuring DIM=L	Tolerances
0.5<L<=3.0mm	±0.1mm
3.0<L<=6.0 mm	±0.1mm
6.0<L<=30.0 mm	±0.2mm
30.0<L<=120.0 mm	±0.3mm
120.0<L<=400.0 mm	±0.5mm
400.0<L<=1000.0 mm	±0.8mm