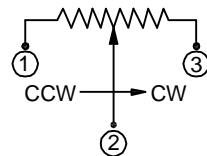
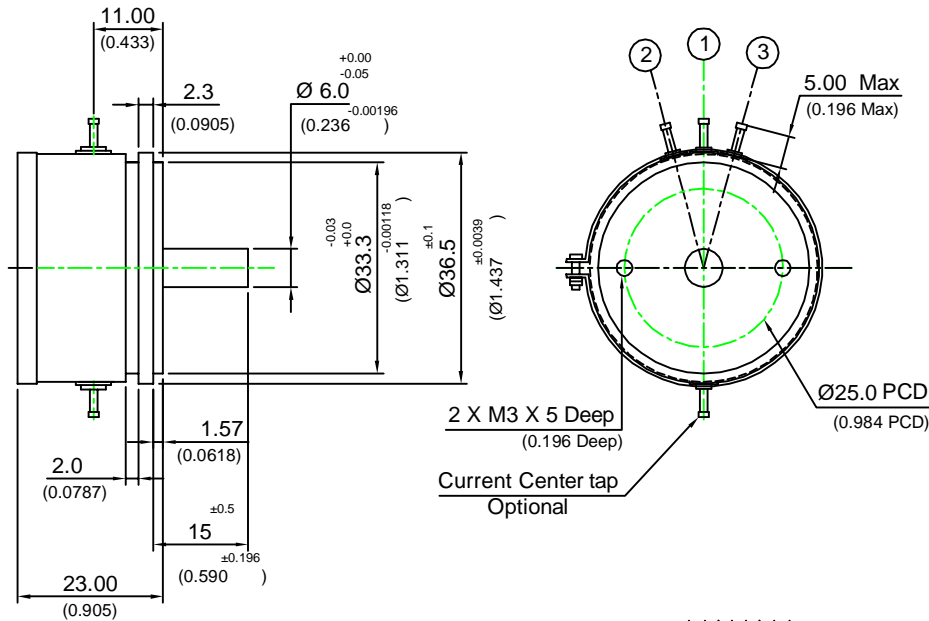


Dimensions :- Metric (Inch)



Electrical Schematic Diagram

Features:-

1. Anodized Aluminium precision machined body.
2. Special smaller electrical angles..... available option.
3. Precious metal high technology wiper gives noise free output.

ELECTRICAL CHARACTERISTICS	UNITS	VALUE
Resistance Element.....	--	Wire Wound
Resistance value	Ohms	100, 500, 1k,2k,5k,10k.
Standard Resistance Tolerances.....	%	±10
Best Possible Resistance Tolerances.....	%	±5
Standard Independent Linearity Tolerances..(IEC 393)..	%	±0.2
Electrical angle.....(Smaller angles optional)	Degrees	355° ± 3°
Resolution.....	--	As per turns
Temperature Coefficient of Resistance (TCR).....	ppm/deg C	± 50 Up to 1k ohms 150 for other values.
Power Rating @ 70° C.....	Watts	3
Insulation Resistance @ 500 Vdc.....	M Ohms	1000
Dielectric Strength @ 50 Hz.....	V ac	500
Maximum Wiper current.....	mAmps	1
Short time wiper current 10 sec.	mAmps	10
End Resistance	Ohms	<50

MECHANICAL CHARACTERISTICS :-		
Rotation (Mechanical Angle).continuous	Degrees	360°
Bearing Type.....	--	Ball Bearing
Torque... Starting.....	Nmm (Oz inch)	3 (0.42)
Torque... Running.....	Nmm (Oz inch)	2 (0.28)
Axial Play	m.m.(inch)	0.1 (0.00393)
Radial Play	m.m.(inch)	0.1 (0.00393)

ENVIRONMENTAL CHARACTERISTICS :-		
Operating Temperature.....	Degrees C	-50 to +105

PERFORMANCE :-		
Rotational Life (shaft Revolutions).....	Nos.	2,000,000

MATERIALS OF CONSTRUCTION:-		
Housing.....	--	Aluminum Anodized
Shaft.....	--	Stainless Steel
Terminals.....	--	Brass gold plated stud type terminal

Soldering Recommendation :- Use soldering Iron at 350° C for 3 second maximum

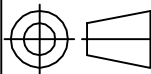


**SERVO POTENTIOMETER
WIRE WOUND**

40WW

First Issue : 2006/01/30 Scale:- 1:1

Tolerances
DIN/ISO 2768-1 (1991-06)
(Tolerance class-medium)



CUSTOMER DRAWING REF NO

REV - 00

SHEET

1 of 1