

Features

- Small in dimension and broad range in high resistance
- Metal glaze resistor elements provide high stable performance against environmental conditions and overload
- Excellent in absorption of electric shock (pulse, surge voltage)

Specification Table

Type	Style	Power Rating at 70°C (W)	Dimension			
			D Maximum	L Maximum	d ±0.05	H ±3
MGRF1W	MGR-100	1	5.2	13.0	0.75	25
MGRF2W	MGR-200	2	6.0	17.0		28

Dimensions : Millimetres

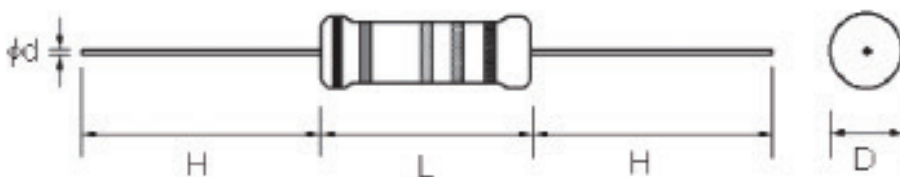
Power Rating

Style	Maximum Working Voltage (V)	Maximum Overload Voltage (V)	Dielectric Withstanding Voltage (V)	Surge Withstanding Voltage (V)	Resistance Range
MGR-100	3500	4000	1000	100KΩ ~ 33MΩ : 10000	± 5% : 1KΩ ~ 33MΩ
MGR-200					

Surge withstanding voltage: IEC 60065

1. Discharge test : 3kV ~ <10kV, 0.01μF capacitor discharge pulse, 10 times (1pulse : 2.5 second "ON", 2.5 second "OFF")
2. Discharge test : ≥10kV, 0.001μF (1nF) capacitor discharge pulse, 50 times (1pulse : 2.5 second "ON", 2.5 second "OFF")

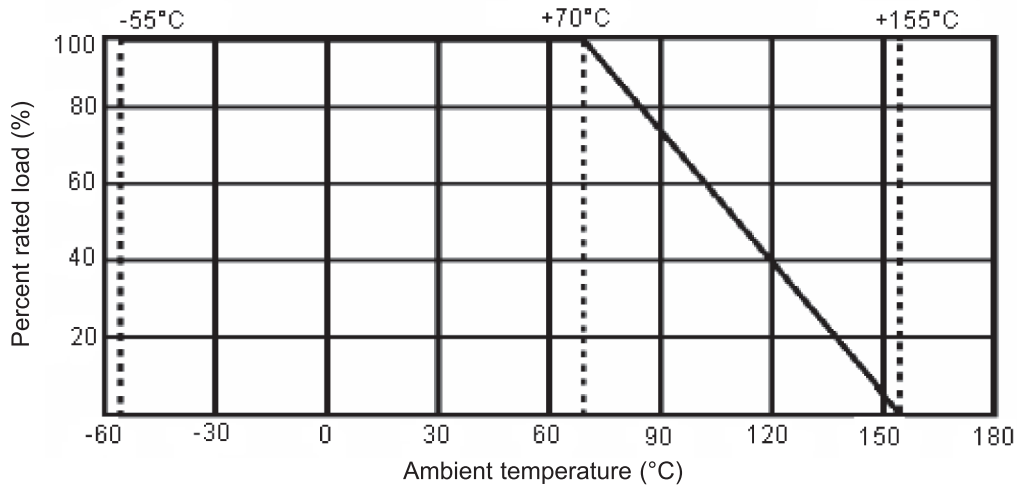
Dimension



Dimensions : Millimetres

- 5 colour code band for ± 5% tolerance and last band black colour for identification
- MGRF1W and MGRF2W using non-flame point

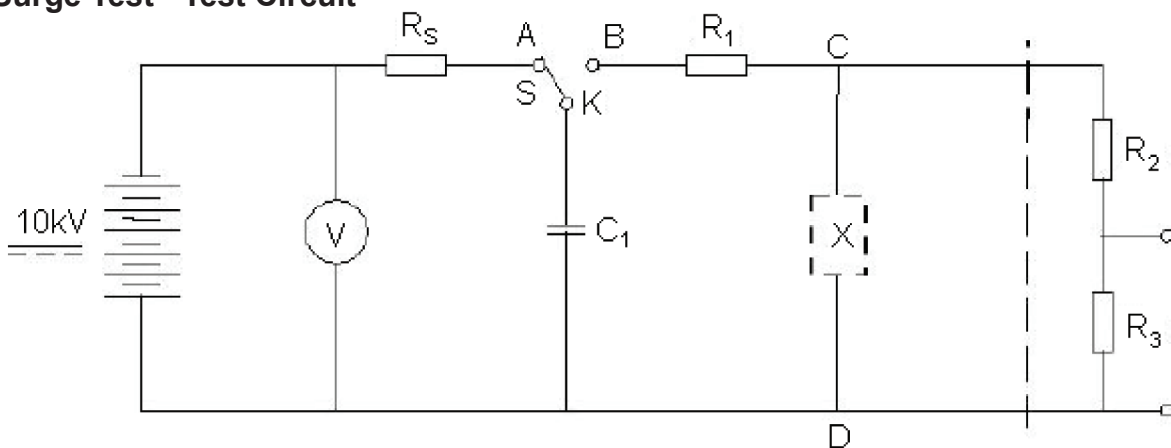
Derating Curve



Performance Specifications

Temperature coefficient	: $\leq \pm 200\text{PPM} / ^\circ\text{C}$
Short-time overload	: $\Delta R/R \leq \pm (1.0\% + 0.05\Omega)$, with no evidence of mechanical damage
Dielectric withstanding voltage	: No evidence of flashover, mechanical damage, arcing or insulation breakdown
Pulse overload	: $\Delta R/R \leq \pm (2.0\% + 0.05\Omega)$, with no evidence of mechanical damage
Terminal strength	: No evidence of mechanical damage
Resistance to soldering heat	: $\Delta R/R \leq \pm (1.0\% + 0.05\Omega)$, with no evidence of mechanical damage
Minimum solderability	: 95% coverage
Resistance to solvent	: No deterioration of protective coating and markings
Temperature cycling	: $\Delta R/R \leq \pm (1.0\% + 0.05\Omega)$, with no evidence of mechanical damage
Load life in humidity	: $\Delta R/R \leq \pm (5.0\% + 0.05\Omega)$, with no evidence of mechanical damage
Load life	: $\Delta R/R \leq \pm (5.0\% + 0.05\Omega)$, with no evidence of mechanical damage
Surge withstanding voltage	: $\Delta R/R \leq \pm (20.0\% + 0.05\Omega)$, with no evidence of mechanical damage

Surge Test - Test Circuit



Note : $C_1 = 0.01\mu\text{F} < 10000\text{V}$ $C_1 = 1\text{nF} (0.001\mu\text{F}) \geq 10000\text{V}$ $R_1 = 1\text{k}\Omega$ $R_2 = 100\text{M}\Omega$ $R_3 = 0.1\text{M}\Omega$ $R_s = 15\text{M}\Omega$

Part Number

Description	Part Number
Resistor, 1W 5% 1M2	MGRF1WJ0125A10
Resistor, 1W 5% 1M5	MGRF1WJ0155A10
Resistor, 1W 5% 1M8	MGRF1WJ0185A10
Resistor, 1W 5% 2M2	MGRF1WJ0225A10
Resistor, 1W 5% 2M7	MGRF1WJ0275A10
Resistor, 1W 5% 3M3	MGRF1WJ0335A10
Resistor, 1W 5% 3M9	MGRF1WJ0395A10
Resistor, 1W 5% 4M7	MGRF1WJ0475A10
Resistor, 1W 5% 5M6	MGRF1WJ0565A10
Resistor, 1W 5% 6M8	MGRF1WJ0685A10
Resistor, 1W 5% 8M2	MGRF1WJ0825A10
Resistor, 1W 5% 10M	MGRF1WJ0106A10
Resistor, 1W 5% 15M	MGRF1WJ0156A10
Resistor, 1W 5% 22M	MGRF1WJ0226A10
Resistor, 1W 5% 33M	MGRF1WJ0336A10

Description	Part Number
Resistor, 2W 5% 1M2	MGRF2WJ0125AA9
Resistor, 2W 5% 1M5	MGRF2WJ0155AA9
Resistor, 2W 5% 1M8	MGRF2WJ0185AA9
Resistor, 2W 5% 2M2	MGRF2WJ0225AA9
Resistor, 2W 5% 2M7	MGRF2WJ0275AA9
Resistor, 2W 5% 3M3	MGRF2WJ0335AA9
Resistor, 2W 5% 3M9	MGRF2WJ0395AA9
Resistor, 2W 5% 4M7	MGRF2WJ0475AA9
Resistor, 2W 5% 5M6	MGRF2WJ0565AA9
Resistor, 2W 5% 6M8	MGRF2WJ0685AA9
Resistor, 2W 5% 8M2	MGRF2WJ0825AA9
Resistor, 2W 5% 10M	MGRF2WJ0106AA9
Resistor, 2W 5% 15M	MGRF2WJ0156AA9
Resistor, 2W 5% 22M	MGRF2WJ0226AA9
Resistor, 2W 5% 33M	MGRF2WJ0336AA9

Important Notice : This data sheet and its contents (the "Information") belong to the members of the AVNET group of companies (the "Group") or are licensed to it. No licence is granted for the use of it other than for information purposes in connection with the products to which it relates. No licence of any intellectual property rights is granted. The Information is subject to change without notice and replaces all data sheets previously supplied. The Information supplied is believed to be accurate but the Group assumes no responsibility for its accuracy or completeness, any error in or omission from it or for any use made of it. Users of this data sheet should check for themselves the Information and the suitability of the products for their purpose and not make any assumptions based on information included or omitted. Liability for loss or damage resulting from any reliance on the Information or use of it (including liability resulting from negligence or where the Group was aware of the possibility of such loss or damage arising) is excluded. This will not operate to limit or restrict the Group's liability for death or personal injury resulting from its negligence. Multicomp Pro is the registered trademark of Premier Farnell Limited 2019.