

## FEATURES

- Fix input unregulated single output
- Continuous short-circuit protection.
- Industry standard pin-out
- I/O isolation test voltage 1.5KVDC
- No-load input current as low as 8mA
- Operating temperature range - 40°C to +105°C
- High efficiency up to 81%
- IEC62368, UL62368, EN62368 approved

## RS PRO 1W isolated DC-DC converters

- [2233666,2233667,2233669,2233672,2233674,](#)
- [2233675,2233677,2233680,2233681](#)



RS Professionally Approved Products bring to you professional quality parts across all product categories. Our product range has been tested by engineers and provides a comparable quality to the leading brands without paying a premium price.

## Product Description

PCB Mount DC-DC converters are specially designed for applications where an isolated voltage is required in a distributed power supply system. They are suitable for: pure digital circuits, low frequency analog circuits, relay-driven circuits and data switching circuits. Featuring continuous short circuit protection and no-load input current as low as 8mA

## General Specifications

<b>Model</b>	DC-DC 1W Isolated DC-DC converter
<b>Mounting Type</b>	PCB
<b>MTBF</b>	MIL-HDBK-217F@25°C > 3,500,000 hrs
<b>Applications</b>	Industrial control systems, instrumentation, analog, relay-driven and data switching circuits.

RS Stock#	Input Voltage (Vdc)		Output Voltage	Output Current Max/Min	Wattage	Max. Capacitive Load(μF)	Efficiency (Typ)
	Nominal	Max					
2233666	12V (10.8-13.2)		3.3V	303/30mA	1W	2400	75%
2233667			5V	200/20mA	1W	2400	80%
2233669			12V	83/9mA	1W	560	80%
2233672			24V	42/5mA	1W	220	81%
2233674	24V (21.6-26.4)		3.3V	303/30mA	1W	2400	75%
2233675			5V	200/20mA	1W	2400	79%
2233677			9V	111/12mA	1W	1000	80%
B2412S-1WR3(RS)			12V	83/9mA	1W	560	81%
2233680			15V	67/7mA	1W	560	81%
2233681			24V	42/5mA	1W	220	81%

### Input Specifications

Input Specification						
Item	Operating Conditions		Min.	Typ.	Max.	Unit
Input Current (full load / no-load)	12VDC input	3.3VDC output	-	112/8	118/--	mA
		5VDC/12VDC output		105/8	110/--	
		24V output		103/8	109 /--	
	24VDC input	3.3VDC output	-	56/8	61/--	
		5VDC output		53/8	58/--	
		9VDC output		53/8	57/--	
		12VDC/15VDC/24VDC output		52/8	56/--	
Reflected Ripple Current	Nominal input voltage		-	15	-	
Surge Voltage (1sec. max.)	12VDC input		-0.7	-	18	VDC
	24VDC input		-0.7	-	30	
Input Filter	Capacitance Filter					
Hot Plug	Unavailable					

### Output Specifications

Output Specification						
Item	Operating Conditions		Min	Typ.	Max	Unit
Voltage Accuracy			See output regulation curves (Fig. 1)			
Linear Regulation	Input voltage change: $\pm 1\%$	3.3VDC output	-	-	$\pm 1.5$	%
		5VDC/9VDC/12VDC/15VDC & 24VDC output	-	-	$\pm 1.2$	
Load Regulation	10% -100% load	3.3VDC output	-	8	20	
		5VDC output		5	15	
		9VDC/12VDC & 15VDC output		3	10	
		24VDC output	-	2	10	
Temperature Coefficient	100% load		-	$\pm 0.02$	-	
Ripple & Noise *	20MHz bandwidth	3.3VDC/5VDC/9VDC/12VDC & 15VDC output	-	30	75	mV p-p
		24VDC output		50	100	
Short circuit Protection	Continuous, self-recovery					
Note: * The "parallel cable" method is used for ripple and noise test, please refer to DC-DC Converter Application Notes for specific information.						



## General Specifications

Item	Operating Conditions	Min	Typ	Max.	Unit
Isolation	Input-output Electric Strength Test for 1 minute with a leakage current of 1mA max.	1500	-	-	VDC
Insulation Resistance	Input-output resistance at 500VDC	1000	-	-	MΩ
Isolation Capacitance	Input-output capacitance at 100KHz/0.1V		20		pF
Operating Temperature	Derating when operating temperature ≥ 85°C, (see Fig. 2)	-40	-	+105	°C
Storage Temperature		-55	-	+125	
Case Temperature Rise	Ta=25°C	-	25	-	
Storage Humidity	Non-condensing	5	-	95	%RH
Pin Soldering Resistance Temperature	Soldering spot is 1.5mm away from case for 10 seconds	-	-	+300	°C
Vibration		10-150Hz, 5G, 0.75mm. along X,Y and Z axis			
Switching Frequency *	Full load, nominal input voltage	-	260	-	KHz
MTBF	MIL-HDBK-217F@25°C		3500		K hours

## Typical Performance Curves

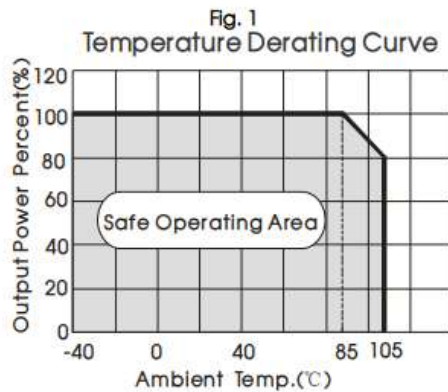
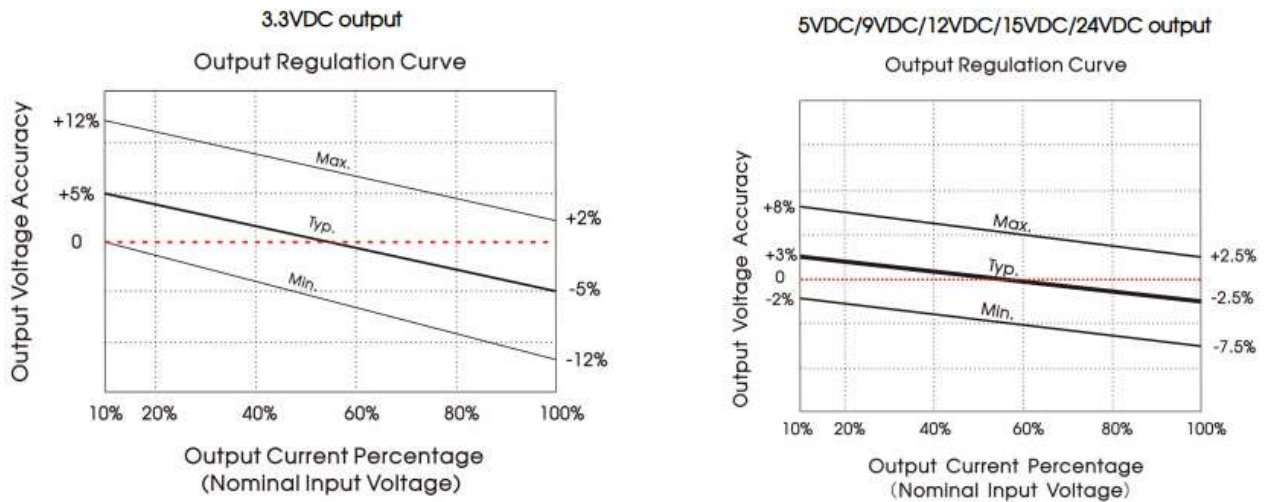
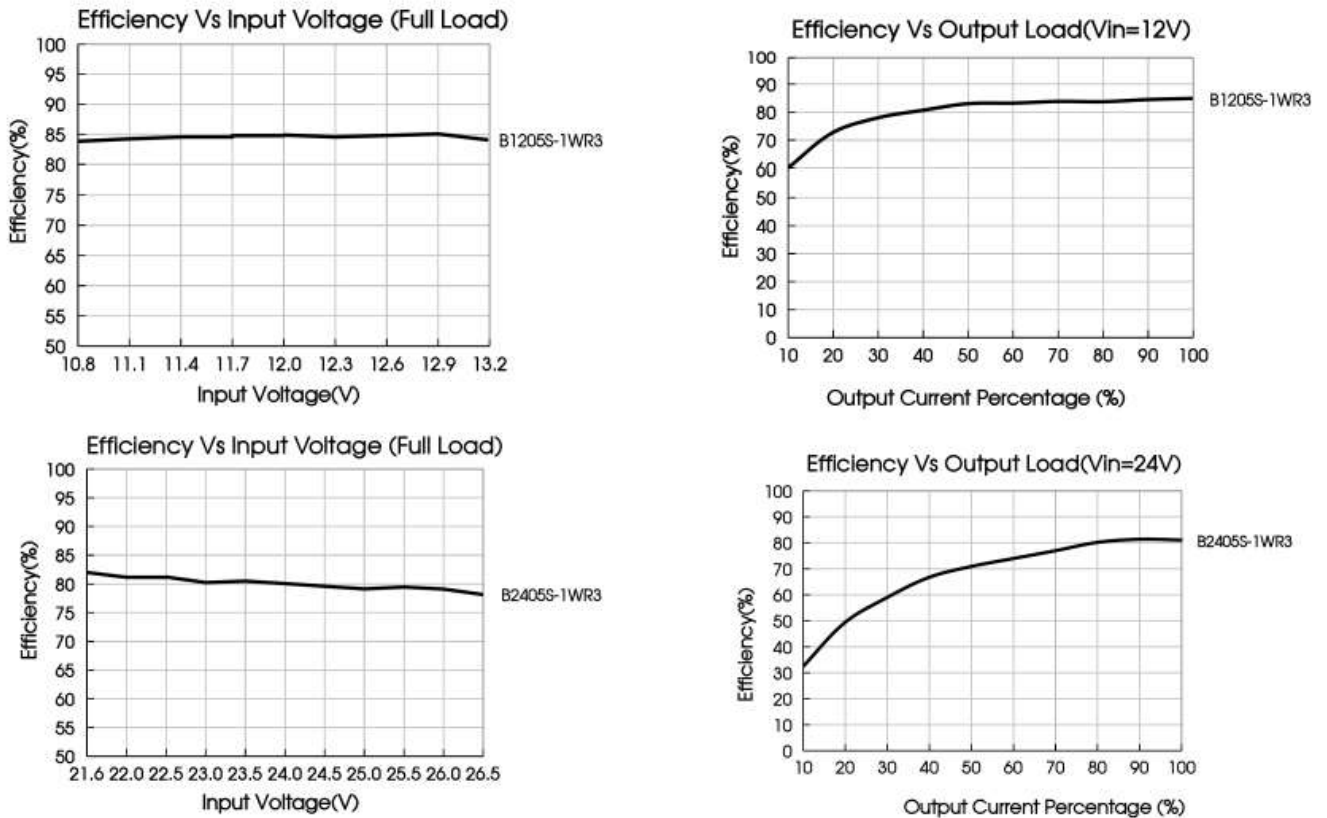


Fig. 2



**Design Reference**

**Typical application**

Input and/or output ripple can be further reduced, by connecting a filter capacitor from the input and/or output terminals to ground as shown in Fig.3. Choosing suitable filter capacitor values is very important for a smooth operation of the modules, particularly to avoid start-up problems caused by capacitor values that are too high. For recommended input and output capacitor values refer to Table 1.

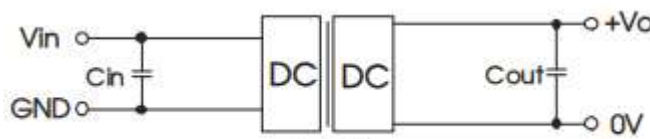
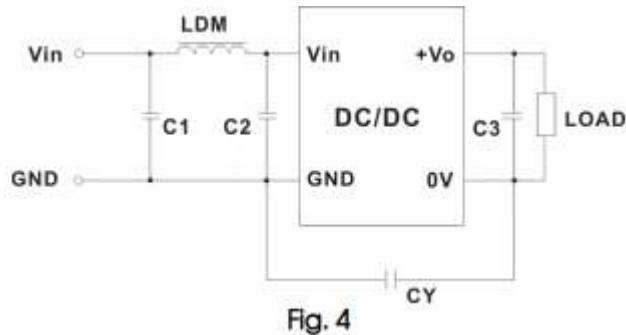


Fig.3

**Table 1** : Recommended input and output capacitor values

Vin	Cin	Vout	Cout
12VDC	2.2µF/25V	3.3VDC	10µF/16V
24VDC	1µF/50V	5VDC	10µF/16V
		9VDC	2.2µF/16V
		12VDC	2.2µF/25V
		15VDC	1µF/25V
		24VDC	1µF/50V

## EMC compliance circuit



Emissions	C1	4.7 $\mu$ F /50V
	C2	4.7 $\mu$ F /50V
	CY	270pF/2kV
	C3	Refer to the Cout in table 1
	LDM	6.8 $\mu$ H

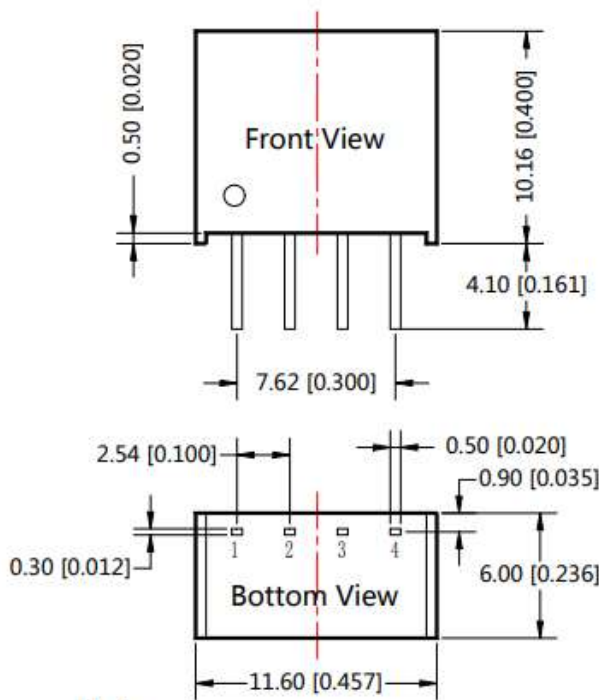
## EMC Specifications

Emissions	CE	CISPR32/EN55032 CLASS B	
	RE	CISPR32/EN55032 CLASS B	
Immunity	ESD	IEC/EN61000-4-2 Air $\pm$ 8kV, Contact $\pm$ 6kV perf.	Perf. Criteria B
Note: Refer to Fig.4 for recommended circuit test			

## Mechanical Specifications

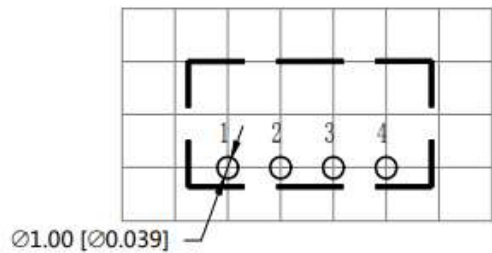
Case material	Black plastic; flame-retardant and heat-resistant (UL94-V0)
Dimensions	11.60 x 6.00 x 10.16 mm
Weight	1.3g (Typ.)
Cooling Method	Free air convection

**Dimensions and recommended layout**



Note:  
 Unit :mm[inch]  
 Pin section tolerances :±0.10[±0.004]  
 General tolerances:±0.25[±0.010]

THIRD ANGLE PROJECTION



Note : Grid 2.54\*2.54mm

Pin-Out	
Pin	Function
1	GND
2	Vin
3	0V
4	+Vo

**Approvals**

<b>Safety Certification</b>	IEC62368, UL62368, EN62368 approved
-----------------------------	-------------------------------------

1. If the product is not operated within the required load range, the product performance cannot be guaranteed to comply with all parameters in the datasheet.
2. The maximum capacitive load offered were tested at input voltage range and full load.
3. Unless otherwise specified, parameters in this datasheet were measured under the conditions of Ta=25°C, humidity
4. Our products shall be classified according to ISO14001 and related environmental laws and regulations.