

LED Linear Lowbay

Description

The RS PRO LED Linear Lowbay is ideal for use in both industrial and commercial applications, such as factories and warehouses. It is an energy efficient replacement for tungsten halogen fittings.

Features

- Offers a unique LED linear lowbay solution for use in narrow walkways in a range of commercial and industrial applications
- Manufactured with a die-cast aluminium body and polycarbonate lens, offering a lightweight hanging solution
- 60° beam angle allows perfect solution for narrow aisles and walkways
- Maximum mounting height 6-8m
- Supplied with suspension bracket and 2m of power flex
- IP65 rating for total protection against dust and low-pressure jets of water from any direction

Technical Specification

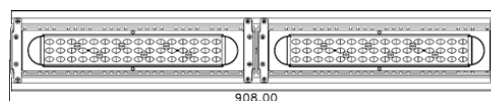
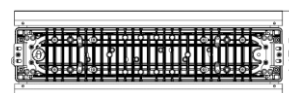
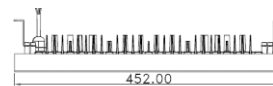
Wattage	As per Range Table	
Voltage	220V-240V	
Frequency	50-60Hz	
Power Factor	≥0.9	
Colour Temperature	4000K & 6500K	
CRI	RA≥70	
Beam Angle	60°	
Construction	Aluminium Body & Polycarbonate Diffuser	
IP Rating	IP65	
IK Rating	IK08	
Dimmable	No	
Light Source	Non-replaceable LED	
Lifespan	30,000hrs	
Luminous Flux	70W	7000Lm
	100W	10000Lm
	150W	15000Lm
	200W	20000Lm
Luminous Efficacy	100lm/W+	
Standards	BS EN 60598-1	

Range

253-9986	70W Linear LED Lowbay 4000K
253-9987	70W Linear LED Lowbay 6500K
253-9989	100W Linear LED Lowbay 4000K
253-9991	150W Linear LED Lowbay 4000K
253-9993	150W Linear LED Lowbay 6500K
253-9995	200W Linear LED Lowbay 4000K
253-9997	200W Linear LED Lowbay 6500K

Dimensions

	Length	Width	Height
2539986	452mm	147.5mm	87.6mm
2539987	452mm	147.5mm	87.6mm
2539989	452mm	147.5mm	87.6mm
2539991	908mm	147.5mm	87.6mm
2539993	908mm	147.5mm	87.6mm
2539995	908mm	147.5mm	87.6mm
2539997	908mm	147.5mm	87.6mm



No Serviceable parts

Contact your local authority for information concerning the correct disposal of your product