

Main

Range	Linery
Product name	Linery TR
Product or component type	Terminal block
Device short name	TRV
Accessory / separate part category	Connection accessory
Terminal block type	Passthrough
Terminal block level	1
Mounting mode	Clip-on
Nominal cross section	2.5 mm ²
Length	47.7 mm
Colour	Grey
Quantity per set	Set of 50

Complementary

Width	5.2 mm
Height	47.5 mm
Connections - terminals	1 x screw terminal: upstream (M3) 1 x screw terminal: downstream (M3)
Number of connections	2
Connection position	Sideways
Number of measurement input	2
Cable cross section	0.14...4 Mm ² , solid cable with cable end 0.2...2.5 Mm ² , flexible cable with cable end 0.14...4 Mm ² , solid cable without cable end 0.14...4 mm ² , flexible cable without cable end
Tightening torque	0.5...0.6 N.m
Wire stripping length	9 mm
Tool type	Connection: screwdriver Disconnection: screwdriver
[Ue] rated operational voltage	1000 V conforming to EN/IEC 60947-7-1 600 V CSA 690 V conforming to ATEX Exe II Ex II 2 GD 600 V cURus
[In] rated current	24 A conforming to EN/IEC 60947-7-1 22 A conforming to ATEX Exe II Ex II 2 GD 20 A cURus 20 A CSA
Material	Polyamide 6/6: insulating case Copper alloy: connector and screw Copper alloy: commoning link Chromium-nickel steel: spring
Dielectric loss	0.01 at 1 MHz conforming to IEC 60250 0.01 at 1 MHz conforming to VDE 0303-T4
Dielectric constant	3.7 at 1 MHz
Resistivity	10000 MΩ.M conforming to IEC 60093 10000 MΩ.m conforming to VDE 0303-T30
Surface resistance	1000 GΩ conforming to IEC 60093 1000 GΩ conforming to VDE 0303-T30
Creep resistance	500 CTI (> 400 kV) conforming to IEC 60093 500 CTI (> 400 kV) conforming to VDE 0303-T30

The information provided in this documentation contains general descriptions and/or technical characteristics of the performance of the products contained herein. This documentation is not intended as a substitute for and is not to be used for determining suitability or reliability of these products for specific user applications. It is the duty of any such user or integrator to perform the appropriate and complete risk analysis, evaluation and testing of the products with respect to the relevant specific application or use thereof. Neither Schneider Electric Industries SAS nor any of its affiliates or subsidiaries shall be responsible or liable for misuse of the information contained herein.

Flame retardance	V0, thickness 0.8 mm conforming to UL 94
Net weight	8.2 g
Range compatibility	Prisma G Prisma P Prisma PH Prisma Pack Spacial Kaedra Pragma TeSys Thalassa Thalassa TBP Thalassa Thalassa TBS
Product compatibility	Spacial enclosures




Environment

Product certifications	LR[RETURN]EAC[RETURN]VDE[RETURN]cURus[RETURN]DNV[RETURN]CSA[RETURN]IEC-Ex[RETURN]ATEX[RETURN]GL
Dielectric strength	1000 V conforming to IEC 60243-1
Ambient air temperature for operation	-40...130 °C conforming to IEC 60216-1 -40...130 °C conforming to VDE 0304-T21

Packing Units

Unit Type of Package 1	PCE
Number of Units in Package 1	1
Package 1 Height	0.700 cm
Package 1 Width	4.800 cm
Package 1 Length	4.800 cm
Package 1 Weight	7.000 g
Unit Type of Package 2	BB1
Number of Units in Package 2	50
Package 2 Height	5.500 cm
Package 2 Width	6.000 cm
Package 2 Length	27.000 cm
Package 2 Weight	398.000 g
Unit Type of Package 3	P06
Number of Units in Package 3	12100
Package 3 Height	75.000 cm
Package 3 Width	60.000 cm
Package 3 Length	80.000 cm
Package 3 Weight	108.832 kg

Offer Sustainability

Sustainable offer status	Green Premium product
REACH Regulation	 REACH Declaration
EU RoHS Directive	Compliant with Exemptions
Mercury free	Yes
China RoHS Regulation	 China RoHS Declaration
RoHS exemption information	 Yes
Environmental Disclosure	 Product Environmental Profile
Circularity Profile	No need of specific recycling operations
WEEE	The product must be disposed on European Union markets following specific waste collection and never end up in rubbish bins
Halogen content performance	Halogen free plastic parts product

Contractual warranty

Warranty	18 months
----------	-----------