



COMPONENT FOR ENCLOSURE, 22MM CONTACT BLOCK WITH 1 CONTACT ELEMENT SCREW TERMINAL, 1NC

Product designation	contact block
Contact block/ lampholder:	
Number of lampholders	0
General technical data:	
Product function	
• positive opening	Yes
Product component	
• diode	No
• lamp transformer	No
• Light source	No
• series resistor	No
Insulation voltage	
• Rated value	400 V
Type of voltage	
• of the operating voltage	AC/DC
Degree of pollution	class 3
Surge voltage resistance Rated value	4 kV
Operating frequency maximum	1 000 1/h
Mechanical service life (switching cycles)	
• typical	10 000 000
Electrical endurance (switching cycles) with contactors 3RT1015 to 3RT1026 typical	10 000 000
Thermal current	10 A
Protection class IP	
• of the enclosure	IP40

• of the terminal	IP20
Equipment marking	
• acc. to DIN 40719 extended according to IEC 204-2 acc. to IEC 750	S
• acc. to DIN EN 61346-2	P
• acc. to DIN EN 81346-2	P
Design of the fuse link for short-circuit protection of the auxiliary switch with type of assignment 1 required	gG / Dz 10 A
Operating voltage	
• with AC	
— at 50 Hz Rated value	5 ... 400 V
— at 60 Hz Rated value	5 ... 300 V
• for DC Rated value	
— maximum	230 V
— minimum	5 V
Operating voltage 1	
• with AC	
— at 50 Hz Rated value	400 V
— at 60 Hz Rated value	300 V
• for DC Rated value	24 V

Power Electronics:

Contact reliability	one incorrect switching operation of 100 million switching operations (5 V, 1 mA)
----------------------------	---

Auxiliary circuit:

Number of NC contacts	
• for auxiliary contacts	1
Number of NO contacts	
• for auxiliary contacts	0
Number of CO contacts	
• for auxiliary contacts	0
Operating current at AC-12	
• at 24 V Rated value	10 A
• at 48 V Rated value	10 A
• at 110 V Rated value	10 A
• at 230 V Rated value	10 A
• at 400 V Rated value	10 A
Operating current at AC-15	
• at 230 V Rated value	6 A
• at 400 V Rated value	3 A

Connections/ Terminals:

Type of electrical connection	screw-type terminals
Type of connectable conductor cross-section	
<ul style="list-style-type: none"> • for auxiliary contacts <ul style="list-style-type: none"> — solid 2x (1.0 ... 1.5 mm²) — solid with core end processing 2x (0.5 ... 0.75 mm²) — finely stranded with core end processing 2x (0.5 ... 1.5 mm²) • for AWG conductors for auxiliary contacts 2x (18 ... 14) 	
Tightening torque	
<ul style="list-style-type: none"> • for auxiliary contacts with screw-type terminals 0.8 N·m 	





Ambient conditions:

Ambient temperature	
<ul style="list-style-type: none"> • during operation -25 ... +70 °C • during storage -25 ... +80 °C 	

Installation/ mounting/ dimensions:

Mounting type	floor mounting
Height	49.5 mm
Width	10 mm
Depth	28 mm

Certificates/ approvals:

General Product Approval	Functional Safety/Safety of Machinery	Declaration of Conformity	other
 CSA		 VDE	 EG-Konf.
			Environmental Confirmations Confirmation

Further information

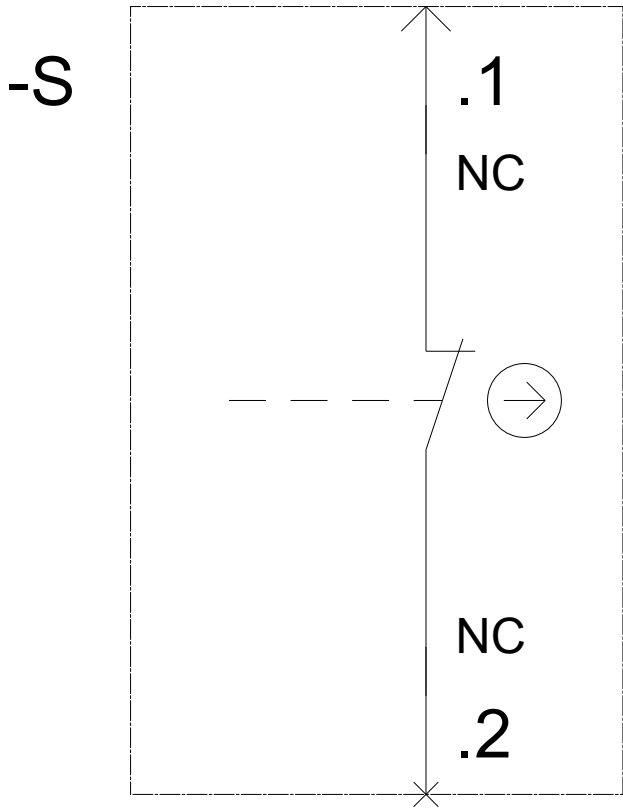
Information- and Downloadcenter (Catalogs, Brochures,...)
<http://www.siemens.com/industrial-controls/catalogs>

Industry Mall (Online ordering system)
<http://www.siemens.com/industrymall>

Cax online generator
<http://support.automation.siemens.com/WW/CAXorder/default.aspx?lang=en&mlfb=3SB34200C>

Service&Support (Manuals, Certificates, Characteristics, FAQs,...)
<https://support.industry.siemens.com/cs/ww/en/ps/3SB34200C>

Image database (product images, 2D dimension drawings, 3D models, device circuit diagrams, EPLAN macros, ...)
http://www.automation.siemens.com/bilddb/cax_de.aspx?mlfb=3SB34200C&lang=en



last modified:

28.04.2015