




**APPLICATION GUIDE**  
**Full-Flat Bell Switch**

**CAT. NO.**  
E8431BP1

**ZENcelo**

Thank you for choosing **Schneider Electric** ZENcelo Full-Flat Bell Switch.  
To ensure proper application of our product, please read through the following information before installation and use.

**This application guide applies to the following products.**



**Cat.no.**

E8431BP1

**Description**

10A Full-Flat Bell Switch


## SPECIFICATIONS

Voltage	:250VAC		
Load Type	:10A		
Dimension	:87mm x 87mm		
Mounting Centre	:60.3mm		
Compliance	:IEC60669-1	BSEN60669-1	MS IEC60669-1
	GB16915.1	SS227-1	

## IMPORTANT NOTE

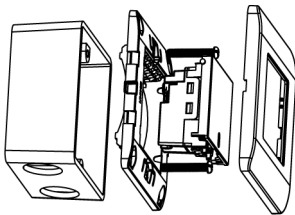
Please check your local wiring regulations before installation.

## WIRING DIAGRAMS



## MOUNTING INSTRUCTION

Please refer to the following diagram for proper installation.



Remarks: For surround mounting, align the clip locks on the faceplate and press firm on the surround. Complete engagement of the clip locks is indicated by a clear "click" sound.

