


Datasheet

Ceramic Heating Element, 245mm, 350 W, 230 V ac

RS Stock number 376-2672




Ceramic Infrared Element




The Ceramic Heater is an efficient robust heater which provides long wave infrared radiation. They are used in applications ranging from thermo-forming to paint/curing. Nearly all materials to be heated or dried provide maximum absorption in the 3-10 microns range. The Ceramic Heater with this fact in mind, can be used in a diverse range of industrial processes.


Element Type and rating	FTE HTE1 QTE	150W	250W 125W	300W 150W	350W	400W 200W	500W 250W 125W	650W	750W	1000W 500W 250W
Mean Surface Temperature	°C	315	418	452	480	515	560	630	670	750
	°F	599	784	845	896	959	1040	1166	1283	1382
Min. Wavelength (Microns)		6.0	4.9	4.6	4.5	4.2	4.0	3.55	3.5	3.0
Surface Loading	W/cm ²	1.1	1.7	2.0	2.4	2.7	3.4	4.4	5.1	6.8
	W/in. ²	7	11	13	16	18	22	29	33	44




(F.F.E)
Full Flat Element
245 x 60mm
(9.6" x 2.36")



(F.T.E)
Full Trough Element
245 x 60mm
(9.6" x 2.36")



(H.F.E)
Half Flat Element
122 x 60mm
(4.8" x 2.36")



(H.T.E)
Half Trough Element
122 x 60mm
(4.8" x 2.36")




(Q.F.E)
Quarter Flat Element
60 x 60mm
(2.36" x 2.36")



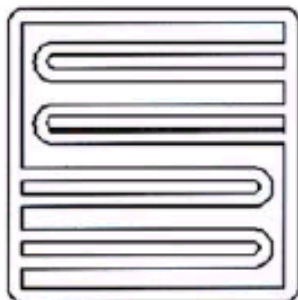
(Q.T.E)
Quarter Trough
Element
60 x 60mm
(2.36" x 2.36")



(L.FFE)
Large Full Flat Element
245 x 97mm
(9.6" x 3.8")



(L.FTE)
Large Full Through Element
245 x 60mm
(9.6" x 2.36")



(S.FSE)
Square Flat Solid Element
245 x 60mm
(9.6" x 2.36")

Recommended Radiation Distance

100mm to 200mm for Industrial applications. Elements are provided with pin terminal but can be provided with ring or fork terminals. All elements may be provided with Thermocouple type J or K. Ceramic Heaters come in different ranges of wattage and voltages, with 220/240V being the standard. Variations in Wattage and Voltages available on request.