

NEW

 Quality and reliability is our tradition
KYORITSU

DIGITAL MULTIMETERS KEW MATE SERIES

UP to 120A AC/DC Multimeters

Unique Open Jaw Technology for AC/DC current measurements



TRUERMS
CE

KEW MATE 2012R

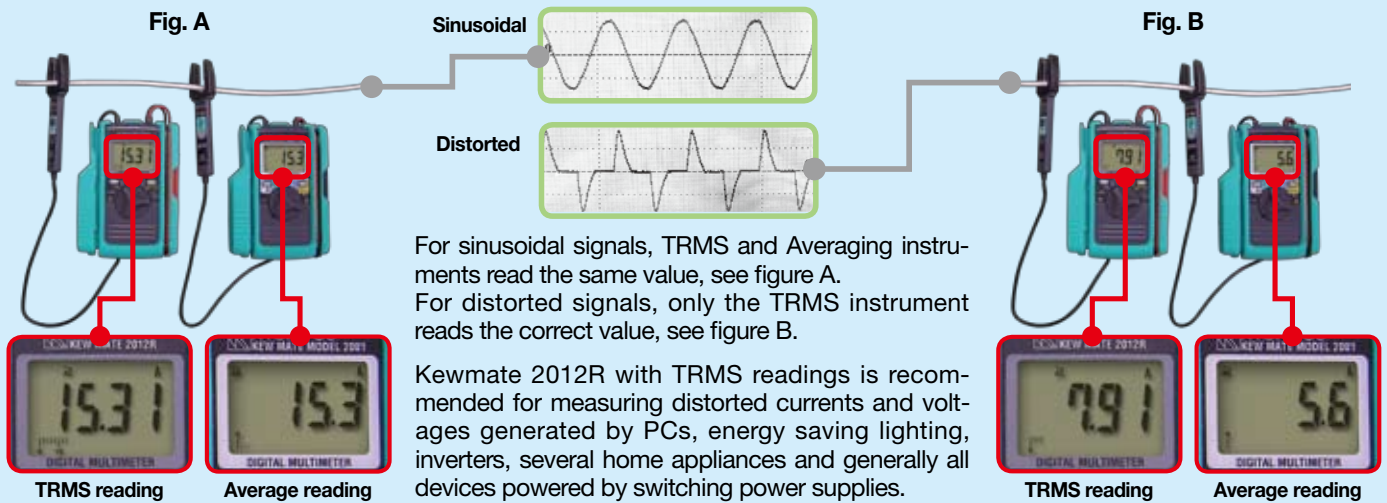
CE
KEW MATE 2000

CE
KEW MATE 2001

Innovative Multimeters with current measurements up to 120A
The open jaws are thin, perfect to clamp wires even in tight spaces
Kewmates are very handy and as reliable as traditional full size



● **TRMS (True Root Mean Square) (Only for 2012R)**



● **KewMates 2000/2001/2012R come with Extra Features!!!!**

- They can measure AC/DC currents up to: 60A, with Max. Resolution 0.1A AC/DC (for 2000)
 100A, with Max. Resolution 0.1A AC/DC (for 2001)
 120A, with Max. Resolution 0.01A AC/DC (for 2012R)
- Diode/Capacitance measurements (Only for 2012R)
- All equipped with a shock absorbing holster that incorporates test leads and open clamp sensor.

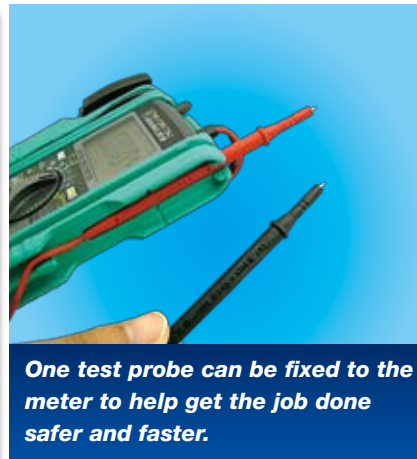
AC/DC.
ces.
e Multimeters.



The open jaws of Kewmates are perfect in tight spaces where a normal clamp meter is too big or wires are too short.



Insulated and removable caps prevent shortening of IC legs for proving high density component boards.



One test probe can be fixed to the meter to help get the job done safer and faster.



Quick one touch DC zero adjustment for 2012R (rotary knob for 2000 and 2001).

● Applications

- Everyday multimeters for technicians, the Kewmates are designed for electrical and electronic testing in field service and all applications where extra features, such as AC/DC current measurements up to 60/100/120A, simplifies working.
- Ideal for electrical and electronic troubleshooting in residential, commercial and industrial installations.
- Thanks to the open clamp sensor, Kewmates are perfect for reading currents in tight spaces where a normal clamp meter would be unsafe or too big to use such as sub-distribution boards, consumer units, final circuits, connection boxes, control panels or simply where the wires are too short.
- Optimized for measuring the output of a solar panel in photovoltaic installations.
- DC current measurements permit electrical testing and servicing of cars, electric forklifts, small electric cars or trolleys for cleaning, DC motor adjustable speed controllers, golf cars and trolleys, small electric cars and chairlifts for the disabled, work platforms, UPS's, electric scooters and bikes, etc.
- Accurate True RMS readings of AC current and voltage also in presence of harmonics created by PC's, Inverter, Electronic Ballast for florescent lamps, UPS's, etc. (only 2012R)



Measuring current in a Switchboard










Servicing a Forklift



Servicing a car

● 2000/2001/2012R Specifications

	2000	2001	2012R
	 	 	 
DC V	340.0mV/3.400/34.00/340.0/600V (Input impedance: approx. 10MΩ) ±1.5%rdg±4dgt		600.0mV/6.000/60.00/600.0V (Input impedance: approx. 10MΩ) ±1.0%rdg±3dgt
AC V	3.400/34.00/340.0/600V (Input impedance: approx.10MΩ) ±1.5%rdg±5dgt (50~400Hz)		6.000/60.00/600.0V (Input impedance: approx.10MΩ) ±1.5%rdg±5dgt (45~400Hz)
DC A	60.0A ±2%rdg±5dgt	100.0A ±2%rdg±5dgt	60.00/120.0A ±2.0%rdg±8dgt (60A) ±2.0%rdg±5dgt (120A)
AC A	60.0A ±2%rdg±5dgt (50/60Hz)	100.0A ±2%rdg±5dgt (50/60Hz)	60.00/120.0A ±2.0%rdg±5dgt (45~65Hz)
Ω	340.0Ω/3.400/34.00/340.0kΩ/3.400/34.00MΩ ±1%rdg±3dgt (0~340kΩ) ±5%rdg±5dgt (3.400MΩ) ±15%rdg±5dgt (34.00MΩ)		600.0Ω/6.000/60.00/600.0kΩ/6.000/60.00MΩ ±1.0%rdg±5dgt (600Ω/6/60/600kΩ) ±2.0%rdg±5dgt (6MΩ) ±3.0%rdg±5dgt (60MΩ)
Continuity buzzer	Buzzer sounds below 30±10Ω		Buzzer sounds below 35±25Ω
Diode test	-		2V ±3.0%rdg±5dgt Open-loop voltage: approx. 2.7V
Capacitance	-		400.0nF/4.000/40.00μF ±2.5%rdg±10dgt
Frequency	(AC A) 3.400/10.00kHz ±0.1%rdg±1dgt (AC V) 3.400/34.00/300.0kHz ±0.1%rdg±1dgt (Input sensitivity Current: more than 15A Voltage: more than 30V)	(Input sensitivity Current: more than 25A Voltage: more than 30V)	(AC A) 100/1000Hz/10kHz ±0.2%rdg±2dgt (100Hz) ±0.1%rdg±1dgt (1000Hz/10kHz) (AC V) 100/1000Hz/10/100/300.0kHz ±0.2%rdg±2dgt (100Hz) ±0.1%rdg±1dgt (1000Hz/10/100/300.0kHz) (Input sensitivity) Current: more than 2A Voltage: more than 2V[~10kHz]/more than 20V[10k~300kHz]
Conductor size	φ6mm max.	φ10mm max.	φ12mm max.
Withstand voltage	3700V AC for 1 minute		3540V AC for 5 seconds
Applicable standards	IEC 61010-1 CAT.Ⅲ 300V, CAT.Ⅱ 600V Pollution degree 2 IEC 61010-031, IEC 61010-2-032, IEC 61326		IEC 61010-1 CAT.Ⅲ 300V, CAT.Ⅱ 600V Pollution degree 2 IEC 61010-031, IEC 61010-2-032, IEC 61326
Power source	R03 (1.5V)×2 *Continuous measuring time: approx. 45hours (Auto power save: approx. 10 minutes)		R03 (1.5V)×2 *Continuous measuring time: DCV: approx. 150hours, ACA: approx. 25hours (Auto power save: approx. 15 minutes)
Dimensions	128 (L)×87 (W)×24 (D)mm	128 (L)×91 (W)×27 (D)mm	128 (L)×92 (W)×27 (D)mm
Weight	210g approx. (including batteries)	220g approx. (including batteries)	220g approx. (including batteries)
Accessories	R03 (1.5V)×2 Instruction manual		
Optional	9107 (Carrying case[Soft])		

 **Safety Warnings :** Please read the "Safety Warnings" in the instruction manual supplied with the instrument thoroughly and completely for correct use. Failure to follow the safety rules can cause fire, trouble, electrical shock, etc. Therefore, make sure to operate the instrument on a correct power supply and voltage rating marked on each instrument.

■ For inquires or orders :

 **KYORITSU ELECTRICAL INSTRUMENTS WORKS, LTD.**

No.5-20,Nakane 2-chome, Meguro-ku, Tokyo, 152-0031 Japan
 Phone:81-3-3723-0131
 Fax:81-3-3723-0152
 E-mail:info@kew-ltd.co.jp
 Factory: Ehime, Japan



<http://www.kew-ltd.co.jp>

