

Multilayer Chip Varistor

MCVZ0805 Green Material Series

multicomp PRO



Description

Multilayer Chip Varistor is a family of Transient Voltage Surge Suppression products. Today, electronic circuits are becoming smaller and more sensitive to external interference. Multilayer Chip Varistor is designed to protect components from destruction of transients and ESD(Electronic Static Discharge). The wide operating voltage and energy rage make Multilayer Chip Varistor suitable for numerous applications on I/O protection , Vcc protection , Keyboard protection , LCD protection , Sensor protection etc. The Chip Varistor is manufactured by Multilayer fabrication technology providing excellent voltage clamping ability and is supplied in lead less , surface mount form , compatible with modern reflow and wave soldering procedures.

Features

- Multilayer fabrication technology
- Small size (0402, 0603, 0805 and 1206 Available)
- -55°C to +125°C operating temperature range
- Operating voltage range $V_{M(DC)}$ at 5.5V to 45V
- Able to withstand high surge current
- Bi-directional Clamping Characteristic
- Low Capacitance Chip Varistor Types Available
- Environmentally conscious design

Applications

Protection of cellular phones, PDA, High Speed Data Line etc.

ESD Protection for components sensitive to IEC 61000-4-2, provides circuit board transient voltage protection for transistors.

Protection of Video & Audio Ports.

Device Rating And Specifications

Part Number	Maximum Ratings					Specifications		
	Max. Continuous Working Voltage		Max. Non-Repetitive Surge Current (8/20 μ s)	Max. Non- Repetitive Surge Energy (10/1000 μ s)	Max. Claiming Voltage at Specified Current (8/20 μ s)	Nominal Voltage At 1mA (DC) Current		Typical Capacitance
	$V_{M(DC)}$	$V_{M(AC)}$	I_{TM}	W_{TM}	V_c	$V_{N(DC)}$ Min.	$V_{N(DC)}$ Max.	@1KHz
	(V)	(V)	(A)	(J)	(V)	(V)	(V)	C
MCVZ0805M050AGT	5.5	4	80	0.1	20 at 1A	8	11	1,600
MCVZ0805M090AGT	9	6	80	0.1	23 at 1A	10.2	13.8	1,180
MCVZ0805M140AGT	14	10	100	0.2	35 at 1A	15.3	20.7	1,180
MCVZ0805M180AGT	18	14	100	0.2	39 at 1A	21.6	26.4	550
MCVZ0805M220AGT	22	17	100	0.2	44 at 1A	24.3	29.7	400
MCVZ0805M260AGT	26	20	100	0.3	54 at 1A	29.7	36.3	350
MCVZ0805M300AGT	30	25	100	0.3	65 at 1A	35.1	42.9	310
MCVZ0805M380AGT	38	30	100	0.3	77 at 1A	42.3	51.7	280
MCVZ0805M450AGT	45	35	80	0.3	90 at 1A	50.4	61.6	195

The capacitance value and energy only for reference. It is not formal specification.

Newark.com/multicomp-pro
 Farnell.com/multicomp-pro
 Element14.com/multicomp-pro

multicomp PRO

Multilayer Chip Varistor

MCVZ0805 Green Material Series

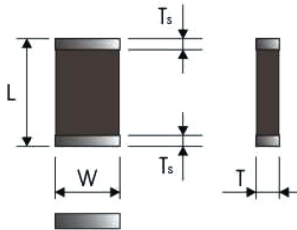
multicomp PRO

Standard Testing Condition

Unless otherwise specified

Temperature : +15°C to 35°C
 Humidity : 25%RH to 85%RH
 Atmospheric pressure : 86kPa to 106kPa

Dimensions



Symbol	MCVZ0805 Series
L	2 ±0.2mm
W	1.25 ±0.2mm
T	1mm (max.)
Ts	0.5 ±0.2mm

Terminal electrode : Ni / Sn electrode

Specifications

Electrical Reliability

Test Item	Test condition / Test method	Specification															
High temperature storage	+125±3°C for 1,000 hours Measurement to be made after keeping at room temp. for 24 ±2hr	ΔV at 1mA < 10%															
Low temperature storage	-40±3°C for 1,000 hours Measurement to be made after keeping at room temp. for 24 ±2hr	ΔV at 1mA < 10%															
Humidity storage	40±2°C , 90 to 95%RH for 500 hours Measurement to be made after keeping at room temp. for 24 ±2hr	ΔV at 1mA < 10%															
Temperature cycles	Times : 5 cycles <table border="1"> <thead> <tr> <th>Step</th> <th>Temp.(°C)</th> <th>Time(min.)</th> </tr> </thead> <tbody> <tr> <td>1</td> <td>-55±3</td> <td>30±3</td> </tr> <tr> <td>2</td> <td>Room temp.</td> <td>2~3</td> </tr> <tr> <td>3</td> <td>+125 ±3°C</td> <td>30±2</td> </tr> <tr> <td>4</td> <td>Room temp.</td> <td>2~3</td> </tr> </tbody> </table> Measurement to be made after keeping at room temp. for 24 ±2hr	Step	Temp.(°C)	Time(min.)	1	-55±3	30±3	2	Room temp.	2~3	3	+125 ±3°C	30±2	4	Room temp.	2~3	ΔV at 1mA < 10%
Step	Temp.(°C)	Time(min.)															
1	-55±3	30±3															
2	Room temp.	2~3															
3	+125 ±3°C	30±2															
4	Room temp.	2~3															

Mechanical Reliability

Test Item	Test condition / Test method	Specification
Solderability	Solder temp. : 230±5°C Immersion time : 2±0.5 sec Immersion and emersion rates : 25mm/s	Min 90% electrode shall be covered with solder.
Resistance to Soldering Heat	Pre-heating : 120°C to 150°C, 60sec Solder temp. : 260 ±5°C Immersion time : 10 ±1sec Measurement to be made after keeping at room temp. for 24 ±2h	ΔV at 1mA < 10% Disappearance of electrode due to immersion into solder shall not exceed 25% of edges of each electrode.


Newark.com/multicomp-pro
 Farnell.com/multicomp-pro
 Element14.com/multicomp-pro

multicomp PRO

Multilayer Chip Varistor

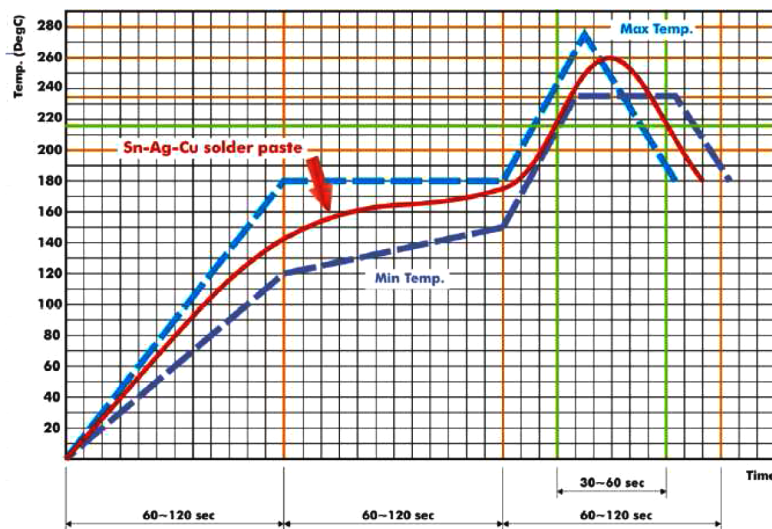
MCVZ0805 Green Material Series



Test Item	Test condition / Test method	Specification
Adhesive Strength of Termination	<p>Solder chip on PCB and applied 0805/1206 Series: 10N(1Kgf) for 10 sec 0402/0603 Series: 5N(0.5Kgf) for 10 sec</p> <p style="text-align: center;">Chip varistor</p> 	No visible damage
Vibration	<p>Solder chip on PCB. Frequency : 10Hz ~ 55Hz ~ 10 Hz (1min) Oscillation amplitude : 1.5mm Times : 2hrs in each of three perpendicular direction</p>	No visible damage
Bending Test	The middle part of substrate shall be pressurized by means of the pressurizing rod at a rate of 1mm per second until the deflection becomes 1mm and then the pressure shall be maintained for 5 sec.	No visible damage ΔV at 1mA < 10%

Soldering Condition

Typical examples of soldering processes that provide reliable joints without any damage are given in figure below:



Infrared soldering profile

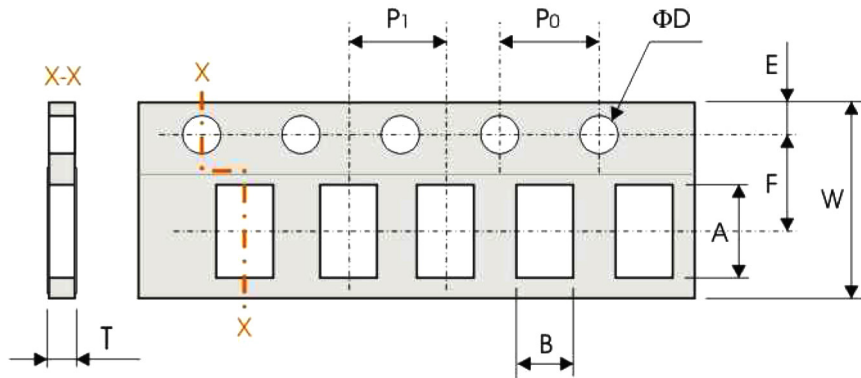
Multilayer Chip Varistor

MCVZ0805 Green Material Series



Packaging

Paper Tape specifications and Packaging quantity



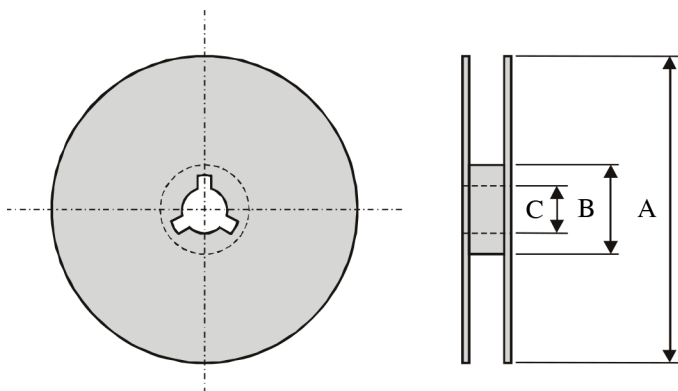
Series	A	B	E	F	ØD
MCVZ0805 Series	2.25 ±0.05	1.45 ±0.05	1.75 ±0.05	3.5 ±0.05	1.55 ±0.05

Series	P0	P1	T	W	Quantity/Reel
MCVZ0805 Series	4 ±0.1	2 ±0.1	0.87 ±0.05	8 ±0.2	3Kpcs

Tape Material : Paper tape

Dimensions : Millimetres

Reel Dimensions



Index	A	B	C
Dimension (mm)	178	60	13.5

Important Notice : This data sheet and its contents (the "Information") belong to the members of the AVNET group of companies (the "Group") or are licensed to it. No licence is granted for the use of it other than for information purposes in connection with the products to which it relates. No licence of any intellectual property rights is granted. The Information is subject to change without notice and replaces all data sheets previously supplied. The Information supplied is believed to be accurate but the Group assumes no responsibility for its accuracy or completeness, any error in or omission from it or for any use made of it. Users of this data sheet should check for themselves the Information and the suitability of the products for their purpose and not make any assumptions based on information included or omitted. Liability for loss or damage resulting from any reliance on the Information or use of it (including liability resulting from negligence or where the Group was aware of the possibility of such loss or damage arising) is excluded. This will not operate to limit or restrict the Group's liability for death or personal injury resulting from its negligence. Multicomp Pro is the registered trademark of Premier Farnell Limited 2019.

Newark.com/multicomp-pro
 Farnell.com/multicomp-pro
 Element14.com/multicomp-pro

