

Main

Range compatibility	Altivar Machine ATV340 Easy Altivar 310 Altivar&Nbsp;Process ATV900 Altivar Machine ATV320 Easy Altivar 310L
Product or component type	Braking resistor
Ohmic value	28 Ohm

Complementary

Product compatibility	Variable speed drive ATV320 15 kW 525...600 V Variable speed drive ATV930 wall mount 4 kW 200...240 V medium cycle Variable speed drive ATV950 wall mount 11 kW 380...480 V light cycle Variable speed drive ATV930 wall mount 3 kW 200...240 V medium cycle Variable speed drive ATV930 wall mount 11 kW 380...480 V light cycle Variable speed drive ATV320 7.5 kW 525...600 V Variable speed drive ATV930 15 kW 500...690 V light cycle Variable speed drive ATV930 wall mount 3 kW 200...240 V light cycle Variable speed drive ATV930 25 hp 600 V light cycle Variable speed drive ATV320 7.5 kW 380...480 V Variable speed drive ATV320 3 kW 200...240 V Variable speed drive ATV320 11 kW 380...480 V Variable speed drive ATV320 11 kW 525...600 V Variable speed drive ATV930 20 hp 600 V light cycle Variable speed drive ATV930 18.5 kW 500...690 V light cycle Variable speed drive ATV930 wall mount 15 kW 380...480 V light cycle Variable speed drive ATV340 11 kW 380...480 V light cycle Variable speed drive ATV950 wall mount 15 kW 380...480 V light cycle Variable speed drive ATV310 11 kW Variable speed drive ATV930 wall mount 4 kW 200...240 V light cycle Variable speed drive ATV340 7.5 kW 380...480 V light cycle Variable speed drive ATV320 2.2 kW 200...240 V
Duty cycle	Light cycle (heavy duty) <0.8 s braking with 150 % braking torque for a 40 s cycle Light cycle (normal duty) <0.8 s braking with 120 % braking torque for a 40 s cycle Medium cycle (normal duty) <4 s braking with 135 % braking torque for a 40 s cycle Medium cycle (heavy duty) <4 s braking with 165 % braking torque for a 40 s cycle
Average power available	0.3 kW at 50 °C
Electrical connection	Terminal, connection capacity: <= 10 mm ² / AWG 8 for drive
Protection type	Thermal protection via drive
Width	175 mm
Height	345 mm
Depth	100 mm
Net weight	2.7 kg

Environment

IP degree of protection	IP20
Ambient air temperature for storage	-25...70 °C
Ambient air temperature for operation	0...50 °C

The information provided in this documentation contains general descriptions and/or technical characteristics of the products contained herein. This documentation is not intended as a substitute for and is not to be used for determining suitability or reliability of these products for specific user applications. It is the duty of any such user or integrator to perform the appropriate and complete risk analysis, evaluation and testing of the products with respect to the relevant specific application or use thereof. Neither Schneider Electric Industries SAS nor any of its affiliates or subsidiaries shall be responsible or liable for misuse of the information contained herein.

Packing Units

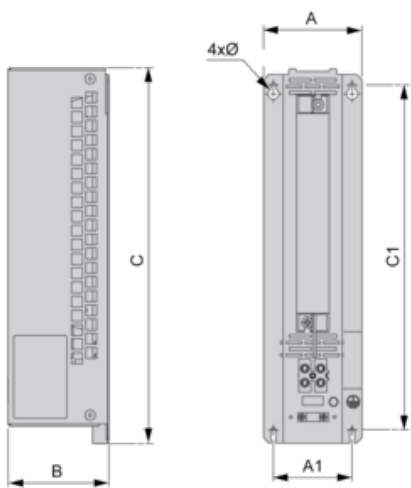
Unit Type of Package 1	PCE
Number of Units in Package 1	1
Package 1 Height	16.800 cm
Package 1 Width	18.800 cm
Package 1 Length	36.000 cm
Package 1 Weight	3.038 kg
Unit Type of Package 2	P06
Number of Units in Package 2	18
Package 2 Height	75.000 cm
Package 2 Width	60.000 cm
Package 2 Length	80.000 cm
Package 2 Weight	63.364 kg

Offer Sustainability

REACH Regulation	REACH Declaration
REACH free of SVHC	Yes
EU RoHS Directive	Pro-active compliance (Product out of EU RoHS legal scope) EU RoHS Declaration
Toxic heavy metal free	Yes
Mercury free	Yes
China RoHS Regulation	China RoHS Declaration
RoHS exemption information	Yes

Dimensions

Right Side and Front View



Dimensions in mm

A	B	C	A1	C1	Ø
175	100	345	142	316	4.5

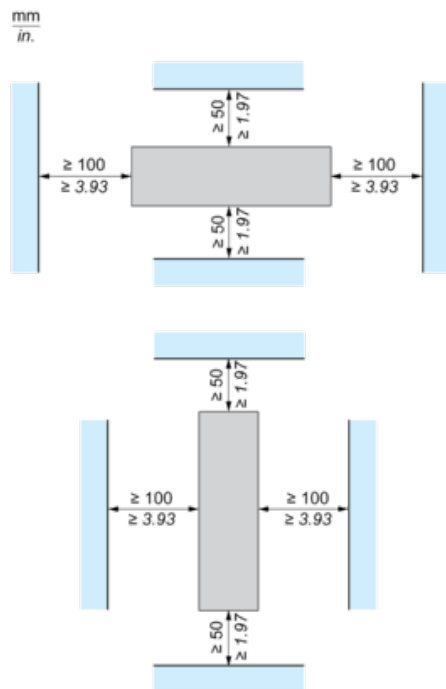
Dimensions in in.

A	B	C	A1	C1	Ø
6.89	3.94	13.58	5.59	12.44	0.18

Mounting and Clearance

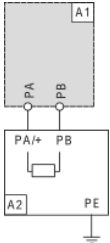


(1) Braking resistor



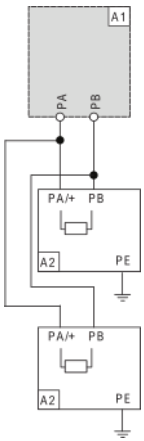
Recommended Schema

1 Braking Resistor



A1 : Drive or external braking unit
A2 : Braking resistor
PA, PB : Bus DC

2 Braking Resistors



A1 : Drive or external braking unit
A2 : Braking resistor
PA, PB : Bus DC