

## FEATURES

- 3 mm coloured diffused epoxy lens
- 2 mm x 0.5 mm blade terminations
- Solder tab blade terminals
- Connection tabs are colour coded for polarity (gold +ve, silver -ve)
- Various voltage ratings

## RS PRO Red Indicator, 24 V dc, 6mm Mounting Hole Size, Solder Tab Termination

RS Stock No.: 210-327



RS Professionally Approved Products bring to you professional quality parts across all product categories. Our product range has been tested by engineers and provides a comparable quality to the leading brands without paying a premium price.

### Product Description

Brought to you by RS Pro, a range of LED indicators. Each indicator has a compact and robust high quality build, complete with a solder tab termination. The relative ease of the installation process ensures these LED indicators are perfect for your application. With tri-colour options available, the possibilities are endless. Whether the intended application is a signal, warning or purely a display, there are choices to suit all outcomes. All models are highly reliable and excellent quality.

### General Specifications

<b>Light Output Colour</b>	Red
<b>Lamp Type</b>	LED
<b>Termination Type</b>	Solder Tab
<b>Type</b>	Panel Mount
<b>Bezel Style</b>	Prominent
<b>Bezel Colour</b>	Black Chrome
<b>Intensity</b>	3500mcd
<b>Type Of Illumination</b>	Fixed Light
<b>LED Colour</b>	Red
<b>Viewing Angle</b>	30° to 100°
<b>Life Expectancy</b>	100000hours
<b>Applications</b>	Fixed to PCB circuit boards mounted; Switches; Pushbuttons; Used as vehicle indicators

### Electrical Specifications

<b>Voltage Rating</b>	24V dc
<b>Current Rating</b>	20mA
<b>Voltage Tolerance</b>	10%

## Mechanical Specifications

Mounting Hole Size	6mm
Length	34.4mm
Torque	4cNm
Lamp Size	3mm

## Operation Environment Specifications

Temperature Rating	-40°C to 85°C
--------------------	---------------

## Approvals

Compliance/Certifications	EN61340
---------------------------	---------



TECHNICAL SPECIFICATIONS		
Voltage	Operating Voltage	Operating Current
	(Min to Max)	(Typical All Types)
02 (No Resistor)	1.8 to 3.8VDC	20mA max*
6VDC	5.4 to 6.6VDC	20mA
12VDC	10.8 to 13.2VDC	20mA
24VAC/DC	21.6 to 26.4VDC	20mA
28VDC	25.2 to 30.8VDC	20mA

<b>Max Reverse Voltage:</b> 5V
<b>Viewing Angle:</b> 30–100° (dependant on model)
<b>Life Expectancy:</b> 100,000 hours
<b>Temperature Range:</b> –40 to +85°C (operating & storage)
<b>Torque:</b> 4cNm
<p>Technical drawing showing panel cutout dimensions: <math>\varnothing 6.00 +0.15/-0.0</math> and <math>8.00 [0.315] AF</math>. The drawing also indicates <math>2.00 [0.079]</math> and <math>M6 \times 0.50</math> THREAD.</p>

Standard LED Intensity	Prominent and Recessed	Flush	Forward Voltage
HE Red	40mcd	10mcd	2.0V
Green	50mcd	12mcd	2.2V
Yellow	30mcd	6mcd	2.1V
Blue	1,200mcd	100mcd	3.8V
White	1,200mcd	160mcd	3.8V
Orange	60mcd	10mcd	2.0V
Bi-color (Typical) (Red/Green)	20/15mcd	10/8mcd	2.0V/2.2V

The color is changed by reversing the polarity of the supply voltage.

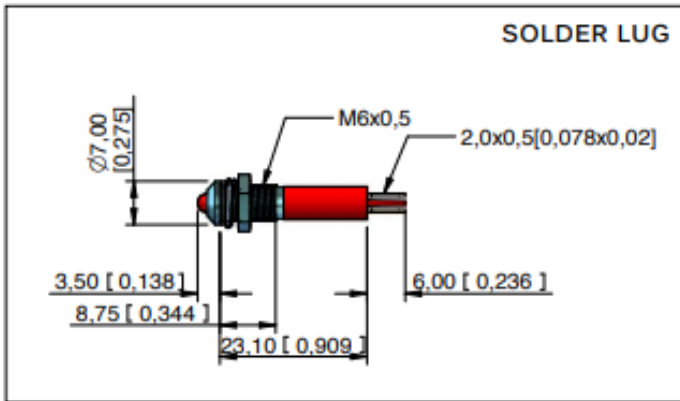
Super Bright LED	Prominent and Recessed	Flush	Forward Voltage
HE Red	1,000mcd	700mcd	2.2V
Green	1,200mcd	2,000mcd	3.5V
Yellow	2000mcd	8,000mcd	2.3V
Blue	1,600mcd	200mcd	3.3V
White	1,200mcd	350mcd	3.3V
Orange	10,000mcd	500mcd	2.2V

Hyper Bright LED	Prominent and Recessed	Flush	Forward Voltage
HE Red	3,700mcd	600mcd	2.2V
Green	2,000mcd	350mcd	3.2V
Yellow	1,200mcd	140mcd	2.0V
Orange	4,500mcd	400mcd	2.2V

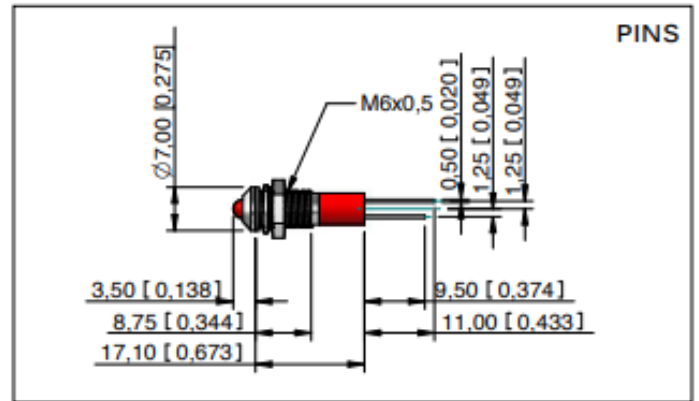
Luminous intensity will be reduced with lower operating current.

## PROMINENT BEZEL

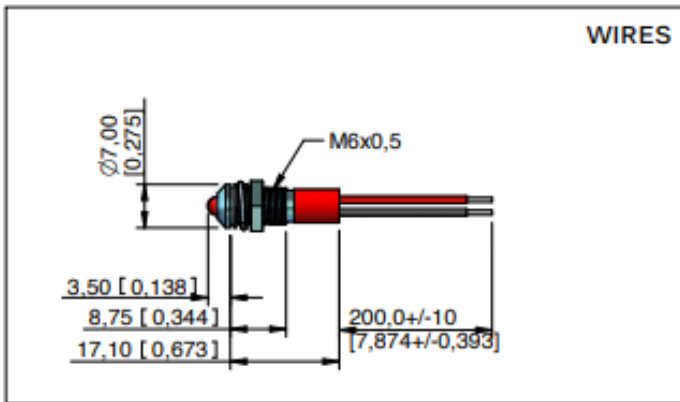
### SOLDER LUG



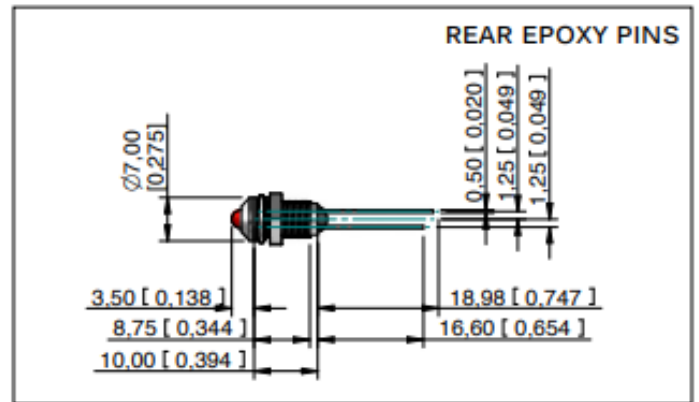
### PINS



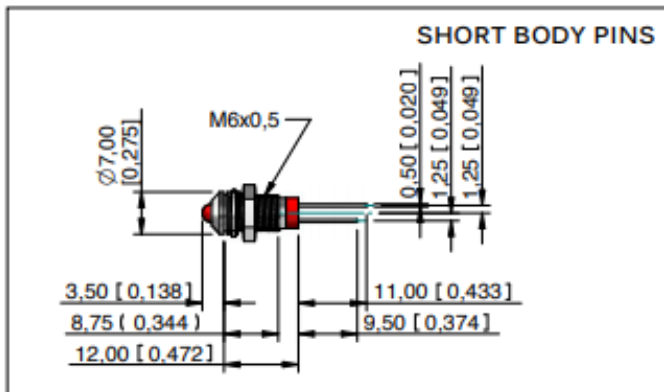
### WIRES



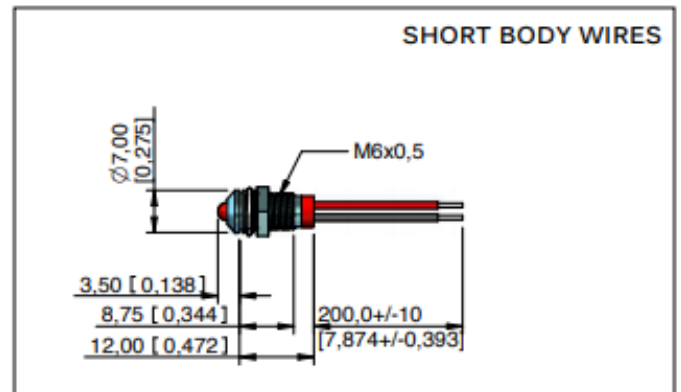
### REAR EPOXY PINS



### SHORT BODY PINS



### SHORT BODY WIRES



### REAR EPOXY WIRES

